



CONNECT AND PROTECT

Fixing, Fastening & Support Products

For Electrical Installation and
Datacom & Telecom Applications


nvent



CADDY

8

7

6

5

4

3

2

1



Commercial builders, energy companies, data-center operators and industrial producers worldwide have long trusted nVent CADDY, ERICO, HOFFMAN, RAYCHEM, SCHROFF and TRACER products for their electrical connection and protection needs.

These market-leading brands have united under a new company: nVent.

As nVent, established electrical brands that previously were part of the diverse Pentair offerings have joined forces under a single mission: the belief that safer systems ensure a more secure world. nVent connects and protects customers with inventive electrical solutions.

Maximize your productivity. Minimize downtime. Reduce operating costs. Trust nVent to connect and protect your electrical infrastructure.

Table of Contents

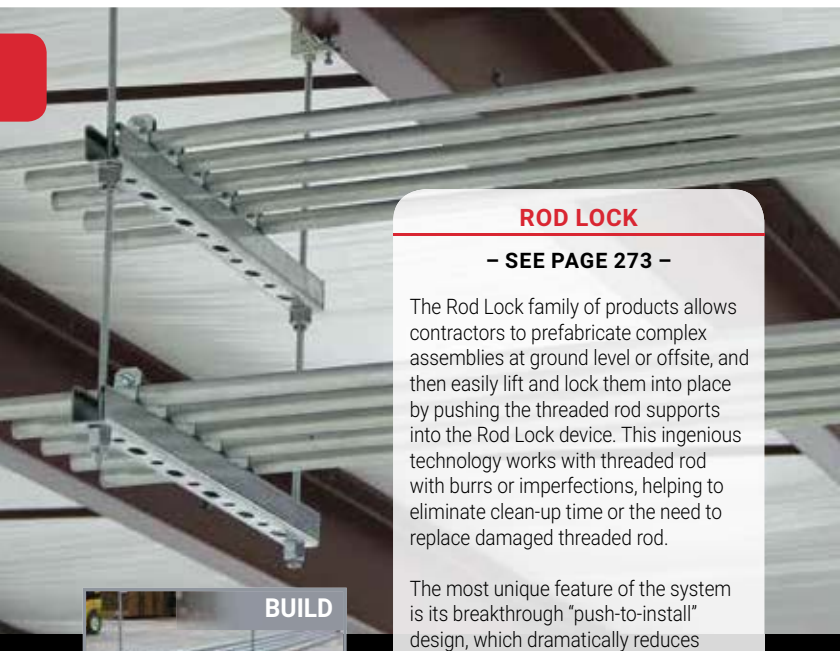
| | |
|--|----------------------|
| Product Application Reference | pages 25 - 42 |
| Cable / Conduit | 43 - 100 |
| Structural Attachments | 101 - 166 |
| nVent CADDY All-In-One | 167 - 180 |
| Stud Wall | 181 - 210 |
| Datacom / Low Voltage (featuring nVent CADDY Cat HP) | 211 - 272 |
| nVent CADDY Rod Lock | 273 - 284 |
| nVent CADDY Speed Link | 285 - 308 |
| Ceiling / Acoustical | 309 - 334 |
| (Mechanical) – Pipe and Tube Fixings. | 335 - 342 |
| nVent CADDY Pyramid | 343 - 364 |
| Metal Framing | 365 - 394 |
| Seismic Bracing Systems. | 395 - 412 |
| Reference | 413 - 422 |
| Alpha-Numeric Index. | 423 - 434 |

WARNING nVent products shall be installed and used only as indicated in nVent's product instruction sheets and training materials. Instruction sheets are available at nVent.com/CADDY and from your nVent customer service representative. Improper installation, misuse, misapplication or other failure to completely follow nVent's instructions and warnings may cause product malfunction, property damage, serious bodily injury and/or death, and void your warranty.

Featured Products



Featured Products



ROD LOCK

– SEE PAGE 273 –

The Rod Lock family of products allows contractors to prefabricate complex assemblies at ground level or offsite, and then easily lift and lock them into place by pushing the threaded rod supports into the Rod Lock device. This ingenious technology works with threaded rod with burrs or imperfections, helping to eliminate clean-up time or the need to replace damaged threaded rod.

The most unique feature of the system is its breakthrough “push-to-install” design, which dramatically reduces the installation time of threaded rod support structures when compared to conventional fasteners. Simply speaking – Rod Lock is revolutionizing how contractors support conduit, cable tray, and lights by helping to make installations faster, easier and more secure.



BUILD

Assemble on the ground or off-site



LIFT

Raise assembly to ceiling



DONE

Level, tighten lock nut



SNSW FLANGED NUT

– SEE PAGE 284 –

A combination of a slotted channel washer and nut that can be installed at any location along a threaded rod. Ideal for retrofit project where disassembly of the existing trapeze is not desired.

Featured Products



ROD LOCK PRESET ANCHORS

– SEE PAGE 276 –

Preset anchors for concrete over plywood forms and metal decking that allow complex prefabricated threaded rod assemblies to be easily pushed into place.



ROD LOCK COUPLERS

– SEE PAGE 277-278 –

- Easily installs into any traditional structural threaded rod attachment
- Plastic protection cap prevents dirt or structural coatings from obstructing the “push-to-install” mechanism



ROD LOCK TELESCOPING STRUT REPLACEMENT

– SEE PAGE 281 –

- Easy “push-to-install” design allows installers to simply push the threaded rod through the mounting hole, instantly holding it in position
- Telescopes to the desired length and is locked in place by snapping closed a spring retainer clip
- Standard strut profile runs the entire length of the part, allowing most standard fittings to be placed anywhere between the rods
- Integrated ruler displays space between hanger rods in inches and centimeters
- Supports up to seven 2” (50 DN) conduits, or up to 18” (450 mm) cable tray
- Conduit can be supported on the top and bottom, eliminating the need for double sided strut

Featured Products



SPEED LINK

– SEE PAGE 285 –

The Speed Link SLK system provides a versatile overhead support solution that is easy to adjust and installs quickly to almost any structure. The system supports a wide range of applications, including cable tray, lighting, conduit, strut profiles and signage from overhead structural building members. It is available with a variety of specialty end fittings for the most common building structure types, a range of wire rope diameters and lengths, and includes a unique keyless locking device.



- Push/pull keyless release allows easy adjustments
- Range includes solutions for both 1.5 mm and 2 mm cables as well as larger 3 mm cables for higher load applications
- Low-profile locking device minimizes visual impact
- Cable spread of 90 degrees allows positioning the device closer to the load
- Keyless release tubes are easy to operate while wearing gloves
- Double-sided locking mechanism enables simple height adjustment
- Individual packaging holds wire rope neatly until objects are ready to install

Structure Attachments for Steel & Concrete



Featured Products



SPEED LINK SLK SPOOL KIT

– SEE PAGE 304 –

- Kit includes spool of Speed Link steel wire and SLK locking devices
- Wire spool and locking devices are packaged together, simplifying transportation to the jobsite and reducing inventory
- Packaging allows end-users to pull and cut any length of wire that is needed without having to take the spool out of the box
- Ideal for rework and installations where custom lengths of wire may be needed



SLK WITH Y-TOGGLE

– SEE PAGE 296 –

- Complete system includes wire, locking device and two pre-assembled toggle end fittings
- Attaches to clearance holes in a variety of structures or hanging devices



SPEED LINK SLS TRAPEZE KIT

– SEE PAGE 301 –

- Out of the box trapeze solution includes Telescoping Strut Replacement, wire rope with pre-assembled hook end-fitting, and two SLS locking devices
- Telescopes to the desired length and is locked in place by snapping closed a spring retainer clip
- Standard strut profile allows most standard fittings to be placed anywhere between the wire rope supports
- Supports up to seven 2" conduits, or up to 18" cable tray
- Conduit can be placed directly on the strut profile, saving vertical space in buildings with limited installation room
- Fastens to the building structure or hanging services by looping around and hooking to wire rope
- Finger tightening of nut secures the locking device into position without tools
- Installs in telescoping strut replacement without the need to insert fingers or tools into the channel

Featured Products




ALL-IN-ONE

– SEE PAGE 167 –

We asked electrical contractors what problems they face and how nVent CADDY innovation can help meet their needs. We listened to what they do today and heard a consistent message: Find a better way to mount, wire and install electrical devices, such as switches and outlets, on the job or offsite. Then the nVent CADDY team designed and built ONE system that meets many of the different installation methods and preferences of today's electrical contractor.

- Complete assembly that is ready to use right out of the box and installs with just two screws
- Rigid back plate functions as a far-side support and is resistant to bending
- Box remains fixed in place when mud ring is removed (on applicable models)
- Open-back design offers faster and easier access to install conduit connectors or wiring
- Stocked inventory – available when you need it
- Made in the USA



Featured Products



nVENT CADDY PREFAB SOLUTIONS

- SEE PAGE 207 -



**Reduce Labor Cost.
Improve Material Management.
Reduce Project Management Time.**

nVent CADDY PREFAB Solutions designs and manufactures UL Listed, prefabricated branch wiring systems and delivers those systems direct to the electrical contractor. Our system gives contractors the ability to better control their labor cost, improve material management and meet the challenging schedule demands in today's construction environment.

Labor Savings & Impact

Direct labor savings

- 90% complete when the system arrives.
- Lower installation skill level required
- Re-assignment of skill-sets
- Layout & non-productive labor cost reduced
- Reduction of project management & overhead cost
- Less material handling cost

Material Considerations

- Reduction of cable and wire scrap
- Elimination of left over material
- Elimination of spot buying

Other Considerations & Advantages

- Improve cash flow
- Adherence to project specifications
– a second eye

Featured Products



nVENT CADDY CAT HP

- SEE PAGE 212 -

The Cat HP J-Hook System is an advanced, non-continuous pathway support solution for today's high-performance cabling systems. Highly engineered features help ensure a stable and secure installation that complies with industry codes and standards for high-performance cables.

The Cat HP System is a cost-effective alternative to using wire mesh cable tray, ladder tray or similar complex alternatives. It requires significantly less material and installs in a fraction of the time of other methods. This versatile solution accommodates a wide range of attachment methods and is available as individual J-Hooks, pre-built Cat HP assemblies and multi-tiered trees, as well as interchangeable Cat HP components. The Cat HP J-Hook System provides the perfect combination of performance, time savings and versatility required by today's datacom and electrical contractors.



Featured Products



PYRAMID

- SEE PAGE 343 -

Pyramid rooftop supports are a surface mounted solution for supporting electrical and mechanical applications on a variety of roof surfaces. They offer superior load capacity and dramatically reduce installation time by replacing slow, heavy and labor-intensive methods for support of pipe, conduit, duct, cable tray and equipment. Unlike wood blocks, Pyramid supports are specifically designed for rooftop applications, incorporating unique materials and finishes that protect roof membranes and provide superior corrosion protection.



Featured Products



TELESCOPING STRUT REPLACEMENT

– SEE PAGE 281 & 366-368 –

The Telescoping Strut Replacement is an innovative alternative to using traditional strut channels for trapeze or other support structures that accommodates standard strut fittings. This telescoping solution eliminates the need to handle and cut long lengths of strut to size. The bracket telescopes to the desired length and is locked in place by snapping closed a spring retainer clip.

- Standard strut profile runs the entire length of the part, allowing most standard fittings to be placed anywhere between the rods
- Spring steel retainer strap can be manually locked into place, allowing a tool-free installation
- Ready to use out of the box and eliminates the need for cutting sections of strut
- Pre-cut design is easier to transport and store than standard lengths of strut



With Nut



No Nut



Retrofit

Featured Products

– With Shot-Fire Brackets

- Comes complete with shot-fire bracket and pre-assembled drive pin from Powers Fasteners, Inc
- Quickly and easily attaches to concrete, steel or composite metal decking
- Integrated pin installs easily using powder-actuated or single-shot gas-actuated tools



DROP SMOOTH ROD / THREADED ROD WITH SHOT-FIRE BRACKET

– SEE PAGE 134-135 –

- Works with most standard CADDY spring steel fasteners designed for rod attachments



SNAP CLOSE CONDUIT/PIPE CLAMP WITH SHOT-FIRE BRACKET

– SEE PAGE 59 –

- Eliminates need for offset bending conduit
- Finger closure, no tools required



CAT HP J-HOOK WITH SHOT-FIRE BRACKET

– SEE PAGE 227 –

- Provides optimal support for high-performance data cable, up to and including Cat 5e, Cat 6, Cat 6A, Cat 7 and fibre optic



MC/AC CABLE SUPPORT WITH SHOT-FIRE BRACKET

– SEE PAGE 70 –

- Neatly isolates, supports and secures MC/AC cables
- Properly spaces MC/AC cable to help eliminate bundling and NEC® & CEC derating issues

Featured Products



PUSH IN CONDUIT TO ROD/WIRE CLIP

– SEE PAGE 78 –

- Provides attachment of conduit



MC/AC CABLE SUPPORT BRACKET WITH ROD/WIRE CLIP

– SEE PAGE 79 –


- Neatly isolates, supports and secures MC/AC cables
- Properly spaces MC/AC cable to help eliminate bundling and NEC® & CEC derating issues



NM CABLE TO ROD/WIRE CLIP

– SEE PAGE 80 –

- Supports non-metallic sheathed cable with ground wire



SBT-Z MULTIPLE CONDUIT MOUNTING PLATE WITH ROD/WIRE CLIP

– SEE PAGE 80 –

- Single point structure attachment and easy “snap-in” field assembly of up to three conduit clips
- No tools necessary for installation of clips
- Eliminates need for offset bending conduit

Additional larger sizes available



MULTI-FUNCTION CLIP (8Z34)

– SEE PAGE 149 –

- Works with 1/2" and 5/8" rods
- 50 lb load rating

Featured Products



HAMMER-ON FLANGE CLIP, SIDE MOUNT

– SEE PAGE 119 –

- Provides an attachment for wire, S-hooks, chain, nVent CADDY Speed Link or other assemblies to flanges and profiles
- Installs with just a hammer



H-TI/T ROD TO FLANGE CLIP

– SEE PAGE 119 –

- Suspends threaded rod from beam flanges
- Threaded rod hanger can swivel to provide a vertical dropdown
- Requires only a hammer to install



HAMMER-ON FLANGE CLIP, BOTTOM MOUNT

– SEE PAGE 117 –

- Can be used to support boxes, fixtures or other applications from beam flanges
- Installs with just a hammer



HAMMER-ON FLANGE CLIP, BOTTOM MOUNT WITH STUD

– SEE PAGE 118 –

- Can be used to support boxes, fixtures or other applications from beam flanges
- Captive threaded stud minimizes the need for additional hardware

HAMMER-ON FLANGE CLIP, SIDE MOUNT

– SEE PAGE 119 –

- Works with 13/16" - 1 1/8" flange
- 200 lb static load

Additional larger sizes available



Featured Products



B18 COMBINATION BOX/CONDUIT HANGER

– SEE PAGE 91 –

- One assembly provides support for horizontal electrical box and/or conduit from threaded rod
- Eliminates need for offset bending conduit
- 66% less Drop Wires (rod/wire application)



B18-TDH BOX/CONDUIT WITH DECK HANGER

– SEE PAGE 98 –

- Meets the requirements of NEC® Section 300.4(E)
- Supports conduit or pipe 1-1/2" (38 mm) under the roof decking to prevent potential damage from nails or screws
- Supports box and conduit with one attachment point



B18-MCS-Z BOX/MC/AC CABLE HANGER WITH ROD/WIRE CLIP

– SEE PAGE 97 –

- One assembly provides support for horizontal electrical box and/or MC/AC cable from threaded rod
- Properly spaces MC/AC cable to help eliminate bundling and NEC® & CEC derating issues
- Neatly isolates, supports and secures MC/AC cables



B18-CPNAM BOX/CONDUIT WITH DECK ANGLE BRACKET

– SEE PAGE 97 –

- Meets the requirements of NEC® Section 300.4(E)
- Supports conduit or pipe 1-1/2" (38 mm) under the roof decking to prevent potential damage from nails or screw
- Supports box and conduit with one attachment point

Featured Products



MC/AC CABLE SUPPORT BRACKET WITH FLANGE CLIP

– SEE PAGE 95 –

- Neatly isolates, supports and secures MC/AC cables
- Properly spaces MC/AC cable to help eliminate bundling and NEC® & CEC derating issues
- Results in a “neat and workmanlike” installation



MC/AC CABLE SUPPORT BRACKET WITH FLANGE CLIP

– SEE PAGE 95 –



MC/AC CABLE SUPPORT BRACKET WITH FLANGE CLIP

– SEE PAGE 95 –



FAN/FIXTURE MOUNT

– SEE PAGE 95 –

- 2-1/8” electrical box is premounted and centered on bracket and is fully adjustable up to 8” in either direction
- Electrical box has three open knockouts for quick installation
- Each kit includes screws to mount fan, nVent CADDY Speed Link to support from building structure and two Fixture Mount Stabilizer Clips (FMSBC1) to stabilize ceiling tiles



HEAVY DUTY T-GRID BOX HANGER

– SEE PAGE 95 –

- Quickly mounts a box to T-grid
- Adjustable height for various electrical box depths
- Mounts flush with face of tile
- Drop wire for independent support from clip and/or bar

Featured Products



MC/AC AND NON-METALLIC SHEATHED CABLE SUPPORT

– SEE PAGE 189 –

- Effectively supports non-metallic sheathed and MC/AC cables
- Secures cables 1-1/4" from the face of the stud
- Flared edges prevent damage to the cable jacket
- Holds up to four MC/AC cables or four 12-3 non-metallic sheathed cables with ground
- Unique "stop-bend" design helps prevent cables from being installed too far from face of stud



UNIVERSAL ELECTRICAL BOX BRACKET

– SEE PAGE 186 –

- Can be pre-fabricated prior to attaching box to the bracket
- Box locking tabs securely lock electrical boxes in place to prevent disassembly during shipment
- Mounts electrical boxes
- Mounts plaster rings for low voltage applications
- Easily identify mounting orientation of electrical boxes
- Feet on the far-side supports help prevent damage to the drywall
- Can be mounted to stud on all four sides
- Designed with two far-side supports for added stability
- Allows any box size to be used



TELESCOPING RIGID BOX SUPPORT

– SEE PAGE 185 –

- Accommodates up to 6-gang box in 16" stud spacing or up to 10-gang in 24" stud spacing
- Will support four electrical boxes in 24" stud spacing
- Open design allows a variety of positions for box location
- Easy to adjust after the electrical box is installed
- For use with 4" square and 4-11/16" boxes and mud rings
- Unique, one-piece, break apart design

Featured Products



SNAP TO STUD TELESCOPING SCREW GUN BOX BRACKET

– SEE PAGE 199 –

- Snap to stud function makes installation fast and easy, saving time and increasing productivity
- Self-leveling feature ensures the bracket is always square to the stud, for a consistent and professional installation
- Pre-configured for 2-1/8" deep boxes and only a simple adjustment needed for 1-1/2" deep boxes



MC/AC CABLE TO STUD CLIP

– SEE PAGE 192 –

- Manufactured with stabilizer legs for virtually "wobble-free" support
- Snaps into place on metal stud and beam flange
- Pre-punched holes in clip allow it to be screwed to wood stud, concrete or block



ADJUSTABLE FAR-SIDE BOX SUPPORT, PLASTIC

– SEE PAGE 183 –

- Provides far side electrical box support in various stud wall depths
- No adjustment needed in a 3-5/8" wall
- Can be stacked or trimmed for any stud wall depth



nVENT CADDY GLIDER ELECTRICAL BOX ATTACHMENT

– SEE PAGE 201 –

- Attaches electrical boxes to the TSGB with a single screw, without tools and without need for disassembly
- Allows closer installation of multiple boxes between or against the studs
- Allows for easy repositioning of electrical boxes
- Ideal for pre-fab assemblies

Featured Products



SNAP TO STUD ELECTRICAL BOX BRACKET

– SEE PAGE 192 –

- Snap to stud function makes installation fast and easy, saving time and increasing productivity
- Self-leveling feature ensures the electrical box is always square to the stud, for a consistent and professional installation
- Mounts to either side of the stud and can be mounted side by side on the same stud
- Accommodates all stud depths, simplifying purchasing and pre-fab operations
- Works with standard or adjustable single and double gang mud rings
- Rigid design delivers consistency and quality during the trim out phase, helping reduce call backs and costly repairs
- Additional mounting tabs allow the bracket to be secured to the front and inside face of the stud for extra stability
- Unique fold-out tabs eliminate the need to use scrap pieces of floor track to provide rigidity when mounting to the open face of studs
- Specially shaped key holes help keep the box assembled even when the mud ring is removed, providing greater access to the box in the field



FIXTURE MOUNT STABILIZER CLIP

– SEE PAGE 328 –

- Levels signage
- Secures ceiling tile during installation of trim rings
- Helps eliminate bulges in ceiling tiles
- Can be used on boxes with or without plaster rings
- No installation tools required



WMX CABLE HANGER

– SEE PAGE 69 –

- Bundle runs of MC or AC (refer to local authorities and NEC® Article 310 for derating ampacity when flexible power cables are used)
- Can be used with 4H series flange clips, DH2 / TDH deck clips, A0 or AB nail brackets, VF14 vertical flange, AF14/122/123 Z purlin
- Available pre-assembled with shot-fire pin bracket for easy installation into concrete

Featured Products



SBT MULTIPLE CONDUIT MOUNTING PLATE

– SEE PAGE 57 –

- Single point structure attachment and easy “snap-in” field assembly of up to three conduit clips
- No tools necessary for installation of clips
- Eliminates need for offset bending conduit
- Available in a variety of riveted assemblies
- Helps eliminate multiple beam clamps or strut assemblies



SBT-TDH MULTIPLE CONDUIT MOUNTING PLATE WITH DECK HANGER

- Meets the requirements of NEC® Section 300.4(E)
- Supports conduit or pipe 1-1/2” (38 mm) under the roof decking to prevent potential damage from nails or screws

Also Available:



SBT-BC200 with Beam Clamp



SBT-BC with Beam Clamp



SBT-H with Flange Clip



SBT-HSM with Flange Clip



SBT-Z with Rod/Wire Clip

Featured Products

nVENT CADDY ARMOUR

Superior Corrosion Resistance

Armour provides the highest level of corrosion resistance for steel fasteners on the market today. In fact, nVent is so confident in its performance, we are offering a 10-year limited warranty* on all parts coated with Armour.

Excellent Coat Quality

Armour provides an extremely consistent and even coating. This aesthetically pleasing appearance is particularly important for installations in highly visible areas, such as open ceilings.

Innovative Three-Layer Coating System

Innovation is a hallmark of our continuing success. Armour is the latest nVent CADDY innovation in coating technology. Armour is a three-layer coating system that is RoHS compliant.



ARMOUR

The photography demonstrates product performance after 1,000 hours of salt spray testing**.



"W" - COMPETITOR - "C"



The third layer is a topcoat that provides added barrier protection.

The second layer is a basecoat. It is formulated to self-heal from scratches and sacrifice itself to protect the fastener.

The first layer is a surface preparation of the steel fastener. It is a chemically-bonded layer that improves coating adhesion.

*See nVent.com/CADDY for the terms of nVent's Armour 10-year limited warranty.

**Salt spray testing test method: ASTM B117 / DIN 50021; Cyclic corrosion test method: GM 9540P.

Applications



Applications

CABLE/CONDUIT



Page 44



Page 46



Page 51



Page 53



Page 55



Page 56



Page 68



Page 67



Page 66

Applications

CABLE/CONDUIT




Page 65



Page 65



Page 66



Page 97



Page 281, 356



Page 274, 356

Applications

CABLE/CONDUIT



Page 72



Page 73



Page 75



Page 70



Page 135, 79



Page 134, 91

DATACOM/LOW VOLTAGE



Page 100



Page 264



Page 265

Applications

DATACOM/LOW VOLTAGE



Page 267



Page 268



Page 224



Page 234



Page 236



Page 235



Page 244



Page 218, 238, 247, 212

Applications

DATACOM/LOW VOLTAGE



Page 134, 226, 228



Page 232, 356



Page 168



Page 172



Page 176




Page 177, 266



Page 169

Applications

STUDWALL



Page 173




Page 178



Page 168



Page 169



Page 173



Page 177

Applications

STUDWALL



Page 182, 188, 204



Page 185



Page 187




Page 184, 190




Page 185



Page 188



Page 188



Page 184, 189

Applications


STUDWALL



Page 189



Page 190



Page 196



Page 191



Page 193



Page 191



Page 196



Page 199, 200, 201

Applications

STUDWALL



Page 197



Page 198, 204



Page 204



Page 205



Page 199



Page 203



Page 199



Page 200

Applications

STUDWALL



Page 199, 201



Page 202

CEILING / ACOUSTICAL



Page 302



Page 311



Page 312



Page 302, 308, 312

Applications

CEILING / ACOUSTICAL



Page 313



Page 315



Page 302, 317



Page 303, 320



Page 321



Page 321



Page 302, 322



Page 324

Applications

CEILING / ACOUSTICAL



Page 325, 302



Page 329



Page 332



Page 330, 302



Page 295



Page 233



Page 326, 328, 302

Applications

STRUCTURAL ATTACHMENTS



Page 274, 146



Page 116, 290



Page 119, 146



Page 122, 147



Page 125



Page 290



Page 141



Page 144



Page 117

Applications


STRUCTURAL ATTACHMENTS



Page 164, 146



Page 274, 356, 369



Page 288, 302



Page 291



Page 292, 302



Page 289



Page 292



Page 286

Applications

STRUCTURAL ATTACHMENTS



Page 297



Page 270, 100



Page 135, 79



Page 134, 95



Page 134, 77

ROOFTOP SUPPORTS



Page 349



Page 345

Applications

ROOFTOP SUPPORTS



Page 344, 345, 347



Page 344



Page 344



Page 346



Page 346

Applications

CONCRETE



Page 134, 95, 80



Page 270, 100



Page 339



Page 59



Page 227



Page 70

Cable/Conduit



CABLE/CONDUIT

Beam

BC200-CD CONDUIT TO BEAM CLAMP

- Eliminates offset bending conduit
- Threaded hole on back
- Ideal for electrical, mechanical, and HVAC applications



Material: Steel
Finish: Electrogalvanized



| Part # | Description | F | Box |
|-------------|---|--------|-------|
| BC200CD0B | 1/2" EMT, 1/2" Rigid, 1/2" Max Flange | 100 lb | 50 pc |
| BC200CD1B | 3/4" EMT, 3/4" Rigid, 1/2" Max Flange | 100 lb | 50 pc |
| BC200CD2B | 1" EMT, 1" Rigid, 1/2" Max Flange | 100 lb | 50 pc |
| BC200CD2.5B | 1 1/4" EMT, 1/2" Max Flange | 100 lb | 50 pc |
| BC200CD3B | 1 1/2" EMT, 1 1/4" Rigid, 1/2" Max Flange | 100 lb | 50 pc |
| BC200CD4B | 1 1/2" Rigid, 1/2" Max Flange | 100 lb | 25 pc |
| BC200CD5B | 2" EMT, 2" Rigid, 1/2" Max Flange | 100 lb | 25 pc |

RA RIGHT ANGLE PIPE AND CONDUIT CLAMP

- Fix pipe or conduit perpendicular to a beam



Material: Cast Iron
Finish: Hot-Dip Galvanized

| Part # | Description | F | Box |
|----------|--|----------|-------|
| RA0037HD | 3/8" Rigid, 3/8" Pipe, 3/4" Max Flange | 200 lb | 25 pc |
| RA0050HD | 1/2" Rigid, 1/2" Pipe, 3/4" Max Flange | 250 lb | 25 pc |
| RA0075HD | 3/4" Rigid, 3/4" Pipe, 3/4" Max Flange | 300 lb | 25 pc |
| RA0100HD | 1" Rigid, 1" Pipe, 3/4" Max Flange | 400 lb | 25 pc |
| RA0125HD | 1 1/4" Rigid, 1 1/4" Pipe, 3/4" Max Flange | 400 lb | 25 pc |
| RA0150HD | 1 1/2" Rigid, 1 1/2" Pipe, 3/4" Max Flange | 500 lb | 20 pc |
| RA0200HD | 2" Rigid, 2" Pipe, 3/4" Max Flange | 600 lb | 20 pc |
| RA0250HD | 2 1/2" Rigid, 2 1/2" Pipe, 3/4" Max Flange | 700 lb | 20 pc |
| RA0300HD | 3" Rigid, 3" Pipe, 3/4" Max Flange | 800 lb | 15 pc |
| RA0350HD | 3 1/2" Rigid, 3 1/2" Pipe, 3/4" Max Flange | 900 lb | 10 pc |
| RA0400HD | 4" Rigid, 4" Pipe, 3/4" Max Flange | 1,000 lb | 10 pc |

CABLE/CONDUIT


Beam

PAR PARALLEL PIPE AND CONDUIT CLAMP

- Fix pipe or conduit parallel to a beam



Material: Cast Iron
Finish: Hot-Dip Galvanized



| Part # | Description |  |
|-----------|------------------------------|---|
| PAR0050HD | 1/2" Pipe, 3/4" Max Flange | 25 pc |
| PAR0075HD | 3/4" Pipe, 3/4" Max Flange | 25 pc |
| PAR0100HD | 1" Pipe, 3/4" Max Flange | 25 pc |
| PAR0125HD | 1 1/4" Pipe, 3/4" Max Flange | 25 pc |
| PAR0150HD | 1 1/2" Pipe, 3/4" Max Flange | 25 pc |
| PAR0200HD | 2" Pipe, 3/4" Max Flange | 20 pc |
| PAR0250HD | 2 1/2" Pipe, 3/4" Max Flange | 10 pc |
| PAR0300HD | 3" Pipe, 3/4" Max Flange | 10 pc |
| PAR0350HD | 3 1/2" Pipe, 3/4" Max Flange | 10 pc |
| PAR0400HD | 4" Pipe, 3/4" Max Flange | 10 pc |

ET EDGE TYPE PIPE AND CONDUIT CLAMP

- Fix vertical pipe or conduit against a horizontal beam



Material: Cast Iron
Finish: Hot-Dip Galvanized

| Part # | Description |  |  |
|----------|--|---|---|
| ET0050HD | 1/2" Rigid, 1/2" Pipe, 3/4" Max Flange | 250 lb | 25 pc |
| ET0075HD | 3/4" Rigid, 3/4" Pipe, 3/4" Max Flange | 300 lb | 25 pc |
| ET0100HD | 1" Rigid, 1" Pipe, 3/4" Max Flange | 400 lb | 25 pc |
| ET0125HD | 1 1/4" Rigid, 1 1/4" Pipe, 3/4" Max Flange | 400 lb | 25 pc |
| ET0150HD | 1 1/2" Rigid, 1 1/2" Pipe, 3/4" Max Flange | 500 lb | 25 pc |
| ET0200HD | 2" Rigid, 2" Pipe, 3/4" Max Flange | 600 lb | 20 pc |
| ET0250HD | 2 1/2" Rigid, 2 1/2" Pipe, 3/4" Max Flange | 700 lb | 25 pc |
| ET0300HD | 3" Rigid, 3" Pipe, 3/4" Max Flange | 800 lb | 10 pc |

CABLE/CONDUIT

Beam

EM-P CONDUIT TO FLANGE CLIP

- Requires only a hammer to install
- Available for EMT, rigid, IMT and aluminum conduit
- Will pivot thru 360°



Material: Spring Steel
Finish: nVent CADDY Armour

| Part # | Description | F | |
|--------|---|-------|--------|
| 8P24 | 1/2" EMT, 0.709"–0.866" OD, 1/8"–1/4" Flange | 25 lb | 100 pc |
| 8P58 | 1/2" EMT, 0.709"–0.866" OD, 5/16"–1/2" Flange | 25 lb | 100 pc |
| 8P912 | 1/2" EMT, 0.709"–0.866" OD, 9/16"–3/4" Flange | 25 lb | 50 pc |
| 12P24 | 3/4" EMT, 1/2" Rigid, 0.866"–1.181" OD, 1/8"–1/4" Flange | 25 lb | 100 pc |
| 12P58 | 3/4" EMT, 1/2" Rigid, 0.866"–1.181" OD, 5/16"–1/2" Flange | 25 lb | 100 pc |
| 12P912 | 3/4" EMT, 1/2" Rigid, 0.866"–1.181" OD, 9/16"–3/4" Flange | 25 lb | 100 pc |
| 16P24 | 1" EMT, 3/4" Rigid, 1.181"–1.378" OD, 1/8"–1/4" Flange | 25 lb | 100 pc |
| 16P58 | 1" EMT, 3/4" Rigid, 1.181"–1.378" OD, 5/16"–1/2" Flange | 25 lb | 50 pc |
| 16P912 | 1" EMT, 3/4" Rigid, 1.181"–1.378" OD, 9/16"–3/4" Flange | 25 lb | 50 pc |

H-PSM CONDUIT TO FLANGE CLIP, SIDE MOUNT

- Requires only a hammer to install
- Available for EMT, rigid and aluminum conduit
- Will pivot thru 360°



Orientation: Side Mount
Material: Spring Steel
Finish: nVent CADDY Armour

| Part # | Description | F | |
|----------|--|-------|--------|
| 8P24SM | 1/2" EMT, 0.709"–0.866" OD, 0.125"–0.25" Flange | 15 lb | 100 pc |
| 8P58SM | 1/2" EMT, 0.709"–0.866" OD, 0.3125"–0.5" Flange | 15 lb | 100 pc |
| 8P912SM | 1/2" EMT, 0.709"–0.866" OD, 0.5625"–0.75" Flange | 15 lb | 100 pc |
| 12P24SM | 3/4" EMT, 0.866"–1.181" OD, 0.125"–0.25" Flange | 15 lb | 100 pc |
| 12P58SM | 3/4" EMT, 0.866"–1.181" OD, 0.3125"–0.5" Flange | 15 lb | 100 pc |
| 12P912SM | 3/4" EMT, 0.866"–1.181" OD, 0.5625"–0.75" Flange | 15 lb | 50 pc |
| 16P24SM | 1" EMT, 1.181"–1.378" OD, 0.125"–0.25" Flange | 15 lb | 100 pc |
| 16P58SM | 1" EMT, 1.181"–1.378" OD, 0.3125"–0.5" Flange | 15 lb | 100 pc |
| 16P912SM | 1" EMT, 1.181"–1.378" OD, 0.5625"–0.75" Flange | 15 lb | 50 pc |

Indicated loads are ultimate and should not be combined.



CABLE/CONDUIT Beam

BC-P CONDUIT TO BEAM CLAMP

- Easy installation to beam flanges
- Eliminates offset bending conduit



Material: Spring Steel
Finish: nVent CADDY Armour


| Part # | Description |  |  |
|--------|---|---|---|
| BC8P | 1/2" EMT, 0.5" Max Flange | 25 lb | 100 pc |
| BC12P | 3/4" EMT, 1/2" Rigid, 0.5" Max Flange | 25 lb | 100 pc |
| BC16P | 1" EMT, 3/4" Rigid, 1.181"–1.378" OD, 0.5" Max Flange | 25 lb | 100 pc |

BC-PSM CONDUIT TO BEAM CLAMP

- Easy installation to beam flanges
- Eliminates offset bending conduit



Material: Spring Steel
Finish: nVent CADDY Armour

| Part # | Description |  |
|---------|---------------------------|---|
| BC8PSM | 1/2" EMT, 0.5" Max Flange | 100 pc |
| BC12PSM | 3/4" EMT, 0.5" Max Flange | 100 pc |
| BC16PSM | 1" EMT, 0.5" Max Flange | 100 pc |

CABLE/CONDUIT

Beam



EM-M CONDUIT/PIPE TO FLANGE CLIP

- Supports conduit/pipe or cable from beam flanges
- Snap close clip pivots a full 360°
- Requires only a hammer to install



Material: Spring Steel
Finish: nVent CADDY Armour



| Part # | Description |  |  | Certification |
|----------|---------------------------------------|---|---|---------------|
| 812M24 | 1/2", 3/4" EMT, 1/8"-1/4" Flange | 75 lb | 100 pc | - |
| 812M58 | 1/2", 3/4" EMT, 5/16"-1/2" Flange | 75 lb | 100 pc | - |
| 812M912 | 1/2", 3/4" EMT, 9/16"-3/4" Flange | 75 lb | 50 pc | - |
| 812M1318 | 1/2", 3/4" EMT, 13/16"-1 1/8" Flange | 75 lb | 50 pc | cULus |
| 16M24 | 1" EMT, 1/8"-1/4" Flange | 75 lb | 100 pc | - |
| 16M58 | 1" EMT, 5/16"-1/2" Flange | 75 lb | 100 pc | - |
| 16M912 | 1" EMT, 9/16"-3/4" Flange | 75 lb | 50 pc | - |
| 20M24 | 1 1/4" EMT, 1/8"-1/4" Flange | 75 lb | 50 pc | - |
| 20M58 | 1 1/4" EMT, 5/16"-1/2" Flange | 75 lb | 50 pc | - |
| 20M912 | 1 1/4" EMT, 9/16"-3/4" Flange | 75 lb | 50 pc | - |
| 24M24 | 1 1/2" EMT, 1/8"-1/4" Flange | 75 lb | 50 pc | - |
| 24M58 | 1 1/2" EMT, 5/16"-1/2" Flange | 75 lb | 50 pc | - |
| 24M912 | 1 1/2" EMT, 9/16"-3/4" Flange | 75 lb | 50 pc | cULus |
| 32M24 | 2" EMT, 1/8"-1/4" Flange | 75 lb | 50 pc | - |
| 32M58 | 2" EMT, 5/16"-1/2" Flange | 75 lb | 50 pc | - |
| 32M912 | 2" EMT, 9/16"-3/4" Flange | 75 lb | 50 pc | - |
| 6M24 | 14-2 to 12-3 MC/AC, 1/8"-1/4" Flange | 75 lb | 100 pc | - |
| 6M58 | 14-2 to 12-3 MC/AC, 5/16"-1/2" Flange | 75 lb | 100 pc | - |
| 6M912 | 14-2 to 12-3 MC/AC, 9/16"-3/4" Flange | 75 lb | 100 pc | - |

CABLE/CONDUIT

Beam

H-MSM CONDUIT/PIPE TO FLANGE CLIP, SIDE MOUNT

- Supports conduit/pipe or cable from beam flanges
- Snap close clip pivots a full 360°
- Requires only a hammer to install



Material: Spring Steel
Finish: nVent CADDY Armour



| Part # | Description | F ↓ | ☐ | Certification |
|-----------|---------------------------------------|--------|--------|---------------|
| 6M24SM | 14-2 to 12-3 MC/AC, 1/8"-1/4" Flange | 25 lb | 100 pc | cULus |
| 6M58SM | 14-2 to 12-3 MC/AC, 5/16"-1/2" Flange | 25 lb | 100 pc | cULus |
| 6M912SM | 14-2 to 12-3 MC/AC, 9/16"-3/4" Flange | 25 lb | 100 pc | - |
| 812M24SM | 1/2", 3/4" EMT, 1/8"-1/4" Flange | 25 lb | 100 pc | cULus |
| 812M58SM | 1/2", 3/4" EMT, 5/16"-1/2" Flange | 25 lb | 100 pc | cULus |
| 812M912SM | 1/2", 3/4" EMT, 9/16"-3/4" Flange | 25 lb | 100 pc | cULus |
| 16M24SM | 1" EMT, 1/8"-1/4" Flange | 25 lb | 100 pc | cULus |
| 16M58SM | 1" EMT, 5/16"-1/2" Flange | 25 lb | 100 pc | cULus |
| 16M912SM | 1" EMT, 9/16"-3/4" Flange | 25 lb | 50 pc | cULus |
| 20M24SM | 1 1/4" EMT, 1/8"-1/4" Flange | 25 lb | 100 pc | cULus |
| 20M58SM | 1 1/4" EMT, 5/16"-1/2" Flange | 25 lb | 100 pc | - |
| 20M912SM | 1 1/4" EMT, 9/16"-3/4" Flange | 25 lb | 100 pc | - |
| 24M24SM | 1 1/2" EMT, 1/8"-1/4" Flange | 25 lb | 50 pc | cULus |
| 24M58SM | 1 1/2" EMT, 5/16"-1/2" Flange | 25 lb | 50 pc | cULus |
| 24M912SM | 1 1/2" EMT, 9/16"-3/4" Flange | 25 lb | 50 pc | cULus |
| 32M24SM | 2" EMT, 1/8"-1/4" Flange | 25 lb | 50 pc | cULus |
| 32M58SM | 2" EMT, 5/16"-1/2" Flange | 25 lb | 50 pc | cULus |
| 32M912SM | 2" EMT, 9/16"-3/4" Flange | 25 lb | 50 pc | cULus |

CABLE/CONDUIT

Beam

EM-MR CONDUIT TO FLANGE CLIP WITH RETAINER

- Only one piece to install
- Fast hammer-on installation
- Pre-riveted retainer strap is easily bent into position



Material: Spring Steel
Finish: nVent CADDY Armour

| Part # | EMT Conduit Size | Flange Thickness FT | Length | F | |
|-----------|------------------|---------------------|--------|-------|-------|
| CM24812M | 1/2", 3/4" | 1/8"-1/4" | 7.85 | 75 lb | 50 pc |
| CM58812M | 1/2", 3/4" | 5/16"-1/2" | 7.85 | 75 lb | 50 pc |
| CM912812M | 1/2", 3/4" | 9/16"-3/4" | 7.85 | 75 lb | 50 pc |
| CM2416M | 1" | 1/8"-1/4" | 13.00 | 75 lb | 50 pc |
| CM5816M | 1" | 5/16"-1/2" | 13.00 | 75 lb | 50 pc |
| CM91216M | 1" | 9/16"-3/4" | 13.00 | 75 lb | 50 pc |

H-MSMR CONDUIT TO FLANGE CLIP WITH RETAINER, SIDE MOUNT

- Only one piece to install
- Fast hammer-on installation
- Pre-riveted retainer strap is easily bent into position
- Lightweight design



Material: Spring Steel
Finish: nVent CADDY Armour

| Part # | Description | F | |
|-----------|--|-------|-------|
| C24812SM | 1/2", 3/4" EMT, 1/2", 3/4" Rigid/Pipe, 1/8"-1/4" Flange | 25 lb | 50 pc |
| C58812SM | 1/2", 3/4" EMT, 1/2", 3/4" Rigid/Pipe, 5/16"-1/2" Flange | 25 lb | 50 pc |
| C912812SM | 1/2", 3/4" EMT, 1/2", 3/4" Rigid/Pipe, 9/16"-3/4" Flange | 25 lb | 50 pc |
| C2416SM | 1" EMT, 1" Rigid/Pipe, 1/8"-1/4" Flange | 25 lb | 50 pc |
| C5816SM | 1" EMT, 1" Rigid/Pipe, 5/16"-1/2" Flange | 25 lb | 50 pc |
| C91216SM | 1" EMT, 1" Rigid/Pipe, 9/16"-3/4" Flange | 25 lb | 50 pc |

CABLE/CONDUIT

Beam

BC-M CONDUIT TO BEAM CLAMP

- Easy installation to beam flanges
- Eliminates offset bending conduit
- Conduit clip rotates 360 degrees



Material: Spring Steel
Finish: nVent CADDY Armour



| Part # | Description | F ↓ | ☐ |
|--------|--|--------|--------|
| BC812M | 1/2", 3/4" EMT, 1/2", 3/4" Rigid/Pipe, 0.709"–1.181" OD, 0.5" Max Flange | 100 lb | 100 pc |
| BC16M | 1" EMT, 1" Rigid/Pipe, 0.5" Max Flange | 100 lb | 100 pc |
| BC20M | 1 1/4" EMT, 1 1/4" Rigid/Pipe, 0.5" Max Flange | 100 lb | 100 pc |
| BC24M | 1 1/2" EMT, 1 1/2" Rigid/Pipe, 0.5" Max Flange | 100 lb | 50 pc |
| BC32M | 2" EMT, 2" Rigid/Pipe, 0.5" Max Flange | 100 lb | 50 pc |

BC-MSM CONDUIT TO BEAM CLAMP, SIDE MOUNT

- Easy installation to beam flanges
- Eliminates offset bending conduit
- Conduit clip rotates 360 degrees



Material: Spring Steel
Finish: nVent CADDY Armour




| Part # | Description | F ↓ | ☐ |
|----------|--|--------|--------|
| BC812MSM | 1/2", 3/4" EMT, 1/2", 3/4" Rigid/Pipe, 0.709"–1.181" OD, 0.5" Max Flange | 25 lb | 100 pc |
| BC16MSM | 1" EMT, 1" Rigid/Pipe, 0.5" Max Flange | 25 lb | 100 pc |
| BC20MSM | 1 1/4" EMT, 1 1/4" Rigid/Pipe, 0.5" Max Flange | 25 lb | 100 pc |
| BC24MSM | 1 1/2" EMT, 1 1/2" Rigid/Pipe, 0.5" Max Flange | 25 lb | 50 pc |
| BC32MSM | 2" EMT, 2" Rigid/Pipe, 0.5" Max Flange | 25 lb | 50 pc |

CABLE/CONDUIT

Beam

SOLAR SNAP CLIP

- Supports up to two transmission cables on solar arrays
- Mounts in four orientations
- Flared edges to protect cable
- Gripping tab provides a secure fit to the frame



Material: Spring Steel
Finish: nVent CADDY Armour

| Part # | Description |  |
|---------|--------------------------------------|---|
| SCSOL1A | 1/16"–5/64" Flange, 0.196"–0.275" OD | 100 pc |

CABLE SNAP CLIP

- Clip snaps on flange and cable snaps into clip



Material: Spring Steel
Finish: nVent CADDY Armour

| Part # | Description |  |
|--------|--------------------------------------|---|
| SC2A | 1/16"–3/16" Flange, 0.236"–0.276" OD | 100 pc |
| SC2B | 1/16"–3/16" Flange, 0.315"–0.354" OD | 100 pc |
| SC2C | 1/16"–3/16" Flange, 0.394"–0.433" OD | 100 pc |
| SC2D | 1/16"–3/16" Flange, 0.472"–0.551" OD | 100 pc |
| SC2E | 1/16"–3/16" Flange, 0.591"–0.709" OD | 100 pc |
| SC2F | 1/16"–3/16" Flange, 0.748"–0.945" OD | 100 pc |
| SC2G | 1/16"–3/16" Flange, 0.984"–1.26" OD | 100 pc |
| SC4A | 3/16"–9/32" Flange, 0.236"–0.276" OD | 100 pc |
| SC4B | 3/16"–9/32" Flange, 0.315"–0.354" OD | 100 pc |
| SC4C | 3/16"–9/32" Flange, 0.394"–0.433" OD | 100 pc |
| SC4D | 3/16"–9/32" Flange, 0.472"–0.551" OD | 100 pc |
| SC4E | 3/16"–9/32" Flange, 0.591"–0.709" OD | 100 pc |
| SC4F | 3/16"–9/32" Flange, 0.748"–0.945" OD | 100 pc |
| SC4G | 3/16"–9/32" Flange, 0.984"–1.26" OD | 100 pc |
| SC8A | 5/16"–1/2" Flange, 0.236"–0.276" OD | 100 pc |
| SC8B | 5/16"–1/2" Flange, 0.315"–0.354" OD | 100 pc |
| SC8C | 5/16"–1/2" Flange, 0.394"–0.433" OD | 100 pc |
| SC8D | 5/16"–1/2" Flange, 0.472"–0.551" OD | 100 pc |
| SC8E | 5/16"–1/2" Flange, 0.591"–0.709" OD | 100 pc |
| SC8F | 5/16"–1/2" Flange, 0.748"–0.945" OD | 100 pc |
| SC8G | 5/16"–1/2" Flange, 0.984"–1.26" OD | 100 pc |

CABLE/CONDUIT

Beam

MC/AC CABLE TO FLANGE CLIP, BOTTOM MOUNT

- Compliant with NEC® Article 300.4(d), allowing cable to be positioned a minimum of 1-1/4" from face of stud
- Compliant with CEC Rule 12-618 for support of MC/AC cable



Material: Spring Steel
Finish: nVent CADDY Armour



| Part # | Description | |
|----------|--|--------|
| MAC224 | 1/8"–1/4" Flange, 14-2 to 10-3 MC/AC | 100 pc |
| MAC258 | 5/16"–1/2" Flange, 14-2 to 10-3 MC/AC | 100 pc |
| MAC2912 | 9/16"–3/4" Flange, 14-2 to 10-3 MC/AC | 100 pc |
| MAC21318 | 13/16"–1 1/8" Flange, 14-2 to 10-3 MC/AC | 50 pc |

Assemblies allow for support from most main and substructures.

MC/AC CABLE TO FLANGE CLIP, SIDE MOUNT

- No tools required for installation
- Compliant with NEC® Article 300.4(d), allowing cable to be positioned a minimum of 1-1/4" from face of stud
- Compliant with CEC Rule 12-618 for support of MC/AC cable



Material: Spring Steel
Finish: nVent CADDY Armour



| Part # | Description | |
|-----------|---------------------------------------|--------|
| MAC224SM | 1/8"–1/4" Flange, 14-2 to 10-3 MC/AC | 100 pc |
| MAC258SM | 5/16"–1/2" Flange, 14-2 to 10-3 MC/AC | 100 pc |
| MAC2912SM | 9/16"–3/4" Flange, 14-2 to 10-3 MC/AC | 100 pc |

Assemblies allow for support from most main and substructures.

CABLE/CONDUIT

Beam

MC/AC CABLE TO BEAM CLAMP

- Compliant with NEC® Article 300.4(d), allowing cable to be positioned a minimum of 1-1/4" from face of stud
- Compliant with CEC Rule 12-618 for support of MC/AC cable



Material: Spring Steel
Finish: nVent CADDY Armour



| Part # | Description | |
|--------|--------------------------------------|--------|
| MAC2BC | 1/8"-1/2" Flange, 14-2 to 10-3 MC/AC | 100 pc |

Assemblies allow for support from most main and substructures.

MC/AC CABLE SUPPORT BRACKET WITH FLANGE CLIP

- Neatly isolates, supports and secures MC/AC cables
- Properly spaces MC/AC cable to help eliminate bundling and NEC® & CEC derating issues
- Results in a "neat and workmanlike" installation



Material: Steel
Finish: Electrogalvanized



| Part # | Description | |
|--|--|-------|
| Isolated Ground Cable Size: 12-3 to 8-2 MC/AC Cable Size: 10-3 to 8-3 Super Neutral Cable Size: 12-3 to 10-2 | | |
| MCS10124 | 10-3 to 8-3 MC/AC, 7 Cable, 1/8"-1/4" Flange | 25 pc |
| MCS10158 | 10-3 to 8-3 MC/AC, 7 Cable, 5/16"-1/2" Flange | 25 pc |
| MCS101912 | 10-3 to 8-3 MC/AC, 7 Cable, 9/16"-3/4" Flange | 25 pc |
| MC/AC Cable Size: 14-3 to 10-2 Super Neutral Cable Size: 10-2 | | |
| MCS5024 | 14-3 to 10-2 MC/AC, 4 Cable, 1/8"-1/4" Flange | 25 pc |
| MCS5058 | 14-3 to 10-2 MC/AC, 4 Cable, 5/16"-1/2" Flange | 25 pc |
| MCS50912 | 14-3 to 10-2 MC/AC, 4 Cable, 9/16"-3/4" Flange | 25 pc |
| MCS10024 | 14-3 to 10-2 MC/AC, 8 Cable, 1/8"-1/4" Flange | 25 pc |
| MCS10058 | 14-3 to 10-2 MC/AC, 8 Cable, 5/16"-1/2" Flange | 25 pc |
| MCS100912 | 14-3 to 10-2 MC/AC, 8 Cable, 9/16"-3/4" Flange | 25 pc |

CABLE/CONDUIT

Beam


MC/AC CABLE SUPPORT BRACKET WITH BEAM CLAMP

- Neatly isolates, supports and secures MC/AC cables
- Properly spaces MC/AC cable to help eliminate bundling and NEC® & CEC derating issues
- Results in a “neat and workmanlike” installation



Material: Steel
Finish: Electrogalvanized




| Part # | Description |  |
|--|---|---|
| Isolated Ground Cable Size: 12-3 to 8-2 MC/AC Cable Size: 10-3 to 8-3 Super Neutral Cable Size: 12-3 to 10-2 | | |
| MCS101BC200 | 10-3 to 8-3 MC/AC, 7 Cable, 1/8"–5/8" Flange | 25 pc |
| MC/AC Cable Size: 14-3 to 10-2 Super Neutral Cable Size: 10-2 | | |
| MCS50BC200 | 14-3 to 10-2 MC/AC, 4 Cable, 1/8"–5/8" Flange | 25 pc |
| MCS100BC200 | 14-3 to 10-2 MC/AC, 8 Cable, 1/8"–5/8" Flange | 25 pc |

MC/AC CABLE SUPPORT BRACKET WITH SPRING STEEL BEAM CLAMP

- Neatly isolates, supports and secures MC/AC cables
- Properly spaces MC/AC cable to help eliminate bundling and NEC® & CEC derating issues
- Results in a “neat and workmanlike” installation



Material: Steel
Finish: Electrogalvanized

| Part # | Description |  |
|--|---|---|
| Isolated Ground Cable Size: 12-3 to 8-2 MC/AC Cable Size: 10-3 to 8-3 Super Neutral Cable Size: 12-3 to 10-2 | | |
| MCS101BC | 10-3 to 8-3 MC/AC, 7 Cable, 1/8"–1/2" Flange | 50 pc |
| MC/AC Cable Size: 14-3 to 10-2 Super Neutral Cable Size: 10-2 | | |
| MCS50BC | 14-3 to 10-2 MC/AC, 4 Cable, 1/8"–1/2" Flange | 25 pc |
| MCS100BC | 14-3 to 10-2 MC/AC, 8 Cable, 1/8"–1/2" Flange | 25 pc |

CABLE/CONDUIT

Beam

NM CABLE TO BEAM CLAMP

- Supports non-metallic sheathed cable with ground wire



Material: Spring Steel
Finish: nVent CADDY Armour



| Part # | Description |  |
|--------|--|---|
| RMXBC | 14-2, 12-2 NM, 0.28"–0.32" OD, 1/2" Max Flange | 100 pc |

Assemblies allow support from most main and substructures.


NM CABLE TO FLANGE CLIP

- Supports non-metallic sheathed cable with ground wire



Material: Spring Steel
Finish: nVent CADDY Armour



| Part # | Description |  |
|--------|--|---|
| RMX24 | 14-2, 12-2 NM, 0.28"–0.32" OD, 1/8"–1/4" Flange | 100 pc |
| RMX58 | 14-2, 12-2 NM, 0.28"–0.32" OD, 5/16"–1/2" Flange | 100 pc |
| RMX912 | 14-2, 12-2 NM, 0.28"–0.32" OD, 9/16"–3/4" Flange | 100 pc |

Assemblies allow support from most main and substructures.

CABLE/CONDUIT



Beam

SBT-HSM MULTIPLE CONDUIT MOUNTING PLATE WITH FLANGE CLIP

- Single point structure attachment and easy “snap-in” field assembly of up to three conduit clips
- No tools necessary for installation of clips
- Eliminates need for offset bending conduit
- Helps eliminate multiple beam clamps or strut assemblies



Material: Spring Steel
Finish: nVent CADDY Armour

| Part # | Description |  |  |
|------------|-------------------|---|---|
| SBT1824SM | 1/8"–1/4" Flange | 50 lb | 50 pc |
| SBT1858SM | 5/16"–1/2" Flange | 50 lb | 50 pc |
| SBT18912SM | 9/16"–3/4" Flange | 50 lb | 50 pc |

Static load ratings are per tab.

SBT-BC MULTIPLE CONDUIT MOUNTING PLATE WITH BEAM CLAMP

- Single point structure attachment and easy “snap-in” field assembly of up to three conduit clips
- No tools necessary for installation of clips
- Eliminates need for offset bending conduit
- Helps eliminate multiple beam clamps or strut assemblies



Material: Spring Steel
Finish: nVent CADDY Armour

| Part # | Description |  |  |
|---------|-----------------|---|---|
| SBT18BC | 1/2" Max Flange | 25 lb | 50 pc |

Static load ratings are per tab.

CABLE/CONDUIT

Beam

SBT-H MULTIPLE CONDUIT MOUNTING PLATE WITH FLANGE CLIP

- Single point structure attachment and easy “snap-in” field assembly of up to three conduit clips
- No tools necessary for installation of clips
- Eliminates need for offset bending conduit
- Helps eliminate multiple beam clamps or strut assemblies



Material: Spring Steel
Finish: nVent CADDY Armour

| Part # | Description | F ↓ | ↓ Cube |
|----------|-------------------|--------|-----------|
| SBT1824 | 1/8"–1/4" Flange | 25 lb | 50 pc |
| SBT1858 | 5/16"–1/2" Flange | 25 lb | 50 pc |
| SBT18912 | 9/16"–3/4" Flange | 25 lb | 50 pc |

Static load ratings are per tab.

SBT-BC200 MULTIPLE CONDUIT MOUNTING PLATE WITH BEAM CLAMP

- Single point structure attachment and easy “snap-in” field assembly of up to three conduit clips
- No tools necessary for installation of clips
- Eliminates need for offset bending conduit
- Helps eliminate multiple beam clamps or strut assemblies



Material: Spring Steel
Finish: nVent CADDY Armour

| Part # | Description | F ↓ | ↓ Cube |
|------------|------------------|--------|-----------|
| SBT18BC200 | 1/8"–5/8" Flange | 33 lb | 50 pc |

Static load ratings are per tab.

CABLE/CONDUIT

Deck


SNAP CLOSE CONDUIT/PIPE CLAMP WITH SHOT-FIRE BRACKET

- Eliminates need for offset bending conduit
- Finger closure, no tools required
- Complete with shot-fire bracket and pre-assembled drive pin from Powers Fasteners, Inc.
- Quickly and easily attaches to concrete, steel or composite metal decking
- Integrated pin installs easily using powder-actuated or single-shot gas-actuated tools
- ICC-ES ESR-2024 evaluation report available for drive pin from Powers Fasteners, Inc



Material: Steel, Spring Steel

Finish: Electrogalvanized, nVent CADDY Armour

| Part # | Description |  |  |
|--------|---------------------------------------|---|---|
| 6MSF | 3/8" Flexible, 14-2 to 12-3 MC/AC | 25 lb | 50 pc |
| 812MSF | 1/2", 3/4" EMT, 1/2", 3/4" Rigid/Pipe | 25 lb | 50 pc |
| 16MSF | 1" EMT, 1" Rigid/Pipe | 25 lb | 50 pc |

Uses Powers Fasteners, Inc. part number 50032. Static load was established based on a 1" (25.4 mm) embedment depth and 3,000 psi (20.68 MPa) lightweight concrete. For variations in embedment and material please consult www.powers.com. Pre-assembled drive pin from Powers Fasteners, Inc. works with Powers® C4CZ, Simpson® GCN-MEPKT, SPIT® P1000, P200, P2201, P3500 / PA3500, P35s, P45, P60, P7201, Sniper, Ramset® 721, Cobra, D45 / D60 / D60L, M70, SA270, T3SS, TS750P, TS60P, Viper; Hilti® DX35, DX350 / DX351 / DX36M, DX100 / DX200, DX460, DXA40, DXA41, DXE72 / DX400; Würth Diva-1, BST-1, BST-2 or equivalent nailers.

CABLE/CONDUIT

Deck

SNAP CLOSE CONDUIT CLAMP WITH Z SHOT-FIRE BRACKET

- Eliminates need for offset bending conduit
- Finger closure, no tools required
- Complete with shot-fire bracket and pre-assembled drive pin from Powers Fasteners, Inc.
- Quickly and easily attaches to concrete, steel or composite metal decking
- Integrated pin installs easily using powder-actuated or single-shot gas-actuated tools
- ICC-ES ESR-2024 evaluation report available for drive pin from Powers Fasteners, Inc



Material: Steel, Spring Steel

Finish: Electrogalvanized, nVent CADDY Armour

| Part # | Description | F | |
|---------|---------------------------------------|--------|-------|
| 6MZSF | 3/8" Flexible, 14-2 to 12-3 MC/AC | 100 lb | 50 pc |
| 812MZSF | 1/2", 3/4" EMT, 1/2", 3/4" Rigid/Pipe | 100 lb | 50 pc |
| 16MZSF | 1" EMT, 1" Rigid/Pipe | 100 lb | 50 pc |

Uses Powers Fasteners, Inc. part number 50032. Static load was established based on a 1" (25.4 mm) embedment depth and 3,000 psi (20.68 MPa) lightweight concrete. For variations in embedment and material please consult www.powers.com. Pre-assembled drive pin from Powers Fasteners, Inc. works with Powers® C4CZ, Simpson® GCN-MEPKT, SPIT® P1000, P200, P2201, P3500 / PA3500, P35s, P45, P60, P7201, Sniper, Ramset® 721, Cobra, D45 / D60 / D60L, M70, SA270, T3SS, TS750P, TS60P, Viper, Hilti® DX35, DX350 / DX351 / DX36M, DX100 / DX200, DX460, DXA40, DXA41, DXE72 / DX400; Würth Diva-1, BST-1, BST-2 or equivalent nailers. For shot-fired supports in seismic design category D, E, or F, maximum load is the lesser of 90 lb (400 N) or the published load.

CABLE/CONDUIT

Deck



PUSH IN CONDUIT CLAMP WITH SHOT-FIRE BRACKET

- Push-in installation of conduit
- Eliminates need for offset bending conduit
- Complete with shot-fire bracket and pre-assembled drive pin from Powers Fasteners, Inc.
- Quickly and easily attaches to concrete, steel or composite metal decking
- Integrated pin installs easily using powder-actuated or single-shot gas-actuated tools
- ICC-ES ESR-2024 evaluation report available for drive pin from Powers Fasteners, Inc



Material: Steel, Spring Steel

Finish: Electrogalvanized, nVent CADDY Armour

| Part # | Description |  |  |
|--------|----------------------------|---|---|
| 8PSF | 1/2" EMT, 0.709"–0.866" OD | 15 lb | 50 pc |
| 12PSF | 3/4" EMT, 0.866"–1.181" OD | 15 lb | 50 pc |
| 16PSF | 1" EMT, 1.181"–1.378" OD | 15 lb | 50 pc |

Uses Powers Fasteners, Inc. part number 50032. Static load was established based on a 1" (25.4 mm) embedment depth and 3,000 psi (20.68 MPa) lightweight concrete. For variations in embedment and material please consult www.powers.com. Pre-assembled drive pin from Powers Fasteners, Inc. works with Powers® C4CZ, Simpson® GCN-MEPKT, SPIT® P1000, P200, P2201, P3500 / PA3500, P35s, P45, P60, P7201, Sniper, Ramset® 721, Cobra, D45 / D60 / D60L, M70, SA270, T3SS, TS750P, TS60P, Viper; Hilti® DX35, DX350 / DX351 / DX36M, DX100 / DX200, DX460, DXA40, DXA41, DXE72 / DX400; Würth Diva-1, BST-1, BST-2 or equivalent nailers.

CABLE/CONDUIT

Deck

PUSH IN CONDUIT CLAMP WITH Z SHOT-FIRE BRACKET

- Push-in installation of conduit
- Eliminates need for offset bending conduit
- Complete with shot-fire bracket and pre-assembled drive pin from Powers Fasteners, Inc.
- Quickly and easily attaches to concrete, steel or composite metal decking
- Integrated pin installs easily using powder-actuated or single-shot gas-actuated tools
- ICC-ES ESR-2024 evaluation report available for drive pin from Powers Fasteners, Inc



Material: Steel, Spring Steel

Finish: Electrogalvanized, nVent CADDY Armour

| Part # | Description | F | |
|--------|----------------------------|-------|-------|
| 8PZSF | 1/2" EMT, 0.709"–0.866" OD | 25 lb | 50 pc |
| 12PZSF | 3/4" EMT, 0.866"–1.181" OD | 25 lb | 50 pc |
| 16PZSF | 1" EMT, 1.181"–1.378" OD | 25 lb | 50 pc |

Uses Powers Fasteners, Inc. part number 50032. Static load was established based on a 1" (25.4 mm) embedment depth and 3,000 psi (20.68 MPa) lightweight concrete. For variations in embedment and material please consult www.powers.com. Pre-assembled drive pin from Powers Fasteners, Inc. works with Powers® C4CZ, Simpson® GCN-MEPKT, SPIT® P1000, P200, P2201, P3500 / PA3500, P35s, P45, P60, P7201, Sniper; Ramset® 721, Cobra, D45 / D60 / D60L, M70, SA270, T3SS, TS750P, TS60P, Viper; Hilti® DX35, DX350 / DX351 / DX36M, DX100 / DX200, DX460, DXA40, DXA41, DXE72 / DX400; Würth Diva-1, BST-1, BST-2 or equivalent nailers.

CABLE/CONDUIT

Deck

BOLT CLOSE CONDUIT/PIPE CLAMP WITH SHOT-FIRE BRACKET

- Retained bolt and built-in nut means there are less parts to handle or drop
- Combo head bolt works with slotted, hex, #3 phillips or #2 robertson drivers
- Complete with shot-fire bracket and pre-assembled drive pin from Powers Fasteners, Inc.
- Quickly and easily attaches to concrete, steel or composite metal decking
- Integrated pin installs easily using powder-actuated or single-shot gas-actuated tools
- ICC-ES ESR-2024 evaluation report available for drive pin from Powers Fasteners, Inc



Material: Steel

Finish: Electrogalvanized

| Part # | Description | F | |
|--------|---|--------|-------|
| CD0BSF | 0.67"–0.84" OD, 1/2" EMT, 1/2" Rigid/Pipe | 100 lb | 50 pc |
| CD1BSF | 0.74"–1.05" OD, 3/4" EMT, 3/4" Rigid/Pipe | 100 lb | 50 pc |
| CD2BSF | 1"–1.315" OD, 1" EMT, 1" Rigid/Pipe | 100 lb | 50 pc |

Uses Powers Fasteners, Inc. part number 50032. Static load was established based on a 1" (25.4 mm) embedment depth and 3,000 psi (20.68 MPa) lightweight concrete. For variations in embedment and material please consult www.powers.com. Pre-assembled drive pin from Powers Fasteners, Inc. works with Powers® C4CZ, Simpson® GCN-MEPKT, SPIT® P1000, P200, P2201, P3500 / PA3500, P35s, P45, P60, P7201, Sniper; Ramset® 721, Cobra, D45 / D60 / D60L, M70, SA270, T3SS, TS750P, TS60P, Viper; Hilti® DX35, DX350 / DX351 / DX36M, DX100 / DX200, DX460, DXA40, DXA41, DXE72 / DX400; Würth Diva-1, BST-1, BST-2 or equivalent nailers.

CABLE/CONDUIT

Deck



BOLT CLOSE CONDUIT/PIPE CLAMP WITH Z SHOT-FIRE BRACKET

- Retained bolt and built-in nut means there are less parts to handle or drop
- Combo head bolt works with slotted, hex, #3 phillips or #2 robertson drivers
- Complete with shot-fire bracket and pre-assembled drive pin from Powers Fasteners, Inc.
- Quickly and easily attaches to concrete, steel or composite metal decking
- Integrated pin installs easily using powder-actuated or single-shot gas-actuated tools
- ICC-ES ESR-2024 evaluation report available for drive pin from Powers Fasteners, Inc



Material: Steel

Finish: Electrogalvanized

| Part # | Description |  |  |
|---------|---|---|---|
| CD0BZSF | 0.67"–0.84" OD, 1/2" EMT, 1/2" Rigid/Pipe | 100 lb | 50 pc |
| CD1BZSF | 0.74"–1.05" OD, 3/4" EMT, 3/4" Rigid/Pipe | 100 lb | 50 pc |
| CD2BZSF | 1"–1.315" OD, 1" EMT, 1" Rigid/Pipe | 100 lb | 50 pc |

Uses Powers Fasteners, Inc. part number 50032. Static load was established based on a 1" (25.4 mm) embedment depth and 3,000 psi (20.68 MPa) lightweight concrete. For variations in embedment and material please consult www.powers.com. Pre-assembled drive pin from Powers Fasteners, Inc. works with Powers® C4CZ, Simpson® GCN-MEPKT, SPIT® P1000, P200, P2201, P3500 / PA3500, P35s, P45, P60, P7201, Sniper, Ramset® 721, Cobra, D45 / D60 / D60L, M70, SA270, T3SS, TS750P, TS60P, Viper; Hilti® DX35, DX350 / DX351 / DX36M, DX100 / DX200, DX460, DXA40, DXA41, DXE72 / DX400; Würth Diva-1, BST-1, BST-2 or equivalent nailers. For shot-fired supports in seismic design category D, E, or F, maximum load is the lesser of 90 lb (400 N) or the published load.

CABLE/CONDUIT


Deck

M-TDH CONDUIT TO DECK HANGER

- Meets the requirements of NEC® Section 300.4(E)
- Supports conduit or pipe 1-1/2" (38 mm) under the roof decking to prevent potential damage from nails or screws



Material: Spring Steel
Finish: nVent CADDY Armour


| Part # | Description |  |
|---------|-----------------------------------|---|
| 812MTDH | 1/2", 3/4" EMT | 50 pc |
| 16MTDH | 1" EMT | 50 pc |
| 20MTDH | 1 1/4" EMT | 50 pc |
| 24MTDH | 1 1/2" EMT | 50 pc |
| 6MTDH | 3/8" Flexible, 14-2 to 12-3 MC/AC | 50 pc |

CD-TDH CONDUIT/PIPE TO DECK HANGER

- Meets the requirements of NEC® Section 300.4(E)
- Supports conduit or pipe 1-1/2" (38 mm) under the roof decking to prevent potential damage from nails or screws



Material: Steel
Finish: Electrogalvanized

| Part # | Description |  |
|-----------|---------------------------|---|
| CD0BTDH | 1/2" EMT, 1/2" Rigid/Pipe | 50 pc |
| CD1BTDH | 3/4" EMT, 3/4" Rigid/Pipe | 50 pc |
| CD2BTDH | 1" EMT, 1" Rigid/Pipe | 50 pc |
| CD2.5BTDH | 1 1/4" EMT | 50 pc |

CABLE/CONDUIT


Deck

SBT-TDH MULTIPLE CONDUIT MOUNTING PLATE WITH DECK HANGER

- Meets the requirements of NEC® Section 300.4(E)
- Supports conduit or pipe 1-1/2" (38 mm) under the roof decking to prevent potential damage from nails or screws



Material: Spring Steel
Finish: nVent CADDY Armour


| Part # | Description |  |
|----------|--|---|
| SBT18TDH | SBT-TDH Multiple Conduit Mounting Plate with Deck Hanger | 50 pc |

M-CPNAM CONDUIT TO DECK ANGLE BRACKET

- Meets the requirements of NEC® Section 300.4(E)
- Supports conduit or pipe 1-1/2" (38 mm) under the roof decking to prevent potential damage from nails or screws



Material: Steel
Finish: Plain

| Part # | Description |  |
|-----------|-----------------------------------|---|
| 812MCPNAM | 1/2", 3/4" EMT | 50 pc |
| 16MCPNAM | 1" EMT | 50 pc |
| 20MCPNAM | 1 1/4" EMT | 50 pc |
| 24MCPNAM | 1 1/2" EMT | 50 pc |
| 6MCPNAM | 3/8" Flexible, 14-2 to 12-3 MC/AC | 50 pc |

CABLE/CONDUIT


Deck

CD-CPNAM CONDUIT/PIPE TO DECK ANGLE BRACKET

- Meets the requirements of NEC® Section 300.4(E)
- Supports conduit or pipe 1-1/2" (38 mm) under the roof decking to prevent potential damage from nails or screws



Material: Steel
Finish: Electrogalvanized


| Part # | Description |  |
|-------------|---------------------------|---|
| CD0BCPNAM | 1/2" EMT, 1/2" Rigid/Pipe | 50 pc |
| CD1BCPNAM | 3/4" EMT, 3/4" Rigid/Pipe | 50 pc |
| CD2BCPNAM | 1" EMT, 1" Rigid/Pipe | 50 pc |
| CD2.5BCPNAM | 1 1/4" EMT | 50 pc |

SNAP CLOSE METAL DECK CONDUIT CLAMP

- Provides spacing between conduit and deck surface
- Easily attached with screw gun or power tool
- Permits conduit to be laid out and then attached
- Eliminates need for offset bending conduit



Material: Spring Steel, Steel
Finish: nVent CADDY Armour, Pregalvanized

| Part # | Description |  |
|---------|----------------------------------|---|
| AOL812M | 1/2", 3/4" EMT, 1/2", 3/4" Rigid | 100 pc |

No load rating, for positioning only.

CABLE/CONDUIT

Deck

PUSH-IN METAL DECK CONDUIT CLAMP

- Provides spacing between conduit and deck surface
- Easily attached with screw gun or power tool
- Permits conduit to be laid out and then attached
- Eliminates need for offset bending conduit



Material: Spring Steel, Steel
Finish: nVent CADDY Armour, Pregalvanized

| Part # | Description |  |
|--------|---|---|
| AOL8P | 1/2" EMT, 0.709" Min, 0.866" Max, 0.5" Nom OD | 100 pc |
| AOL12P | 3/4" EMT, 1/2" Rigid, 0.866" Min, 1.181" Max, 0.752" Nom OD | 100 pc |
| AOL16P | 1" EMT, 3/4" Rigid, 1.181" Min, 1.378" Max, 1" Nom OD | 100 pc |

No load rating, for positioning only.

SNAP CLOSE CONDUIT CLAMP WITH NAIL BRACKET

- Used to attach conduit to wood, steel or concrete
- Eliminates need for offset bending conduit
- Works with power tools, screw guns or nails
- May be attached after positioning conduit



Material: Spring Steel
Finish: nVent CADDY Armour



| Part # | Description |  |
|---------|----------------------------------|---|
| CNB812M | 1/2", 3/4" EMT, 1/2", 3/4" Rigid | 100 pc |

No load rating, for positioning only.

CABLE/CONDUIT

Deck

PUSH IN CONDUIT CLAMP WITH NAIL BRACKET

- Used to attach conduit to wood, steel or concrete
- Eliminates need for offset bending conduit
- Works with power tools, screw guns or nails
- May be attached after positioning conduit



Material: Spring Steel
Finish: nVent CADDY Armour

| Part # | Description | |
|--------|-------------|--------|
| CNB8P | 1/2" EMT | 100 pc |
| CNB12P | 3/4" EMT | 100 pc |

No load rating, for positioning only.

WMX CABLE HANGER WITH SHOT-FIRE BRACKET

- Bundle runs of MC or AC (refer to local authorities and NEC® Article 310 for derating ampacity when flexible power cables are used)
- Complete with shot-fire bracket and pre-assembled drive pin from Illinois Tool Works, Inc.
- Quickly and easily attaches to concrete, steel or composite metal decking
- Integrated pin installs easily using powder-actuated or single-shot gas-actuated tools
- ICC-ES evaluation report available for drive pin from Illinois Tool Works, Inc.



Material: Steel
Finish: Electrogalvanized

| Part # | Description | | |
|--------|-------------|-------|--------|
| WMX6SF | 1 3/4" dia | 75 lb | 100 pc |

Uses Ramset® part number SDC100. For minimum fastener embedment depths in steel or concrete, please consult www.ramset.com.

CABLE/CONDUIT

Deck

MC/AC CABLE SUPPORT WITH SHOT-FIRE BRACKET

- Neatly isolates, supports and secures MC/AC cables
- Properly spaces MC/AC cable to help eliminate bundling and NEC® & CEC derating issues
- Results in a “neat and workmanlike” installation
- Complete with shot-fire bracket and pre-assembled drive pin from Powers Fasteners, Inc.
- ICC-ES ESR-2024 evaluation report available for drive pin from Powers Fasteners, Inc



- Quickly and easily attaches to concrete, steel or composite metal decking
- Integrated pin installs easily using powder-actuated or single-shot gas-actuated tools

Material: Steel

Finish: Electrogalvanized

| Part # | Description |  |
|----------|--|---|
| MCS100SF | 14-3 to 10-2 MC/AC, 10-2 Super Neutral | 25 pc |

Uses Powers Fasteners, Inc. part number 50032. Pre-assembled drive pin from Powers Fasteners, Inc. works with Powers® C4CZ, Simpson® GCN-MEPKT, SPIT® P1000, P200, P2201, P3500 / PA3500, P35s, P45, P60, P7201, Sniper; Ramset® 721, Cobra, D45 / D60 / D60L, M70, SA270, T3SS, TS750P, TS60P, Viper; Hilti® DX35, DX350 / DX351 / DX36M, DX100 / DX200, DX460, DXA40, DXA41, DXE72 / DX400; Würth Diva-1, BST-1, BST-2 or equivalent nailers.

MC/AC CABLE CLIP WITH SHOT-FIRE BRACKET

- Provides easy snap-in installation of up to two MC/AC cables
- Complete with shot-fire bracket and pre-assembled drive pin from Powers Fasteners, Inc.
- Quickly and easily attaches to concrete, steel or composite metal decking
- Integrated pin installs easily using powder-actuated or single-shot gas-actuated tools
- ICC-ES ESR-2024 evaluation report available for drive pin from Powers Fasteners, Inc



Material: Steel, Spring Steel

Finish: Electrogalvanized, nVent CADDY Armour

| Part # | Description |  |
|--------|--------------------|---|
| MAC2SF | 14-2 to 10-3 MC/AC | 100 pc |

Uses Powers Fasteners, Inc. part number 50032. Pre-assembled drive pin from Powers Fasteners, Inc. works with Powers® C4CZ, Simpson® GCN-MEPKT, SPIT® P1000, P200, P2201, P3500 / PA3500, P35s, P45, P60, P7201, Sniper; Ramset® 721, Cobra, D45 / D60 / D60L, M70, SA270, T3SS, TS750P, TS60P, Viper; Hilti® DX35, DX350 / DX351 / DX36M, DX100 / DX200, DX460, DXA40, DXA41, DXE72 / DX400; Würth Diva-1, BST-1, BST-2 or equivalent nailers.

CABLE/CONDUIT Deck

NM CABLE CLIP WITH SHOT-FIRE BRACKET

- Supports non-metallic sheathed cable with ground wire
- Complete with shot-fire bracket and pre-assembled drive pin from Powers Fasteners, Inc.
- Quickly and easily attaches to concrete, steel or composite metal decking
- Integrated pin installs easily using powder-actuated or single-shot gas-actuated tools
- ICC-ES ESR-2024 evaluation report available for drive pin from Powers Fasteners, Inc



Material: Steel, Spring Steel
Finish: Electrogalvanized, nVent CADDY Armour

| Part # | Description |  |
|--------|--------------------------------------|---|
| RMXSF | NM Cable Clip with Shot-Fire Bracket | 100 pc |

Uses Powers Fasteners, Inc. part number 50032. Pre-assembled drive pin from Powers Fasteners, Inc. works with Powers® C4CZ, Simpson® GCN-MEPKT, SPIT® P1000, P200, P2201, P3500 / PA3500, P35s, P45, P60, P7201, Sniper; Ramset® 721, Cobra, D45 / D60 / D60L, M70, SA270, T3SS, TS750P, TS60P, Viper; Hilti® DX35, DX350 / DX351 / DX36M, DX100 / DX200, DX460, DXA40, DXA41, DXE72 / DX400; Würth Diva-1, BST-1, BST-2 or equivalent nailers.


NM CABLE WITH ANGLE BRACKET

- Supports non-metallic sheathed cable with ground wire



Material: Spring Steel
Finish: nVent CADDY Armour



| Part # | Description |  |
|--------|-------------------------------|---|
| RMXAB | 14-2, 12-2 NM, 0.28"–0.32" OD | 100 pc |

Assemblies allow support from most main and substructures.

CABLE/CONDUIT

Deck

NM CABLE TO DECK HANGER

- Supports non-metallic sheathed cable with ground wire



Material: Spring Steel
Finish: nVent CADDY Armour



| Part # | Description | |
|--------|-------------------------------|--------|
| RMXDH2 | 14-2, 12-2 NM, 0.28"–0.32" OD | 100 pc |

Assemblies allow support from most main and substructures.

123-M CONDUIT TO Z PURLIN CLIP

- Snap-close conduit support
- Conduit clip rotates 360 degrees
- Supports conduit from purlin



Material: Spring Steel
Finish: nVent CADDY Armour



| Part # | Description | | |
|---------|--|--------|--------|
| 1236M | 3/8" Flexible, 14-2 to 12-3 MC/AC, 0.551"–0.709" OD, 0.06"–0.1" Flange | 100 lb | 100 pc |
| 123812M | 1/2", 3/4" EMT, 0.709"–1.181" OD, 0.06"–0.1" Flange | 100 lb | 100 pc |
| 12316M | 1" EMT, 1.181"–1.378" OD, 0.06"–0.1" Flange | 100 lb | 100 pc |
| 12320M | 1 1/4" EMT, 1.378"–1.654" OD, 0.06"–0.1" Flange | 100 lb | 50 pc |

CABLE/CONDUIT



Purlin

123-P CONDUIT TO Z PURLIN CLIP

- Push-in conduit support
- Conduit clip rotates 360 degrees
- Supports conduit from purlin



Material: Spring Steel
Finish: nVent CADDY Armour

| Part # | Description |  |  |
|--------|---|---|---|
| 1238P | 1/2" EMT, 0.709"–0.866" OD, 0.06"–0.1" Flange | 25 lb | 100 pc |
| 12312P | 3/4" EMT, 1/2" Rigid, 0.866"–1.181" OD, 0.06"–0.1" Flange | 25 lb | 100 pc |
| 12316P | 1" EMT, 3/4" Rigid, 1.181"–1.378" OD, 0.06"–0.1" Flange | 25 lb | 50 pc |


MC/AC CABLE TO C PURLIN CLIP

- No tools required for installation
- Compliant with NEC® Article 300.4(d), allowing cable to be positioned a minimum of 1-1/4" from face of stud
- Compliant with CEC Rule 12-618 for support of MC/AC cable



Material: Spring Steel
Finish: nVent CADDY Armour



| Part # | Description |  |
|----------|---------------------------------------|---|
| MAC2VF14 | 14-2 to 10-3 MC/AC, 1/16"–1/4" Flange | 100 pc |

Assemblies allow for support from most main and substructures.

CABLE/CONDUIT

Purlin

MC/AC CABLE TO Z PURLIN CLIP

- Compliant with CEC Rule 12-618 for support of MC/AC cable



Material: Spring Steel
Finish: nVent CADDY Armour



| Part # | Description | |
|---------|---------------------------------------|--------|
| MAC2123 | 14-2 to 10-3 MC/AC, 0.06"–0.1" Flange | 100 pc |

Assemblies allow for support from most main and substructures.

MC/AC CABLE SUPPORT BRACKET WITH C PURLIN CLIP

- Neatly isolates, supports and secures MC/AC cables
- Properly spaces MC/AC cable to help eliminate bundling and NEC® & CEC derating issues
- Results in a "neat and workmanlike" installation



Material: Steel
Finish: Electrogalvanized



| Part # | Description | |
|--|--|-------|
| Isolated Ground Cable Size: 12-3 to 8-2 MC/AC Cable Size: 10-3 to 8-3 Super Neutral Cable Size: 12-3 to 10-2 | | |
| MCS101VF14 | 10-3 to 8-3 MC/AC, 7 Cable, 1/16"–1/4" Flange | 25 pc |
| MC/AC Cable Size: 14-3 to 10-2 Super Neutral Cable Size: 10-2 | | |
| MCS50VF14 | 14-3 to 10-2 MC/AC, 4 Cable, 1/16"–1/4" Flange | 25 pc |
| MCS100VF14 | 14-3 to 10-2 MC/AC, 8 Cable, 1/16"–1/4" Flange | 25 pc |

CABLE/CONDUIT

Purlin

MC/AC CABLE SUPPORT BRACKET WITH Z PURLIN CLIP

- Neatly isolates, supports and secures MC/AC cables
- Properly spaces MC/AC cable to help eliminate bundling and NEC® & CEC derating issues
- Results in a “neat and workmanlike” installation



Material: Steel
Finish: Electrogalvanized



| Part # | Description | |
|---|--|-------|
| Isolated Ground Cable Size: 12-3 to 8-2 MC/AC Cable Size: 10-3 to 8-3 Super Neutral Cable Size: 12-3 to 10-2: | | |
| MCS101AF14 | 10-3 to 8-3 MC/AC, 7 Cable, 1/16"–1/4" Flange | 25 pc |
| MC/AC Cable Size: 14-3 to 10-2 Super Neutral Cable Size: 10-2: | | |
| MCS50AF14 | 14-3 to 10-2 MC/AC, 4 Cable, 1/16"–1/4" Flange | 25 pc |
| MCS100AF14 | 14-3 to 10-2 MC/AC, 8 Cable, 1/16"–1/4" Flange | 25 pc |

NM CABLE TO C PURLIN CLIP

- Supports non-metallic sheathed cable with ground wire



Material: Spring Steel
Finish: nVent CADDY Armour



| Part # | Description | |
|---------|--|--------|
| RMXVF14 | 14-2, 12-2 NM, 0.28"–0.32" OD, 1/16"–1/4" Flange | 100 pc |

Assemblies allow support from most main and substructures.

CABLE/CONDUIT

Purlin

NM CABLE TO Z PURLIN CLIP

- Supports non-metallic sheathed cable with ground wire



Material: Spring Steel
Finish: nVent CADDY Armour



| Part # | Description | |
|---------|--|--------|
| RMXAF14 | 14-2, 12-2 NM, 0.28"–0.32" OD, 1/16"–1/4" Flange | 100 pc |

Assemblies allow support from most main and substructures.

CABLE/CONDUIT TO WIRE CLIP

- Supports cable and conduit without bending drop wire
- Faster installation than traditional methods



Material: Spring Steel
Finish: nVent CADDY Armour



| Part # | Description | | | Certification |
|--------|--|-------|--------|---------------|
| PCS2 | 1/2", 3/4" EMT, 10-3 to 6-3 MC/AC, 0.601"–0.9" OD, #8–#12 Wire | 25 lb | 100 pc | – |
| PCS1 | 14-2 to 10-3 MC/AC, 0.45"–0.6" OD, #8–#12 Wire | 25 lb | 100 pc | cULus |

NEC® 300.11 requires dedicated drop wire/rod and EC311.

CABLE/CONDUIT Rod/Wire

CABLE/CONDUIT CLIP

- Supports conduit to rod, wire or flange
- Can also be used for flexible metallic tubing, armored cable, portable cables, control tubes and communications cable
- Available for EMT, rigid, ENT, IMT, MC/AC and aluminum conduit
- No installation tools required



Material: Spring Steel
Finish: nVent CADDY Armour



| Part # | Description | F1 | F2 | Box | Certification |
|--------|---|-------|--------|--------|---------------|
| K8 | 1/2" EMT, 1/2" Rigid, 12-3 MC/AC, 0.709" Max OD | 50 lb | 100 lb | 100 pc | cULus |
| K12 | 1/2", 3/4" EMT, 1/2", 3/4" Rigid, 0.945" Max OD | 50 lb | 100 lb | 100 pc | cULus |
| K16 | 3/4", 1" EMT, 1/2", 3/4" Rigid, 1.181" Max OD | 50 lb | 100 lb | 100 pc | cULus |
| K20 | 1", 1 1/4" EMT, 3/4", 1" Rigid, 1.654" Max OD | 50 lb | 100 lb | 100 pc | cULus |
| KX | 14-2 to 12-3 MC/AC, 0.472" Max OD | - | - | 100 pc | cULus |

May require dedicated drop wire/rod and EC311. Consult local authority. For horizontal application only when installing conduit.

| Conduit Size | #10 or #12 Wire | #8 or #10 Wire | 3/16" or 1/4" Rod | 1/8" - 1/4" Flange | 5/16" - 3/8" Flange | 7/16" - 1/2" Flange |
|--------------|-----------------|----------------|-------------------|--------------------|---------------------|---------------------|
| 1/2" EMT | K8 | K8 | K8 | K8 | K12 | K12 |
| 1/2" Rigid | K8 | K12 | K12 | K12 | K12 | K16 |
| 3/4" EMT | K12 | K12 | K12 | K12 | K16 | K16 |
| 3/4" Rigid | K12 | K12 | K16 | K16 | K20 | K20 |
| 1" EMT | - | K12 | K16 | K16 | K20 | K20 |
| 1" Rigid | - | - | - | K20 | K20 | K20 |
| 1 1/4" EMT | - | K20 | K20 | K20 | - | - |

| Cable Size | #12 Wire | #8, #9, #10 Wire |
|------------------------|----------|------------------|
| 14-2 (.433" -.475" OD) | KX | KX |
| 14-3 (.453" -.500" OD) | KX | KX |
| 12-2 (.467" -.510" OD) | KX | KX |
| 12-3 (.489" -.535" OD) | KX | K8 |

CABLE/CONDUIT

Rod/Wire


SNAP CLOSE CONDUIT TO ROD/WIRE CLIP

- Provides attachment of conduit
- Provides quick access to smooth or threaded rods
- No tools required for installation



Material: Spring Steel
Finish: nVent CADDY Armour



| Part # | Description |  | Certification |
|----------|---|---|---------------|
| 4Z34812M | 1/2", 3/4" EMT, 0.709"–1.181" OD, 1/4" Rod, #12 Wire | 100 pc | cULus |
| 6Z34812M | 1/2", 3/4" EMT, 0.709"–1.181" OD, 3/8" Rod | 100 pc | cULus |
| 8Z34812M | 1/2", 3/4" EMT, 0.709"–1.181" OD, 1/2", 5/8" Rod | 100 pc | cULus |
| 4Z3416M | 1" EMT, 1.181" Min, 1.378" Max, 1" Nom OD, 1/4" Rod, #12 Wire | 100 pc | cULus |
| 6Z3416M | 1" EMT, 1.181" Min, 1.378" Max, 1" Nom OD, 3/8" Rod | 100 pc | cULus |
| 4Z346M | 14-2 to 12-3 MC/AC, 0.551"–0.709" OD, 3/8" Flexible, 1/4" Rod, #12 Wire | 100 pc | – |
| 6Z346M | 14-2 to 12-3 MC/AC, 0.551"–0.709" OD, 3/8" Flexible, 3/8" Rod | 50 pc | – |

1/2" and 5/8" rod sizes are to be installed on threaded rod only. NEC® 300.11 requires dedicated drop wire/rod and EC311.

PUSH IN CONDUIT TO ROD/WIRE CLIP

- Provides attachment of conduit
- Provides quick access to smooth or threaded rods
- No tools required for installation



Material: Spring Steel
Finish: nVent CADDY Armour

| Part # | Description |  |
|---------|--|---|
| 4Z348P | 1/2" EMT, 1/4" Rod, #12 Wire, 1/8"–3/8" Flange | 100 pc |
| 6Z348P | 1/2" EMT, 3/8" Rod, 3/8"–7/16" Flange | 100 pc |
| 4Z3412P | 3/4" EMT, 1/2" Rigid, 1/4" Rod, #12 Wire, 1/8"–3/8" Flange | 100 pc |
| 6Z3412P | 3/4" EMT, 1/2" Rigid, 3/8" Rod, 3/8"–7/16" Flange | 100 pc |
| 4Z3416P | 1" EMT, 3/4" Rigid, 1/4" Rod, #12 Wire, 1/8"–3/8" Flange | 100 pc |
| 6Z3416P | 1" EMT, 3/4" Rigid, 3/8" Rod, 3/8"–7/16" Flange | 100 pc |

NEC® 300.11 requires dedicated drop wire/rod and EC311.

CABLE/CONDUIT

Rod/Wire

MC/AC CABLE TO ROD/WIRE CLIP

- No tools required for installation
- Compliant with NEC® Article 300.4(d), allowing cable to be positioned a minimum of 1-1/4" from face of stud
- Compliant with CEC Rule 12-618 for support of MC/AC cable



Material: Spring Steel
Finish: nVent CADDY Armour



| Part # | Description | |
|----------|--|--------|
| MCA24Z34 | 1/4" Rod, #12 Wire, 14-2 to 10-3 MC/AC | 100 pc |
| MCA26Z34 | 3/8" Rod, 14-2 to 10-3 MC/AC | 100 pc |

Assemblies allow for support from most main and substructures.

MC/AC CABLE SUPPORT BRACKET WITH ROD/WIRE CLIP

- Neatly isolates, supports and secures MC/AC cables
- Properly spaces MC/AC cable to help eliminate bundling and NEC® & CEC derating issues
- Results in a "neat and workmanlike" installation



Material: Steel
Finish: ElectroGalvanized



| Part # | Description | |
|--|--|-------|
| Isolated Ground Cable Size: 12-3 to 8-2 MC/AC Cable Size: 10-3 to 8-3 Super Neutral Cable Size: 12-3 to 10-2 | | |
| MCS1014Z | 10-3 to 8-3 MC/AC, 7 Cable, 1/4" Rod, #8 Wire | 25 pc |
| MCS1016Z | 10-3 to 8-3 MC/AC, 7 Cable, 3/8" Rod | 25 pc |
| MC/AC Cable Size: 14-3 to 10-2 Super Neutral Cable Size: 10-2 | | |
| MCS504Z | 14-3 to 10-2 MC/AC, 4 Cable, 1/4" Rod, #8 Wire | 25 pc |
| MCS506Z | 14-3 to 10-2 MC/AC, 4 Cable, 3/8" Rod | 25 pc |
| MCS1004Z | 14-3 to 10-2 MC/AC, 8 Cable, 1/4" Rod, #8 Wire | 25 pc |
| MCS1006Z | 14-3 to 10-2 MC/AC, 8 Cable, 3/8" Rod | 25 pc |
| MCS1008Z | 14-3 to 10-2 MC/AC, 8 Cable, 1/2" and 5/8" Rod | 25 pc |

CABLE/CONDUIT

Rod/Wire

SBT-Z MULTIPLE CONDUIT MOUNTING PLATE WITH ROD/WIRE CLIP

- Single point structure attachment and easy “snap-in” field assembly of up to three conduit clips
- No tools necessary for installation of clips
- Eliminates need for offset bending conduit
- Helps eliminate multiple beam clamps or strut assemblies



Material: Spring Steel
Finish: nVent CADDY Armour

| Part # | Description | F ↓ | ☐ |
|-----------|--------------------|--------|-------|
| SBT184Z34 | 1/4" Rod, #12 Wire | 15 lb | 50 pc |
| SBT186Z34 | 3/8" Rod | 15 lb | 50 pc |

Static load ratings are per tab.

NM CABLE TO ROD/WIRE CLIP

- Supports non-metallic sheathed cable with ground wire



Material: Spring Steel
Finish: nVent CADDY Armour



| Part # | Description | ☐ | Certification |
|---------|---|--------|---------------|
| RMX4Z34 | 14-2, 12-2 NM, 0.28"–0.32" OD, 1/4" Rod, #12 Wire | 100 pc | cULus |
| RMX6Z34 | 14-2, 12-2 NM, 0.28"–0.32" OD, 3/8" Rod | 100 pc | – |

Assemblies allow support from most main and substructures.

CABLE/CONDUIT Strut

ESC-M CONDUIT TO STRUT CLIP

- Attaches to open side of a strut channel
- Includes easy close pipe and conduit clamp



Material: Spring Steel
Finish: nVent CADDY Armour



| Part # | Description | F | | Certification |
|---------|--|-------|--------|---------------|
| ESC812M | 1/2", 3/4" EMT, 1/2", 3/4" Rigid/Pipe | 25 lb | 100 pc | cULus |
| ESC6M | 3/8" Rigid/Pipe, 14-2 to 12-3 MC/AC, 3/8" Flexible | 25 lb | 100 pc | - |

ESC-P CONDUIT TO STRUT CLIP

- Attaches to open side of a strut channel
- Provides means to support conduit running perpendicular to strut



Material: Spring Steel
Finish: nVent CADDY Armour

| Part # | Description | F1 | F2 | |
|--------|---------------------------|-------|-------|--------|
| ESC12P | 3/4" EMT, 3/4" Rigid/Pipe | 15 lb | 25 lb | 100 pc |

CABLE/CONDUIT

Strut

SCH1 SINGLE PIECE STRUT CLAMP FOR CONDUIT

- One-piece conduit clamp
- No screws or bolts to drop
- Requires only a screwdriver or nutdriver for installation
- Fits into open side of strut channel



Material: Steel
Finish: Electrogalvanized



| Part # | Description | F ↓ | ☐ |
|--------|---------------------------|--------|--------|
| SCH8 | 1/2" EMT | 200 lb | 100 pc |
| SCH12 | 3/4" EMT, 1/2" Rigid/Pipe | 200 lb | 100 pc |
| SCH16 | 1" EMT, 3/4" Rigid/Pipe | 200 lb | 100 pc |
| SCH20 | 1 1/4" EMT, 1" Rigid/Pipe | 200 lb | 100 pc |

SCH2 SINGLE PIECE STRUT CLAMP FOR CABLE/CONDUIT

- One-piece cable/conduit clamp with protective boot
- No screws or bolts to drop
- Requires only a screwdriver or nutdriver for installation
- Fits into open side of strut channel



Material: Steel
Finish: Electrogalvanized



| Part # | Description | F ↓ | ☐ |
|--------|---|--------|--------|
| SCH6B | 0.1"–0.63" OD | 200 lb | 100 pc |
| SCH8B | 0.34"–0.71" OD, 1/2" EMT | 200 lb | 100 pc |
| SCH12B | 0.57"–0.92" OD, 3/4" EMT, 1/2" Rigid/Pipe | 200 lb | 100 pc |
| SCH16B | 0.72"–1.16" OD, 1" EMT, 3/4" Rigid/Pipe | 200 lb | 100 pc |
| SCH20B | 1"–1.51" OD, 1 1/4" EMT, 1" Rigid/Pipe | 200 lb | 100 pc |
| SCH24B | 1.25"–1.74" OD, 1 1/2" EMT, 1 1/4" Rigid/Pipe | 350 lb | 50 pc |
| SCH32B | 1.74"–2.2" OD, 2" EMT, 1 1/2" Rigid/Pipe | 350 lb | 50 pc |
| SCH40B | 2"–2.38" OD, 2" Rigid/Pipe | 350 lb | 25 pc |
| SCH48B | 2.38"–2.88" OD, 2 1/2" EMT, 2 1/2" Rigid/Pipe | 350 lb | 25 pc |
| SCH56B | 2.72"–3.5" OD, 3" EMT, 3" Rigid/Pipe | 350 lb | 25 pc |
| SCH64B | 3.25"–4" OD, 3 1/2" EMT, 3 1/2" Rigid/Pipe | 350 lb | 10 pc |
| SCH72B | 3.85"–4.5" OD, 4" EMT, 4" Rigid/Pipe | 350 lb | 10 pc |

CABLE/CONDUIT Strut

SK SINGLE PIECE STRUT CLAMP FOR CONDUIT

- One piece break apart strut clamp for EMT and Rigid conduit
- Includes thread impression and captured screw



| Part # | Description | F ↓ | ☐ | Certification |
|--|-----------------------------------|--------|--------|---------------|
| Material: Aluminum | | | | |
| SK8ALA | 1/2" EMT, 1/2" Rigid/Pipe | 150 lb | 100 pc | - |
| SK12ALA | 3/4" EMT, 3/4" Rigid/Pipe | 150 lb | 100 pc | - |
| SK16ALA | 1" EMT, 1" Rigid/Pipe | 150 lb | 100 pc | - |
| SK20ALA | 1 1/4" EMT, 1 1/4" Rigid/Pipe | 150 lb | 50 pc | - |
| SK24ALA | 1 1/2" EMT, 1 1/2" Rigid/Pipe | 150 lb | 50 pc | - |
| SK32ALA | 2" EMT, 2" Rigid/Pipe | 150 lb | 50 pc | - |
| Material: Steel Finish: Electrogalvanized | | | | |
| SK85I | EG, 1/2" EMT, 1/2" Rigid/Pipe | 200 lb | 100 pc | cULus |
| SK125I | EG, 3/4" EMT, 3/4" Rigid/Pipe | 200 lb | 100 pc | cULus |
| SK165I | EG, 1" EMT, 1" Rigid/Pipe | 200 lb | 100 pc | cULus |
| SK205I | EG, 1 1/4" EMT, 1 1/4" Rigid/Pipe | 200 lb | 50 pc | cULus |
| SK245I | EG, 1 1/2" EMT, 1 1/2" Rigid/Pipe | 200 lb | 50 pc | cULus |
| SK325I | EG, 2" EMT, 2" Rigid/Pipe | 200 lb | 50 pc | cULus |
| SK405I | EG, 2 1/2" EMT, 2 1/2" Rigid/Pipe | 350 lb | 50 pc | cULus |
| SK485I | EG, 3" EMT, 3" Rigid/Pipe | 350 lb | 50 pc | cULus |
| SK565I | EG, 3 1/2" EMT, 3 1/2" Rigid/Pipe | 350 lb | 25 pc | cULus |
| SK645I | EG, 4" EMT, 4" Rigid/Pipe | 350 lb | 25 pc | cULus |

CABLE/CONDUIT

Clamps and Clips




PUSH IN CONDUIT CLAMP

- Push-in installation of conduit
- Eliminates need for offset bending conduit
- May be used for either vertical or horizontal installations



Material: Spring Steel

Finish: nVent CADDY Armour

| Part # | Description |  |  |  |
|--------|--|---|---|---|
| 8P | 1/2" EMT, 0.709"–0.866" OD, 9/32" Hole, Plain | 25 lb | 15 lb | 100 pc |
| 8P4I | 1/2" EMT, 0.709" Min, 0.866" Max, 0.5" Nom OD, 1/4" Hole, Threaded | 25 lb | 15 lb | 100 pc |
| 12P | 3/4" EMT, 0.866"–1.181" OD, 9/32" Hole, Plain | 25 lb | 15 lb | 100 pc |
| 12P4I | 3/4" EMT, 0.866" Min, 1.181" Max, 0.752" Nom OD, 1/4" Hole, Threaded | 25 lb | 15 lb | 100 pc |
| 16P | 1" EMT, 1.181"–1.378" OD, 9/32" Hole, Plain | 25 lb | 15 lb | 100 pc |
| 16P4I | 1" EMT, 1.181" Min, 1.378" Max, 1" Nom OD, 1/4" Hole, Threaded | 25 lb | 15 lb | 100 pc |

CABLE/CONDUIT Clamps and Clips




SNAP CLOSE CONDUIT/PIPE CLAMP

- May be used for either vertical or horizontal installations
- Eliminates need for offset bending conduit
- Finger closure, no tools required



Material: Spring Steel
Finish: nVent CADDY Armour



| Part # | Description |  |  |  |
|--------|--|---|---|---|
| 6M4I | 3/8" Flexible, 14-2 to 12-3 MC/AC, 0.551"–0.709" OD, 1/4" Hole, Threaded | 100 lb | 25 lb | 100 pc |
| 6M | 3/8" Flexible, 14-2 to 12-3 MC/AC, 0.551"–0.709" OD, 9/32" Hole, Plain | 100 lb | 25 lb | 100 pc |
| 812M4I | 1/2", 3/4" EMT, 1/2", 3/4" Rigid/Pipe, 0.709"–1.181" OD, 1/4" Hole, Threaded | 100 lb | 25 lb | 100 pc |
| 812M | 1/2", 3/4" EMT, 1/2", 3/4" Rigid/Pipe, 0.709"–1.181" OD, 9/32" Hole, Plain | 100 lb | 25 lb | 100 pc |
| 16M | 1" EMT, 1" Rigid/Pipe, 1.181"–1.378" OD, 9/32" Hole, Plain | 100 lb | 25 lb | 100 pc |
| 16M4I | 1" EMT, 1" Rigid/Pipe, 1/4" Hole, Threaded | 100 lb | 25 lb | 100 pc |
| 20M | 1 1/4" EMT, 1 1/4" Rigid/Pipe, 1.378"–1.654" OD, 9/32" Hole, Plain | 100 lb | 25 lb | 100 pc |
| 20M4I | 1 1/4" EMT, 1 1/4" Rigid/Pipe, 1/4" Hole, Threaded | 100 lb | 25 lb | 100 pc |
| 24M | 1 1/2" EMT, 1 1/2" Rigid/Pipe, 1.654"–1.969" OD, 9/32" Hole, Plain | 100 lb | 25 lb | 100 pc |
| 24M4I | 1 1/2" EMT, 1 1/2" Rigid/Pipe, 1/4" Hole, Threaded | 100 lb | 25 lb | 100 pc |
| 32M | 2" EMT, 2" Rigid/Pipe, 1.969"–2.362" OD, 9/32" Hole, Plain | 100 lb | 25 lb | 100 pc |
| 32M4I | 2" EMT, 2" Rigid/Pipe, 1/4" Hole, Threaded | 100 lb | 25 lb | 100 pc |

CABLE/CONDUIT

Clamps and Clips

BOLT CLOSE CONDUIT/PIPE CLAMP

- Retained bolt and built-in nut means there are less parts to handle or drop
- Combo head bolt works with slotted, hex, #3 phillips or #2 robertson drivers



| Part # | Description | F1 | F2 | Certification |
|---|---|--------|-------|---------------|
| Material: Stainless Steel 304 (EN 1.4301) – Nut Type: Hex Nut | | | | |
| CD0BSS | S304, 1/2" EMT, 1/2" Rigid/Pipe, 1/4" Hole | 200 lb | 50 lb | cULus |
| CD1BSS | S304, 3/4" EMT, 3/4" Rigid/Pipe, 1/4" Hole | 200 lb | 50 lb | cULus |
| CD2BSS | S304, 1" EMT, 1" Rigid/Pipe, 1/4" Hole | 200 lb | 50 lb | - |
| CD2.5BSS | S304, 1 1/4" EMT, 1/4" Hole | 200 lb | 50 lb | cULus |
| CD3BSS | S304, 1 1/2" EMT, 1 1/4" Rigid/Pipe, 1/4" Hole | 200 lb | 50 lb | cULus |
| CD4BSS | S304, 1 1/2" Rigid/Pipe, 5/16" Hole | 200 lb | 50 lb | cULus |
| CD5BSS | S304, 2" EMT, 2" Rigid/Pipe, 5/16" Hole | 350 lb | 50 lb | cULus |
| CD6BSS | S304, 2 1/2" EMT, 2 1/2" Rigid/Pipe, 5/16" Hole | 350 lb | 50 lb | - |
| CD7BSS | S304, 3" EMT, 3" Rigid/Pipe, 5/16" Hole | 350 lb | 50 lb | - |
| CD8BSS | S304, 3 1/2" EMT, 3 1/2" Rigid/Pipe, 5/16" Hole | 350 lb | 50 lb | - |
| CD9BSS | S304, 4" EMT, 4" Rigid/Pipe, 5/16" Hole | 350 lb | 50 lb | - |
| Material: Steel – Finish: Electrogalvanized – Nut Type: Built-In Nut | | | | |
| CD0B | 1/2" EMT, 1/2" Rigid/Pipe, 1/4" Hole | 200 lb | 50 lb | cULus |
| CD0BBP | 1/2" EMT, 1/2" Rigid/Pipe, 1/4" Hole | 200 lb | 50 lb | cULus |
| CD0B37 | 1/2" EMT, 1/2" Rigid/Pipe, 3/8" Hole | 200 lb | 50 lb | - |
| CD1B | 3/4" EMT, 3/4" Rigid/Pipe, 1/4" Hole | 200 lb | 50 lb | cULus |
| CD1B37 | 3/4" EMT, 3/4" Rigid/Pipe, 3/8" Hole | 200 lb | 50 lb | - |
| CD2B | 1" EMT, 1" Rigid/Pipe, 1/4" Hole | 200 lb | 50 lb | cULus |
| CD2B37 | 1" EMT, 1" Rigid/Pipe, 3/8" Hole | 200 lb | 50 lb | - |
| CD2.5B | 1 1/4" EMT, 1/4" Hole | 200 lb | 50 lb | cULus |
| CD2.5B37 | 1 1/4" EMT, 3/8" Hole | 200 lb | 50 lb | - |
| CD3B | 1 1/2" EMT, 1 1/4" Rigid/Pipe, 1/4" Hole | 200 lb | 50 lb | cULus |
| CD3B37 | 1 1/2" EMT, 1 1/4" Rigid/Pipe, 3/8" Hole | 200 lb | 50 lb | - |
| CD4B | 1 1/2" Rigid/Pipe, 5/16" Hole | 200 lb | 50 lb | cULus |
| CD4B37 | 1 1/2" Rigid/Pipe, 3/8" Hole | 200 lb | 50 lb | - |
| CD5B | 2" EMT, 2" Rigid/Pipe, 5/16" Hole | 200 lb | 50 lb | cULus |
| CD5B37 | 2" EMT, 2" Rigid/Pipe, 3/8" Hole | 200 lb | 50 lb | - |
| Material: Steel – Finish: Electrogalvanized – Nut Type: Hex Nut | | | | |
| CD6B | 2 1/2" EMT, 2 1/2" Rigid/Pipe, 5/16" Hole | 350 lb | 50 lb | - |
| CD7B | 3" EMT, 3" Rigid/Pipe, 5/16" Hole | 350 lb | 50 lb | - |
| CD8B | 3 1/2" EMT, 3 1/2" Rigid/Pipe, 5/16" Hole | 350 lb | 50 lb | - |
| CD9B | 4" EMT, 4" Rigid/Pipe, 5/16" Hole | 350 lb | 50 lb | - |

CABLE/CONDUIT



Clamps and Clips

PUSH IN CONDUIT TO CONDUIT CLAMP

- Ideal as spacer between same or different size conduit
- No tools required for installation
- Top conduit to be used for support only, not a raceway



Material: Spring Steel
Finish: nVent CADDY Armour

| Part # | Description |  |  |
|--------|--|---|---|
| 8P8P | 1/2" EMT1, 1/2" EMT2, 0.709"-0.866" OD1, 0.709"-0.866" OD2 | 25 lb | 100 pc |
| 8P12P | 1/2" EMT1, 3/4" EMT2, 1/2" Rigid2, 0.709"-0.866" OD1, 0.866"-1.18" OD2 | 25 lb | 100 pc |
| 8P16P | 1/2" EMT1, 1" EMT2, 3/4" Rigid2, 0.709"-0.866" OD1, 1.18"-1.378" OD2 | 25 lb | 50 pc |
| 12P12P | 3/4" EMT1, 3/4" EMT2, 1/2" Rigid1, 1/2" Rigid2, 0.866"-1.18" OD1, 0.866"-1.18" OD2 | 25 lb | 100 pc |
| 12P16P | 3/4" EMT1, 1" EMT2, 1/2" Rigid1, 3/4" Rigid2, 0.866"-1.18" OD1, 1.18"-1.378" OD2 | 25 lb | 100 pc |
| 16P16P | 1" EMT1, 1" EMT2, 3/4" Rigid1, 3/4" Rigid2, 1.18"-1.378" OD1, 1.18"-1.378" OD2 | 25 lb | 100 pc |



SNAP CLOSE CONDUIT TO CONDUIT CLAMP

- Fast and easy assembly for lightweight loads
- No screws or bolts required



Material: Spring Steel
Finish: nVent CADDY Armour



| Part # | Description |  |  | Certification |
|--------|---|---|---|---------------|
| 166M | 1" EMT1, 3/8" EMT2, 3/8" Flexible, 14-2 to 12-3 MC/AC, 1.181"-1.378" OD1, 0.551"-0.709" OD2 | 100 lb | 100 pc | - |
| 16812M | 1" EMT1, 1/2", 3/4" EMT2, 1.181"-1.378" OD1, 0.709"-1.181" OD2 | 100 lb | 100 pc | cULus |
| 1616M | 1" EMT1, 1" EMT2, 1" Min OD1, 1" Min OD2 | 100 lb | 100 pc | cULus |
| 1620M | 1" EMT1, 1 1/4" EMT2, 1.181"-1.378" OD1, 1.378"-1.654" OD2 | 100 lb | 50 pc | cULus |
| 1624M | 1" EMT1, 1 1/2" EMT2, 1.181"-1.378" OD1, 1.654"-1.969" OD2 | 100 lb | 50 pc | cULus |
| 1632M | 1" EMT1, 2" EMT2, 1.181"-1.378" OD1, 1.969"-2.362" OD2 | 100 lb | 50 pc | cULus |

For 14-2 through 12-3 MC/AC cable, use part 166M. Total load of trapeze must not exceed 100 lb.

CABLE/CONDUIT

Clamps and Clips


WALL MOUNT CONDUIT CLIP

- Ideal for EMT support between wall studs with SGB/TSGB series brackets
- Quickly attaches pipe, conduit, MC/ AC and tube to wall surfaces
- Push-in installation of conduit
- Eliminates need for offset bending conduit
- Low-profile design minimizes snag potential
- Secure with powder-actuated tools, self-tapping concrete anchors or screw guns




Material: Spring Steel

Finish: nVent CADDY Armour

| Part # | Description |  |
|--------|---------------------------|---|
| WC812 | 1/2", 3/4" EMT, 1/4" Hole | 100 pc |


ONE HOLE STRAP FOR EMT CONDUIT

- Recommended for supporting horizontal runs of conduit from the face of a structural member
- Fastening hole in strap may be above or below conduit



Material: Steel

Finish: Electrogalvanized

| Part # | Description |  |
|-----------|-------------|---|
| EPS0050EG | 1/2" EMT | 100 pc |
| EPS0075EG | 3/4" EMT | 1 pc |
| EPS0100EG | 1" EMT | 100 pc |
| EPS0125EG | 1 1/4" EMT | 1 pc |
| EPS0150EG | 1 1/2" EMT | 100 pc |
| EPS0200EG | 2" EMT | 100 pc |

CABLE/CONDUIT

Clamps and Clips

NM CABLE CLIP

- Supports non-metallic sheathed cable with ground wire



Material: Spring Steel
Finish: nVent CADDY Armour



| Part # | Description |  |
|--------|-------------------------------|---|
| RMX | 14-2, 12-2 NM, 0.28"–0.32" OD | 100 pc |

Assemblies allow support from most main and substructures.


MC/AC CABLE SUPPORT BRACKET

- Neatly isolates, supports and secures MC/AC cables
- Properly spaces MC/AC cable to help eliminate bundling and NEC® & CEC derating issues
- Results in a "neat and workmanlike" installation



Material: Steel
Finish: Electrogalvanized



| Part # | Description |  |
|--|-----------------------------|---|
| Isolated Ground Cable Size: 12-3 to 8-2 MC/AC Cable Size: 10-3 to 8-3 Super Neutral Cable Size: 12-3 to 10-2 | | |
| MCS101 | 10-3 to 8-3 MC/AC, 7 Cable | 50 pc |
| MC/AC Cable Size: 14-3 to 10-2 Super Neutral Cable Size: 10-2 | | |
| MCS50 | 14-3 to 10-2 MC/AC, 4 Cable | 100 pc |
| MCS100 | 14-3 to 10-2 MC/AC, 8 Cable | 50 pc |

CABLE/CONDUIT Brackets and Hangers

WMX CABLE HANGER

- Bundle runs of MC or AC (refer to local authorities and NEC® Article 310 for derating ampacity when flexible power cables are used)
- Can be used with 4H series flange clips, DH2 / TDH deck clips, AO or AB nail brackets, VF14 vertical flange, AF14/122/123 Z purlin



Material: Steel
Finish: Electrogalvanized



| Part # | Description | F ↓ | Certification |
|--------|-------------|--------|---------------|
| WMX3 | 1 1/8" dia | 50 lb | cULus |
| WMX6 | 1 3/4" dia | 75 lb | cULus |

NM CABLE WITH OFFSET BRACKET

- Supports non-metallic sheathed cable with ground wire



Material: Spring Steel
Finish: nVent CADDY Armour



| Part # | Description | |
|--------|-------------------------------|--------|
| RMXAO | 14-2, 12-2 NM, 0.28"-0.32" OD | 100 pc |

Assemblies allow support from most main and substructures.

CABLE/CONDUIT

Brackets and Hangers

SBT MULTIPLE CONDUIT MOUNTING PLATE

- Single point structure attachment and easy “snap-in” field assembly of up to three conduit clips
- No tools necessary for installation of clips
- Eliminates need for offset bending conduit
- Available in a variety of riveted assemblies
- Helps eliminate multiple beam clamps or strut assemblies



Material: Spring Steel
Finish: nVent CADDY Armour

| Part # | Description | F | Box |
|--------|-------------------------------------|-------|-------|
| SBT18 | SBT Multiple Conduit Mounting Plate | 50 lb | 50 pc |

Static load ratings are per tab.

B18 COMBINATION BOX/CONDUIT HANGER

- One assembly provides support for horizontal electrical box and/or conduit from threaded rod
- Eliminates need for offset bending conduit
- 66% less Drop Wires (rod/wire application)
- NEC® & CEC compliant



Material: Spring Steel
Finish: nVent CADDY Armour



| Part # | Description | Box |
|----------|---|-------|
| 6MB18A | 3/8" Flexible, 14-2 to 12-3 MC/AC, 1/4" Hole, Plain | 25 pc |
| 812MB18A | 1/2", 3/4" EMT, 1/4" Hole, Plain | 25 pc |
| 812MB18S | 1/2", 3/4" EMT, w/Screw | 25 pc |
| 16MB18A | 1" EMT, 1/4" Hole, Plain | 25 pc |

NEC® 300.11 requires dedicated drop wire/rod. For single and multiple runs of conduit.

CABLE/CONDUIT


Combination Box/Conduit

B18-SBT BOX/MULTIPLE CONDUIT HANGER

- One assembly provides support for electrical box and/or conduit
- Single point structure attachment and easy “snap-in” field assembly of up to three conduit clips
- Eliminates need for offset bending conduit
- 66% less Drop Wires (rod/wire application)
- NEC® & CEC compliant



Material: Spring Steel
Finish: nVent CADDY Armour

| Part # | Description |  |
|----------|-------------|---|
| B18SBT18 | 1/4" Hole | 25 pc |


NEC® 300.11 requires dedicated drop wire/rod. For single and multiple runs of conduit. Hole Size value refers to mounting hole.

B18-CO BOX/MULTIPLE CONDUIT HANGER

- One assembly provides support for electrical box and/or conduit
- Comes with one conduit clip attached to each side with the ability to attach up to two more per side
- Eliminates need for offset bending conduit
- 66% less Drop Wires (rod/wire application)
- NEC® & CEC compliant



Material: Spring Steel
Finish: nVent CADDY Armour

| Part # | Description |  |
|------------|---|---|
| 6MB18ACO | 3/8" Flexible, 14-2 to 12-3 MC/AC, 1/4" Hole, Plain | 25 pc |
| 812MB18ACO | 1/2", 3/4" EMT, 1/4" Hole, Plain | 25 pc |
| 812MB18SCO | 1/2", 3/4" EMT, w/Screw | 25 pc |
| 16MB18ACO | 1" EMT, 1/4" Hole, Plain | 25 pc |

CABLE/CONDUIT


Combination Box/Conduit

B18-C03 BOX/MULTIPLE CONDUIT HANGER

- One assembly provides support for electrical box and/or conduit
- Comes with three conduit clips attached to each side
- Eliminates need for offset bending conduit
- 66% less Drop Wires (rod/wire application)
- NEC® & CEC compliant



Material: Spring Steel
Finish: nVent CADDY Armour

| Part # | Description |  |
|-----------|-----------------------------------|---|
| 6M3B18AC0 | 3/8" Flexible, 14-2 to 12-3 MC/AC | 25 pc |


B18-EM BOX/CONDUIT HANGER WITH FLANGE CLIP

- One assembly provides support for electrical box and/or conduit from beam flanges
- Eliminates need for offset bending conduit
- 66% less Drop Wires (rod/wire application)
- NEC® & CEC compliant



Material: Spring Steel
Finish: nVent CADDY Armour



| Part # | Description |  |
|-----------|--|---|
| 812MB1824 | 1/2", 3/4" EMT, 1/8"–1/4" Flange | 25 pc |
| 812MB1858 | 1/2", 3/4" EMT, 5/16"–1/2" Flange | 25 pc |
| 16MB1824 | 1" EMT, 1/8"–1/4" Flange | 25 pc |
| 16MB1858 | 1" EMT, 5/16"–1/2" Flange | 25 pc |
| 6MB1824 | 1/8"–1/4" Flange, 3/8" Flexible, 14-2 to 12-3 MC/AC | 25 pc |
| 6MB1858 | 5/16"–1/2" Flange, 3/8" Flexible, 14-2 to 12-3 MC/AC | 25 pc |

NEC® 300.11 requires dedicated drop wire/rod. For single and multiple runs of conduit.

CABLE/CONDUIT

Combination Box/Conduit

B18-MCS BOX/MC/AC CABLE HANGER

- One assembly provides support for horizontal electrical box and/or MC/AC cable from rod or wire
- Properly spaces MC/AC cable to help eliminate bundling and NEC® & CEC derating issues
- Neatly isolates, supports and secures MC/AC cables
- Results in a “neat and workmanlike” installation
- 66% less Drop Wires (rod/wire application)
- NEC® & CEC compliant




Material: Steel

Finish: Electrogalvanized

| Part # | Description |  |
|-----------|--------------------------------|---|
| MCS50B18A | B18-MCS Box/MC/AC Cable Hanger | 25 pc |


B18-CO-EM BOX/MULTIPLE CONDUIT HANGER WITH FLANGE CLIP

- One assembly provides support for electrical box and/or conduit from beam flanges
- Comes with one conduit clip attached to each side with the ability to attach up to two more per side
- Eliminates need for offset bending conduit
- 66% less Drop Wires (rod/wire application)
- NEC® & CEC compliant



Material: Spring Steel


Finish: nVent CADDY Armour

| Part # | Description |  |
|-------------|--|---|
| 812MB1824CO | 1/2", 3/4" EMT, 1/8"-1/4" Flange | 25 pc |
| 812MB1858CO | 1/2", 3/4" EMT, 5/16"-1/2" Flange | 25 pc |
| 16MB1824CO | 1" EMT, 1/8"-1/4" Flange | 25 pc |
| 16MB1858CO | 1" EMT, 5/16"-1/2" Flange | 25 pc |
| 6MB1824CO | 14-2 to 12-3 MC/AC, 1/8"-1/4" Flange, 3/8" Flexible | 25 pc |
| 6MB1858CO | 14-2 to 12-3 MC/AC, 5/16"-1/2" Flange, 3/8" Flexible | 25 pc |

CABLE/CONDUIT Combination Box/Conduit


B18-Z BOX/CONDUIT HANGER WITH ROD/WIRE CLIP

- One assembly provides support for electrical box and/or conduit from drop wire or rod
- Eliminates need for offset bending conduit
- 66% less Drop Wires (rod/wire application)
- NEC® & CEC compliant



Material: Spring Steel
Finish: nVent CADDY Armour



| Part # | Description |  |
|-----------|---|---|
| 6MB18 | 3/8" Flexible, 14-2 to 12-3 MC/AC, 1/4" Rod, #12 Wire | 25 pc |
| 6MB186 | 3/8" Flexible, 14-2 to 12-3 MC/AC, 3/8" Rod | 25 pc |
| 812MB18 | 1/2", 3/4" EMT, 1/4" Rod, #12 Wire | 25 pc |
| 812MB186 | 1/2", 3/4" EMT, 3/8" Rod | 25 pc |
| 812MB188Z | 1/2", 3/4" EMT, 1/2", 5/8" Rod | 25 pc |
| 16MB18 | 1" EMT, 1/4" Rod, #12 Wire | 25 pc |
| 16MB186 | 1" EMT, 3/8" Rod | 25 pc |

1/2" and 5/8" rod sizes are to be installed on threaded rod only. NEC® 300.11 requires dedicated drop wire/rod. For single and multiple runs of conduit.

B18-SBT-Z BOX/MULTIPLE CONDUIT HANGER WITH ROD/WIRE CLIP

- One assembly provides support for electrical box and/or conduit from drop wire or rod
- Single point structure attachment and easy "snap-in" field assembly of up to three conduit clips
- Eliminates need for offset bending conduit
- 66% less Drop Wires (rod/wire application)
- NEC® & CEC compliant



Material: Spring Steel
Finish: nVent CADDY Armour

| Part # | Description |  |
|------------|--------------------|---|
| B18SBT184Z | 1/4" Rod, #12 Wire | 25 pc |

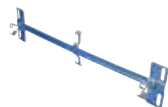
NEC® 300.11 requires dedicated drop wire/rod. For single and multiple runs of conduit.

CABLE/CONDUIT

Combination Box/Conduit


B18-CO-Z BOX/MULTIPLE CONDUIT HANGER WITH ROD/WIRE CLIP

- One assembly provides support for electrical box and/or conduit from drop wire or rod
- Comes with one conduit clip attached to each side with the ability to attach up to two more per side
- Eliminates need for offset bending conduit
- 66% less Drop Wires (rod/wire application)
- NEC® & CEC compliant




Material: Spring Steel

Finish: nVent CADDY Armour

| Part # | Description |  |
|-------------|---|---|
| 812MB18CO | 1/2", 3/4" EMT, 1/4" Rod, #12 Wire | 25 pc |
| 812MB186CO | 1/2", 3/4" EMT, 3/8" Rod | 25 pc |
| 812M6MB18CO | 1/2", 3/4" EMT, 14-2 to 12-3 MC/AC, 1/4" Rod, #12 Wire, 3/8" Flexible | 25 pc |
| 16MB18CO | 1" EMT, 1/4" Rod, #12 Wire | 25 pc |
| 16MB186CO | 1" EMT, 3/8" Rod | 25 pc |
| 6MB18CO | 14-2 to 12-3 MC/AC, 1/4" Rod, #8 Min, #12 Nom Wire, 3/8" Flexible | 25 pc |
| 6MB186CO | 14-2 to 12-3 MC/AC, 3/8" Rod, 3/8" Flexible | 25 pc |

B18-CO3-Z BOX/MULTIPLE CONDUIT HANGER

- One assembly provides support for electrical box and/or conduit from drop wire or rod
- Comes with three conduit clips attached to each side
- Eliminates need for offset bending conduit
- 66% less Drop Wires (rod/wire application)
- NEC® & CEC compliant



Material: Spring Steel

Finish: nVent CADDY Armour


| Part # | Description |  |
|----------|---------------------------------------|---|
| 6M3B18CO | B18-CO3-Z Box/Multiple Conduit Hanger | 25 pc |

CABLE/CONDUIT

Combination Box/Conduit


B18-MCS-Z BOX/MC/AC CABLE HANGER WITH ROD/WIRE CLIP

- One assembly provides support for horizontal electrical box and/or MC/AC cable from threaded rod
- Properly spaces MC/AC cable to help eliminate bundling and NEC® & CEC derating issues
- Neatly isolates, supports and secures MC/AC cables
- Results in a “neat and workmanlike” installation
- 66% less Drop Wires (rod/wire application)
- NEC® & CEC compliant



Material: Steel

Finish: Electrogalvanized

| Part # | Description |  |
|-----------|-----------------------------|---|
| MCS50B18 | 14-2 to 12-3 MC/AC, 4 Cable | 25 pc |
| MCS100B18 | 14-3 to 10-2 MC/AC, 8 Cable | 25 pc |


B18-CPNAM BOX/CONDUIT WITH DECK ANGLE BRACKET

- Meets the requirements of NEC® Section 300.4(E)
- Supports conduit or pipe 1-1/2” (38 mm) under the roof decking to prevent potential damage from nails or screws
- Supports box and conduit with one attachment point



Material: Steel, Spring Steel

Finish: nVent CADDY Armour, Plain

| Part # | Description |  |
|--------------|-----------------------------------|---|
| 812MB18CPNAM | 1/2”, 3/4” EMT | 25 pc |
| 16MB18CPNAM | 1” EMT | 25 pc |
| 6MB18CPNAM | 14-2 to 12-3 MC/AC, 3/8” Flexible | 25 pc |

CABLE/CONDUIT


Combination Box/Conduit

B18-SBT-CPNAM BOX/MULTIPLE CONDUIT WITH DECK ANGLE BRACKET

- Meets the requirements of NEC® Section 300.4(E)
- Supports conduit or pipe 1-1/2" (38 mm) under the roof decking to prevent potential damage from nails or screws
- Supports box and conduit with one attachment point



Material: Steel
Finish: Plain


| Part # | Description |  |
|---------------|--|---|
| B18SBT18CPNAM | B18-SBT-CPNAM Box/Multiple Conduit with Deck Angle Bracket | 25 pc |

B18-TDH BOX/CONDUIT WITH DECK HANGER

- Meets the requirements of NEC® Section 300.4(E)
- Supports conduit or pipe 1-1/2" (38 mm) under the roof decking to prevent potential damage from nails or screws
- Supports box and conduit with one attachment point



Material: Spring Steel
Finish: nVent CADDY Armour

| Part # | Description |  |
|------------|-----------------------------------|---|
| 812MB18TDH | 1/2", 3/4" EMT | 25 pc |
| 16MB18TDH | 1" EMT | 25 pc |
| 6MB18TDH | 3/8" Flexible, 14-2 to 12-3 MC/AC | 25 pc |

CABLE/CONDUIT

Combination Box/Conduit

B18-SBT-TDH BOX/MULTIPLE CONDUIT WITH DECK HANGER

- Meets the requirements of NEC® Section 300.4(E)
- Supports conduit or pipe 1-1/2" (38 mm) under the roof decking to prevent potential damage from nails or screws
- Supports box and conduit with one attachment point




Material: Spring Steel
Finish: nVent CADDY Armour

| Part # | Description |  |
|-------------|---|---|
| B18SBT18TDH | B18-SBT-TDH Box/Multiple Conduit with Deck Hanger | 25 pc |

WIRE BASKET TRAY CLIP

- Attaches wire basket tray to strut without additional hardware
- No tools required



Material: Spring Steel
Finish: nVent CADDY Armour

| Part # | Description |
|--------|------------------|
| KBT | 3/16"–5/16" Wire |

Use two clips per strut support for trays up to 12" (300mm). Use three clips per strut support for trays up to 18" (457mm) and add one clip per strut support for each additional 6" (150mm) of tray width. No load rating, for positioning only.

SNAP-ON CABLE TRAY CLIP TO ROD

- Easily secures to basket tray
- Quick attachment to threaded rod or wire
- Fully adjustable and easy to relocate to accommodate changes once installed
- No tools required for installation



Material: Spring Steel
Finish: nVent CADDY Armour

| Part # | Description |  |  |
|----------|-----------------|---|---|
| 6Z34VF14 | 5/16", 3/8" Rod | 20 lb | 100 pc |

CABLE/CONDUIT

Cable Tray and Accessories

CABLE TRAY SUPPORT FOR AIR HANDLING SPACES

- Provides an easy method for supporting cable tray below raised floors



Material: Steel

Finish: Polyester

Static Load Safety Factor: 3:1

| Part # | Description |  |  |
|-----------|-----------------------------|---|---|
| RPS50AHGP | 2 5/16" x 10 1/2" x 3 5/16" | 50 lb | 10 pc |




UNIVERSAL TRAY SUPPORT

- Universal design to accommodate various cable tray hanging methods including ceiling, wall, threaded rod, or cable hanging systems
- C-shape maintains accessibility to cables after installation is completed
- Strut profile on both arms allow for two runs of cable trays per bracket
- Top tab can be bent allowing for extra wide cable trays to be installed when two brackets are fastened back-to-back
- Key holes provided for wall mount applications
- Works with the KBT Wire Basket Tray Clip for securing wire basket cable tray or J-bolts for securing cable ladder




Material: Steel

Finish: Electrogalvanized

| Part # | Description |  |  |  |
|--------|-------------|---|---|---|
| UTS150 | 6.5" | 100 lb | 200 lb | 20 pc |
| UTS200 | 8.8" | 100 lb | 200 lb | 20 pc |
| UTS300 | 12.7" | 100 lb | 200 lb | 10 pc |

Refer to Static Load 1 for installations with threaded rod. Refer to Static Load 2 for wall mount and 3 mm nVent CADDY Speed Link installations.

Structural Attachments



STRUCTURAL ATTACHMENTS

Beam/Purlin




300 UNIVERSAL BEAM CLAMP

- Conforms with Federal Specification WW-H-171 (Type 23), Manufacturers Standardization Society ANSI®/MSS-SP-58 (Type 19 and 23)



Material: Steel

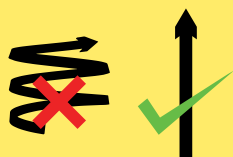


| Part # | Description |  F1 |  F2 |  | Certification |
|---------------------------|---------------------------------|--|--|---|---------------|
| Finish: Electrogalvanized | | | | | |
| 3000037EG | EG, 3/8" Rod, 13/16" Max Flange | 500 lb | 250 lb | 100 pc | cULus, FM |
| 3000050EG | EG, 1/2" Rod, 13/16" Max Flange | 950 lb | 760 lb | 50 pc | cULus, FM |
| 3000062EG | EG, 5/8" Rod, 13/16" Max Flange | 950 lb | 760 lb | 50 pc | cULus |
| 3000075EG | EG, 3/4" Rod, 13/16" Max Flange | 950 lb | 760 lb | 50 pc | cULus |
| 3000087EG | EG, 7/8" Rod, 13/16" Max Flange | 950 lb | 760 lb | 50 pc | cULus |
| Finish: Plain | | | | | |
| 3000037PL | 3/8" Rod, 13/16" Max Flange | 500 lb | 250 lb | 100 pc | cULus, FM |
| 3000050PL | 1/2" Rod, 13/16" Max Flange | 950 lb | 760 lb | 50 pc | cULus, FM |
| 3000062PL | 5/8" Rod, 13/16" Max Flange | 950 lb | 760 lb | 50 pc | cULus |
| 3000075PL | 3/4" Rod, 13/16" Max Flange | 950 lb | 760 lb | 50 pc | cULus |
| 3000087PL | 7/8" Rod, 13/16" Max Flange | 950 lb | 760 lb | 50 pc | cULus |

Setscrew must be tightened and torqued onto the sloped side of the I-beam. Recognizing that torque wrenches are generally not used or available on many job sites, the setscrew should be tightened so it contacts the I-beam and then an additional 1/4 to 1/2 turn added.



Beam Clamps with CADDY Rod Lock "push-to-install" technology for threaded rod applications are available on page 274.



"Push-to-install" Technology

- Prefabricated assemblies easily lift and lock into place, helping to save time and money
- Easy "push-to-install" design allows installers to simply push the threaded rod through the mounting hole, instantly holding it in position
- Lock nut can be finger tightened, locking the rod in place
- Works with slightly damaged threads and minor burrs on the threaded rod

STRUCTURAL ATTACHMENTS

Beam/Purlin




310 UNIVERSAL BEAM CLAMP, THICK FLANGE

- Universal beam clamp for thick beams
- Conforms with Federal Specification WW-H-171 (Type 23), Manufacturers Standardization Society ANSI®/MSS-SP-58 (Type 19 and 23)



Material: Steel



| Part # | Description |  |  |  |
|---------------------------|---------------------------------|---|---|---|
| Finish: Electrogalvanized | | | | |
| 3100037EG | EG, 3/8" Rod, 1 1/4" Max Flange | 500 lb | 250 lb | 50 pc |
| 3100050EG | EG, 1/2" Rod, 1 1/4" Max Flange | 950 lb | 760 lb | 50 pc |
| Finish: Plain | | | | |
| 3100037PL | 3/8" Rod, 1 1/4" Max Flange | 500 lb | 250 lb | 50 pc |
| 3100050PL | 1/2" Rod, 1 1/4" Max Flange | 950 lb | 760 lb | 50 pc |

Setscrew must be tightened and torqued onto the sloped side of the I-beam. Recognizing that torque wrenches are generally not used or available on many job sites, the setscrew should be tightened so it contacts the I-beam and then an additional 1/4 to 1/2 turn added.

BC26 UNIVERSAL BEAM CLAMP WITH TAPPED HOLE

- One thru-hole for easier installation of threaded rod
- Conforms with Federal Specification WW-H-171 (Type 23), Manufacturers Standardization Society ANSI®/MSS-SP-58 (Type 19 and 23)



Material: Cast Iron
Finish: Electrogalvanized



| Part # | Description |  |  |  |
|------------|--|---|---|---|
| BC260025EG | 1/4" Rod, 13/16" Max Flange, 1/4" Hole, Threaded | 250 lb | 100 lb | 100 pc |

Setscrew must be tightened and torqued onto the sloped side of the I-beam. Recognizing that torque wrenches are generally not used or available on many job sites, the setscrew should be tightened so it contacts the I-beam and then an additional 1/4 to 1/2 turn added.

STRUCTURAL ATTACHMENTS

Beam/Purlin

305 STAINLESS STEEL BEAM CLAMP, TOP MOUNT

- Pressed steel beam clamp
- Structural attachment to top flange of metal beams, purlins, channel, or angle iron
- Conforms with Federal Specification WW-H-171 (Type 23), Manufacturers Standardization Society ANSI®/MSS-SP-58 (Type 19)



Material: Stainless Steel 304 (EN 1.4301)



| Part # | Description | F ↓ | ☐ |
|-----------|---------------------------|----------|--------|
| 3050037S4 | 3/8" Rod, 5/8" Max Flange | 500 lb | 100 pc |
| 3050050S4 | 1/2" Rod, 5/8" Max Flange | 1,130 lb | 100 pc |

Set screw must be tightened and torqued onto the sloped side of the I-beam, channel, or angle iron flange. Recognizing that torque wrenches are generally not used or available on many job sites, the setscrew should be tightened so it contacts the I-beam and then an additional 1/4 to 1/2 turn added.

SBC STAMPED BEAM CLAMP, TOP MOUNT

- Allows structural attachment to metal beams, bar joist, channel, or angle iron in top mount position only unless used on a parallel flange
- Lightweight, one-piece stamped body provides superior strength and eliminates deficiencies associated with castings
- Spins onto threaded rod and allows for easy adjustment
- Conforms with Federal Specification WW-H-171 (Type 23), Manufacturers Standardization Society ANSI®/MSS-SP-58 (Type 19)



Material: Steel
Finish: Pregalvanized



| Part # | Description | F ↓ | ☐ |
|--------|---------------------------|--------|-------|
| SBC037 | 3/8" Rod, 3/4" Max Flange | 500 lb | 50 pc |

Set screw must be tightened and torqued onto the sloped side of the I-beam, channel, or angle iron flange. Recognizing that torque wrenches are generally not used or available on many job sites, the setscrew should be tightened so it contacts the I-beam and then an additional 1/4 to 1/2 turn added.

STRUCTURAL ATTACHMENTS

Beam/Purlin

BC BEAM CLAMP

- Easy installation to beam flanges



Material: Spring Steel
Finish: nVent CADDY Armour



| Part # | Description | F | |
|--------|--|--------|------------|
| BC | 1/4" Rod 1, #10 Rod 2, 1/2" Max Flange | 100 lb | 100 pc |
| BCBP | 1/4" Rod 1, #10 Rod 2, 1/2" Max Flange | 100 lb | 15 x 10 pc |

Setscrew must be tightened and torqued onto the sloped side of the I-beam.

BC200/BC400 BEAM CLAMP

- Threaded hole on back and bottom



Material: Steel
Finish: Electrogalvanized



| Part # | Description | F | |
|--------|----------------------------|--------|-------|
| BC200 | 1/4" Rod, 0.5" Max Flange | 123 lb | 50 pc |
| BC400 | 3/8" Rod, 0.75" Max Flange | 200 lb | 25 pc |

Setscrew must be tightened and torqued onto the sloped side of the I-beam.

STRUCTURAL ATTACHMENTS

Beam/Purlin

BC10 MULTI-FUNCTION BEAM CLAMP

- Structural attachment to beams to support threaded rod



Material: Steel
Finish: Electrogalvanized

| Part # | Description |  |  |  |
|------------|---------------------------------|---|---|---|
| BC100000EG | 3/8", 1/2" Rod, 3/4" Max Flange | 500 lb | 300 lb | 25 pc |

Setscrew must be tightened and torqued onto the sloped side of the I-beam.

BC10 BEAM CLAMP WITH BC15 SWIVEL

- Swivel attachment suitable for sloped beams



Material: Steel
Finish: Electrogalvanized

| Part # | Description |  |  |
|------------|---------------------------------|---|---|
| BC101500EG | 3/8", 1/2" Rod, 3/4" Max Flange | 500 lb | 25 pc |

Setscrew must be tightened and torqued onto the sloped side of the I-beam. Recognizing that torque wrenches are generally not used or available on many job sites, the setscrew should be tightened so it contacts the I-beam and then an additional 1/4 to 1/2 turn added.

STRUCTURAL ATTACHMENTS

Beam/Purlin

BC11/BC12 MULTI-FUNCTION CLAMP WITH J-BOLT

- Structural attachment to beams to support threaded rod
- J-bolt provides additional stability in high vibration environments



Material: Steel
Finish: Electrogalvanized

| Part # | Description |  |  |  |
|------------|---------------------------------|---|---|---|
| BC110000EG | 3/8", 1/2" Rod, 3/4" Max Flange | 500 lb | 300 lb | 25 pc |
| BC120000EG | 3/8", 1/2" Rod, 3/4" Max Flange | 500 lb | 300 lb | 25 pc |



Setscrew must be tightened and torqued onto the sloped side of the I-beam.

BC13 WELDED BEAM CLAMP, STANDARD DUTY

- Structural attachment to beams to support threaded rod



Material: Steel
Finish: Electrogalvanized

| Part # | Description |  |  |
|------------|---------------------------|---|---|
| BC130025EG | 1/4" Rod, 7/8" Max Flange | 650 lb | 20 pc |
| BC130037EG | 3/8" Rod, 7/8" Max Flange | 650 lb | 20 pc |
| BC130050EG | 1/2" Rod, 7/8" Max Flange | 1,100 lb | 20 pc |
| BC130062EG | 5/8" Rod, 7/8" Max Flange | 1,600 lb | 10 pc |

Setscrew must be tightened and torqued onto the sloped side of the I-beam. Recognizing that torque wrenches are generally not used or available on many job sites, the setscrew should be tightened so it contacts the I-beam and then an additional 1/4 to 1/2 turn added.

STRUCTURAL ATTACHMENTS

Beam/Purlin

BC14 WELDED BEAM CLAMP, HEAVY DUTY

- Structural attachment to beams to support threaded rod



Material: Steel

Finish: Electrogalvanized

| Part # | Description | F ↓ | ☐ |
|------------|-----------------------------|----------|-------|
| BC140037EG | 3/8" Rod, 1 5/8" Max Flange | 800 lb | 20 pc |
| BC140050EG | 1/2" Rod, 1 5/8" Max Flange | 1,300 lb | 20 pc |
| BC140062EG | 5/8" Rod, 1 5/8" Max Flange | 1,900 lb | 10 pc |

Setscrew must be tightened and torqued onto the sloped side of the I-beam. Recognizing that torque wrenches are generally not used or available on many job sites, the setscrew should be tightened so it contacts the I-beam and then an additional 1/4 to 1/2 turn added.

C-CLAMP

- Pressed steel beam clamp
- Conforms with Federal Specification WW-H-171 (Type 23), Manufacturers Standardization Society ANSI®/MSS-SP-58 (Type 23)



Material: Steel

Static Load Safety Factor: 3.5:1

| Part # | Description | F ↓ | ☐ |
|---------------------------|-------------------------------|--------|--------|
| Finish: Electrogalvanized | | | |
| 2000037EG | EG, 3/8" Rod, 3/4" Max Flange | 250 lb | 100 pc |
| Finish: Plain | | | |
| 2000037PL | 3/8" Rod, 3/4" Max Flange | 250 lb | 100 pc |

Setscrew must be tightened and torqued onto the sloped side of the I-beam. Recognizing that torque wrenches are generally not used or available on many job sites, the setscrew should be tightened so it contacts the I-beam and then an additional 1/4 to 1/2 turn added.

STRUCTURAL ATTACHMENTS

Beam/Purlin

C-CLAMP FOR STRUT AND ROD

- Dual purpose beam clamp for rod and strut
- Conforms with Federal Specification WW-H-171 (Type 23), Manufacturers Standardization Society ANSI®/MSS-SP-58 (Type 23)



Material: Steel
Finish: Pregalvanized



| Part # | Description | F ↓ | | Certification |
|----------|---------------------------|--------|-------|---------------|
| 200RS375 | 3/8" Rod, 5/8" Max Flange | 250 lb | 10 pc | cULus |
| 200RS500 | 1/2" Rod, 5/8" Max Flange | 360 lb | 10 pc | - |

Setscrew must be tightened and torqued onto the sloped side of the I-beam. Load rating is per fastener with a 3X safety factor. Actual installation must be evaluated to determine load on the individual fastener. Recognizing that torque wrenches are generally not used or available on many job sites, the setscrew should be tightened so it contacts the I-beam and then an additional 1/4 to 1/2 turn added.

STRUCTURAL ATTACHMENTS


Beam/Purlin

300C STANDARD RETAINER STRAP

- Retainer strap for beam clamps



Material: Steel
Finish: Pregalvanized

| Part # | Description |  |
|------------|---------------|---|
| 300C3706EG | 3/8" Rod, 6" | 100 pc |
| 300C3708EG | 3/8" Rod, 8" | 100 pc |
| 300C3710EG | 3/8" Rod, 10" | 100 pc |
| 300C3712EG | 3/8" Rod, 12" | 100 pc |
| 300C3714EG | 3/8" Rod, 14" | 100 pc |
| 300C3716EG | 3/8" Rod, 16" | 100 pc |
| 300C3718EG | 3/8" Rod, 18" | 1 pc |
| 300C5008EG | 1/2" Rod, 8" | 100 pc |
| 300C5010EG | 1/2" Rod, 10" | 100 pc |
| 300C5012EG | 1/2" Rod, 12" | 100 pc |
| 300C5014EG | 1/2" Rod, 14" | 100 pc |
| 300C5016EG | 1/2" Rod, 16" | 1 pc |
| 300C6206EG | 5/8" Rod, 6" | 100 pc |
| 300C6208EG | 5/8" Rod, 8" | 100 pc |
| 300C6210EG | 5/8" Rod, 10" | 100 pc |
| 300C6212EG | 5/8" Rod, 12" | 100 pc |
| 300C6214EG | 5/8" Rod, 14" | 100 pc |
| 300C7506EG | 3/4" Rod, 6" | 100 pc |
| 300C7508EG | 3/4" Rod, 8" | 100 pc |
| 300C7510EG | 3/4" Rod, 10" | 100 pc |
| 300C7514EG | 3/4" Rod, 14" | 100 pc |
| 300C8706EG | 7/8" Rod, 6" | 100 pc |
| 300C8708EG | 7/8" Rod, 8" | 100 pc |
| 300C8714EG | 7/8" Rod, 14" | 100 pc |

Field bend and use jam nut over hanger rod to secure. Add 2" to width of flange to determine minimum length strap required.

STRUCTURAL ATTACHMENTS

Beam/Purlin


RS RETROFIT RETAINER STRAP

- Ideal for both new and existing applications
- Can be installed without disassembly of the hanging system and/or removing the clamp
- Compatible with all standard nVent CADDY beam clamps and can be secured to either the set screw or threaded rod
- Large teardrop-shaped opening is compatible with multiple threaded rod diameters, reducing inventory by 50%
- Coined edge on teardrop-shaped opening locks into rod, eliminating shifting during install
- Provides a secure attachment in seismic zones and complies with NFPA® requirements
- Meets the UL® load test for retainer straps



Material: Steel
Finish: Pregalvanized



| Part # | Description |  |
|--------|-------------|--|
| RS06 | 6 1/2" | 100 pc |
| RS08 | 8 1/2" | 100 pc |
| RS10 | 10 1/2" | 100 pc |
| RS12 | 12 1/2" | 100 pc |
| RS14 | 14 1/2" | 100 pc |
| RS16 | 16 1/2" | 100 pc |
| RS18 | 18 1/2" | 50 pc |

Add 2" to width of flange to determine minimum length strap required.

STRUCTURAL ATTACHMENTS

Beam/Purlin


34SL RETROFIT RETAINER STRAP

- Retrofit retainer strap for beam clamps



Material: Steel
Finish: Pregalvanized



| Part # | Description |  |
|-------------|-------------|---|
| 034SL0600EG | 6" | 100 pc |
| 034SL0800EG | 8" | 100 pc |
| 034SL1000EG | 10" | 100 pc |
| 034SL1200EG | 12" | 100 pc |
| 034SL1400EG | 14" | 100 pc |


Field bend and use jam nut over hanger rod to secure. Add 2" to width of flange to determine minimum length strap required.

35RS TWO HOLE RETAINER STRAP

- Retainer strap for beam clamps



Material: Steel
Finish: Pregalvanized

| Part # | Description |  |
|-------------|-------------|---|
| 035RS0600EG | 6" | 100 pc |
| 035RS0800EG | 8" | 100 pc |
| 035RS1000EG | 10" | 100 pc |
| 035RS1200EG | 12" | 100 pc |
| 035RS1400EG | 14" | 100 pc |
| 035RS1600EG | 16" | 100 pc |
| 035RS1800EG | 18" | 100 pc |


Field bend and use jam nut over hanger rod to secure.

STRUCTURAL ATTACHMENTS


Beam/Purlin

BC09 RETAINER STRAP FOR BC13/14 SERIES

- Retainer strap for BC13/BC14 beam clamps



Material: Steel
Finish: Electrogalvanized



| Part # | Description |  |
|------------|-------------|---|
| BC090900EG | 9" | 50 pc |
| BC091200EG | 12" | 50 pc |
| BC091500EG | 15" | 25 pc |

360 ADJUSTABLE CENTER-LOAD BEAM CLAMP KIT

- Includes Series 26 Beam Clamp Extension Piece



Material: Steel, Cast Iron
Finish: Plain

| Part # | Description |  |  |
|-----------|---------------------------|---|---|
| 3600037PL | 3/8" Rod, 2" Max Pipe | 600 lb | 20 pc |
| 3600050PL | 1/2" Rod, 3 1/2" Max Pipe | 1,130 lb | 20 pc |
| 3600062PL | 5/8" Rod, 5" Max Pipe | 1,365 lb | 20 pc |
| 3600075PL | 3/4" Rod, 6" Max Pipe | 1,365 lb | 20 pc |
| 3600087PL | 7/8" Rod, 12" Max Pipe | 1,365 lb | 20 pc |

Reduced hanger spacing is required when supporting 10" and 12" pipe. Install in accordance with applicable code.

STRUCTURAL ATTACHMENTS

Beam/Purlin

PH MULTI-PURPOSE PURLIN CLAMP

- Attaches to bottom of purlins and beams to support threaded rod



Material: Steel
Finish: Electrogalvanized



| Part # | Description | Static Load 1 | Static Load 2 | |
|--------|---------------------------|---------------|---------------|-------|
| PH4 | 1/4" Rod, 1/4" Max Flange | 200 lb | 160 lb | 25 pc |
| PH6 | 3/8" Rod, 1/4" Max Flange | 200 lb | 160 lb | 25 pc |
| PH6FP | 3/8" Rod, 1/4" Max Flange | 200 lb | - | 25 pc |

A jam nut is required for fire protection applications. Refer to Static Load 1 when attaching to C and Z purlins. Refer to Static Load 2 when attaching to a flat flange. Recognizing that torque wrenches are generally not used or available on many job sites, the setscrew should be tightened so it contacts the I-beam and then an additional 1/4 to 1/2 turn added.

PHSW MULTI-PURPOSE PURLIN CLAMP WITH SWIVEL

- Attachment to bottom of purlins and beams to support threaded rod
- Swivel feature option for attachment to purlins under sloped roofs



Material: Steel
Finish: Electrogalvanized



| Part # | Description | Static Load 1 | Static Load 2 | |
|---------|---------------------------|---------------|---------------|-------|
| PHSW4 | 1/4" Rod, 1/4" Max Flange | 200 lb | 160 lb | 25 pc |
| PHSW6 | 3/8" Rod, 1/4" Max Flange | 200 lb | 160 lb | 25 pc |
| PHSW6FP | 3/8" Rod, 1/4" Max Flange | 200 lb | - | 25 pc |

A jam nut is required for fire protection applications. Refer to Static Load 1 when attaching to C and Z purlins. Refer to Static Load 2 when attaching to a flat flange. Recognizing that torque wrenches are generally not used or available on many job sites, the setscrew should be tightened so it contacts the I-beam and then an additional 1/4 to 1/2 turn added.

STRUCTURAL ATTACHMENTS

Beam/Purlin

315 MALLEABLE IRON PURLIN CLAMP

- Attaches to lower flange of metal beams or purlins
- Supports 45° flanges up to 2" long, and 90° flanges up to 1-1/2" high
- Conforms with Federal Specification WW-H-171 (Type 23), Manufacturers Standardization Society ANSI/MSS-SP-58 (Type 23)



Material: Cast Iron

| Part # | Description | F | ↓ | ↓ | ↓ |
|---------------------------|-----------------------------|--------|-------|---|---|
| Finish: Electrogalvanized | | | | | |
| 3150037EG | EG, 3/8" Rod, 1" Max Flange | 400 lb | 25 pc | | |
| Finish: Plain | | | | | |
| 3150037PL | 3/8" Rod, 1" Max Flange | 400 lb | 25 pc | | |

Setscrew must be tightened and torqued onto the sloped side of the I-beam. Install in accordance with applicable code. Recognizing that torque wrenches are generally not used or available on many job sites, the setscrew should be tightened so it contacts the I-beam and then an additional 1/4 to 1/2 turn added.

122 SERIES Z PURLIN CLIP

- Hammer-on clip compensates for angle of purlin
- Provides a portable hole
- Side mount



Material: Spring Steel
Finish: nVent CADDY Armour



| Part # | Description | F | ↓ | ↓ | ↓ |
|--------|-----------------------------|--------|--------|---|---|
| 122 | 1/4" Hole, 1/16" Max Flange | 100 lb | 100 pc | | |

STRUCTURAL ATTACHMENTS

Beam/Purlin

123 SERIES Z PURLIN CLIP

- Hammer-on clip compensates for angle of purlin
- Provides method for attaching conduit and boxes to purlin
- Bottom mount



Material: Spring Steel
Finish: nVent CADDY Armour



| Part # | Description | F | |
|--------|------------------------------|--------|--------|
| 123 | 1/4" Hole, 0.06"–0.1" Flange | 100 lb | 100 pc |

AF SERIES Z PURLIN CLIP

- Angle flange clip for wire or chain suspensions from Z purlins
- Installs from floor with VAFT tool and conduit



Material: Spring Steel
Finish: nVent CADDY Armour



| Part # | Description | F | |
|--------|------------------------------|--------|--------|
| AF14 | 1/4" Hole, 1/16"–1/4" Flange | 100 lb | 100 pc |

VF SERIES C PURLIN CLIP

- Provides an attachment for nVent CADDY Speed Link assemblies, wire, S-hooks, or chain from purlin and bar joist
- Installs from floor with VAFT tool and conduit



Material: Spring Steel
Finish: nVent CADDY Armour



| Part # | Description | F | |
|--------|------------------------------|--------|--|
| VF14 | 1/16"–1/4" Flange, 1/4" Hole | 160 lb | |

STRUCTURAL ATTACHMENTS

Beam/Purlin

VAFT INSTALLATION TOOL FOR PURLIN CLIPS

- Installation tool for VF & AF assemblies
- Used to install the AF or VF rod clips from the floor



Material: Steel

| Part # | Description |  |
|--------|-------------------|---|
| VAFT | Installation Tool | 1 pc |
| VAFTR | Replacement Parts | 1 pc |


HAMMER-ON FLANGE CLIP, BOTTOM MOUNT

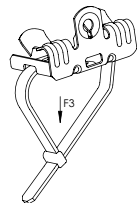
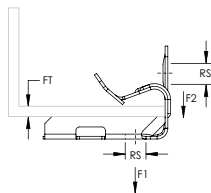
- Can be used to support boxes, fixtures or other applications from beam flanges
- Assorted attachment points provided to reduce inventory
- Requires only a hammer to install



Material: Spring Steel
Finish: nVent CADDY Armour



| Part # | Flange Thickness FT | Rod Size | F1 | F2 | F3 |  |
|--------|---------------------|----------|--------|-------|-------|---|
| M24 | 1/8"–1/4" | 1/4" | 100 lb | 25 lb | 75 lb | 100 pc |
| M58 | 5/16"–1/2" | 1/4" | 100 lb | 25 lb | 75 lb | 100 pc |
| M912 | 9/16"–3/4" | 1/4" | 100 lb | 25 lb | 75 lb | 100 pc |
| M1318 | 13/16"–1 1/8" | 1/4" | 100 lb | 25 lb | 75 lb | 50 pc |



STRUCTURAL ATTACHMENTS

Beam/Purlin

HAMMER-ON FLANGE CLIP, BOTTOM MOUNT WITH STUD

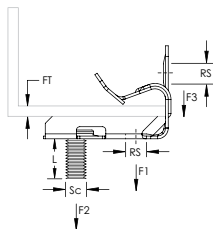
- Can be used to support boxes, fixtures or other applications from beam flanges
- Captive threaded stud minimizes the need for additional hardware
- Assorted attachment points provided to reduce inventory
- Requires only a hammer to install



Material: Spring Steel
Finish: nVent CADDY Armour



| Part # | Flange Thickness FT | Rod Size | Screw Dia. SC | Screw Length L | F1 | F2 | F3 | |
|--------|---------------------|----------|---------------|----------------|--------|-------|-------|--------|
| M24S | 1/8"–1/4" | 1/4" | 1/4" | 3/8" | 100 lb | 75 lb | 25 lb | 100 pc |
| M58S | 5/16"–1/2" | 1/4" | 1/4" | 3/8" | 100 lb | 75 lb | 25 lb | 100 pc |
| M912S | 9/16"–3/4" | 1/4" | 1/4" | 3/8" | 100 lb | 75 lb | 25 lb | 100 pc |
| M1318S | 13/16"–1 1/8" | 1/4" | 1/4" | 3/8" | 100 lb | 75 lb | 25 lb | 50 pc |



HAMMER-ON FLANGE CLIP, BOTTOM MOUNT WITH RETAINER

- Pre-ripped retainer strap is easily bent into position
- Requires only a hammer to install
- 4WN washer wing nut included



Material: Spring Steel
Finish: nVent CADDY Armour

| Part # | Description | | |
|--------|------------------------------|-------|-------|
| CM24S | 1/8"–1/4" Flange, 8.5" Strap | 75 lb | 50 pc |
| CM58S | 5/16"–1/2" Flange, 13" Strap | 75 lb | 50 pc |
| CM912S | 9/16"–3/4" Flange, 13" Strap | 75 lb | 50 pc |

STRUCTURAL ATTACHMENTS

Beam/Purlin

HAMMER-ON FLANGE CLIP, SIDE MOUNT

- Provides an attachment for wire, S-hooks, chain, nVent CADDY Speed Link or other assemblies to flanges and profiles
- Fits most beams
- Installs with just a hammer



| Part # | Description | F ↓ | Certification |
|---|-------------------------|--------|---------------|
| Material: Spring Steel – Finish: nVent CADDY Armour | | | |
| 2H4 | 3/32"–9/64" Flange | 160 lb | cULus |
| 4H24 | 1/8"–1/4" Flange | 200 lb | cULus |
| 4H58 | 5/16"–1/2" Flange | 200 lb | cULus |
| 4H912 | 9/16"–3/4" Flange | 200 lb | cULus |
| 4H1318 | 13/16"–1 1/8" Flange | 200 lb | cULus |
| Material: Stainless Steel 301 (EN 1.4310) | | | |
| 4H24SS | S301, 1/8"–1/4" Flange | 140 lb | – |
| 4H58SS | S301, 5/16"–1/2" Flange | 140 lb | – |
| 4H912SS | S301, 9/16"–3/4" Flange | 140 lb | – |

H-TI/T ROD TO FLANGE CLIP

- Suspends threaded rod from beam flanges
- Threaded rod hanger can swivel to provide a vertical dropdown
- Requires only a hammer to install



Material: Spring Steel
Finish: nVent CADDY Armour



| Part # | Description | F ↓ |
|--------|---|--------|
| 4TI24 | 0.25" Hole, Threaded, 0.125"–0.25" Flange | 200 lb |
| 4TI58 | 0.25" Hole, Threaded, 0.3125"–0.5" Flange | 200 lb |
| 4TI912 | 0.25" Hole, Threaded, 0.5625"–0.75" Flange | 200 lb |
| 6TA24 | 0.375" Hole, Plain, 0.125"–0.25" Flange | 200 lb |
| 6TA58 | 0.375" Hole, Plain, 0.3125"–0.5" Flange | 200 lb |
| 6TA912 | 0.375" Hole, Plain, 0.5625"–0.75" Flange | 200 lb |
| 6TI24 | 0.375" Hole, Threaded, 0.125"–0.25" Flange | 200 lb |
| 6TI58 | 0.375" Hole, Threaded, 0.3125"–0.5" Flange | 200 lb |
| 6TI912 | 0.375" Hole, Threaded, 0.5625"–0.75" Flange | 200 lb |

STRUCTURAL ATTACHMENTS

Beam/Purlin

H-TI/TR ROD TO FLANGE CLIP WITH RETAINER

- Pre-riveted retainer strap is easily bent into position
- Suspends threaded rod from beam flanges
- Threaded rod hanger can swivel to provide a vertical dropdown
- Requires only a hammer to install



Material: Spring Steel

Finish: nVent CADDY Armour

| Part # | Description | F | ☐ |
|---------|-----------------------------|--------|-------|
| C4TI24 | 1/4" Rod, 1/8"-1/4" Flange | 200 lb | 50 pc |
| C4TI58 | 1/4" Rod, 5/16"-1/2" Flange | 200 lb | 50 pc |
| C4TI912 | 1/4" Rod, 9/16"-3/4" Flange | 200 lb | 50 pc |
| C6TI24 | 3/8" Rod, 1/8"-1/4" Flange | 200 lb | 50 pc |
| C6TI58 | 3/8" Rod, 5/16"-1/2" Flange | 200 lb | 50 pc |
| C6TI912 | 3/8" Rod, 9/16"-3/4" Flange | 200 lb | 50 pc |

H-6A ROD TO FLANGE CLIP

- Requires only a hammer to install



Material: Spring Steel

Finish: nVent CADDY Armour



| Part # | Description | F | ☐ |
|--------|-----------------------------|--------|--------|
| 6A24 | 1/8"-1/4" Flange, 3/8" Rod | 200 lb | 100 pc |
| 6A58 | 5/16"-1/2" Flange, 3/8" Rod | 200 lb | 100 pc |
| 6A912 | 9/16"-3/4" Flange, 3/8" Rod | 200 lb | 100 pc |

STRUCTURAL ATTACHMENTS

Beam/Purlin

H-708 ROD/WIRE TO FLANGE CLIP

- Requires only a hammer to install



Material: Spring Steel
Finish: nVent CADDY Armour



| Part # | Description | F ↓ | ☐ |
|--------|--------------------------------------|--------|--------|
| 70824 | 1/8"–1/4" Flange, 1/4" Rod, #8 Wire | 200 lb | 100 pc |
| 70858 | 5/16"–1/2" Flange, 1/4" Rod, #8 Wire | 200 lb | 100 pc |
| 708912 | 9/16"–3/4" Flange, 1/4" Rod, #8 Wire | 200 lb | 100 pc |

122-6A ROD TO Z PURLIN CLIP

- Hammer-on clip compensates for angle of purlin
- Provides method for attaching rod to Z purlin



Material: Spring Steel
Finish: nVent CADDY Armour



| Part # | Description | F ↓ | ☐ |
|--------|-----------------------------|--------|--------|
| 1226A | 3/8" Rod, 1/16"–1/4" Flange | 100 lb | 100 pc |

Loads indicated are for nVent CADDY Fasteners only.

STRUCTURAL ATTACHMENTS

Beam/Purlin

122-708 ROD/WIRE TO Z PURLIN CLIP

- Hammer-on clip compensates for angle of purlin
- Provides method for attaching rod to Z purlin



Material: Spring Steel
Finish: nVent CADDY Armour



| Part # | Description | F | |
|--------|--------------------------------------|--------|--------|
| 122708 | 1/4" Rod, #8 Wire, 1/16"-1/4" Flange | 100 lb | 100 pc |

122-TI/T ROD TO Z PURLIN CLIP

- Hammer-on clip compensates for angle of purlin
- Provides method for attaching rod to purlin



Material: Spring Steel
Finish: nVent CADDY Armour



| Part # | Description | F | |
|--------|---|--------|--------|
| 1224TI | 0.25" Hole, Threaded, 0.0625"-0.25" Flange | 100 lb | 100 pc |
| 1226T | 0.375" Hole, Plain, 0.0625"-0.25" Flange | 100 lb | 100 pc |
| 1226TI | 0.375" Hole, Threaded, 0.0625"-0.25" Flange | 100 lb | 100 pc |

AF-6A ROD TO Z-PURLIN CLIP

- Hammer-on or install from the floor with the VAFT tool
- Supports plain rod from bar joist and Z-Purlin



Material: Spring Steel
Finish: nVent CADDY Armour



| Part # | Description | F | |
|--------|-----------------------------|--------|--------|
| AF146A | 3/8" Rod, 1/16"-1/4" Flange | 100 lb | 100 pc |

STRUCTURAL ATTACHMENTS

Beam/Purlin

AF-708 ROD/WIRE TO Z PURLIN CLIP

- Hammer-on or install from the floor with the VAFT tool
- Provides an attachment for nVent CADDY Speed Link assemblies, wire, S-hooks, or chain from purlin and bar joist



Material: Spring Steel
Finish: nVent CADDY Armour



| Part # | Description | F | Box |
|---------|--------------------------------------|--------|--------|
| AF14708 | 1/4" Rod, #8 Wire, 1/16"-1/4" Flange | 100 lb | 100 pc |

AF-TI/T ROD TO Z PURLIN CLIP

- Used to support 1/4" and 3/8" threaded rod from purlin beam flanges 1/16" thru 1/4" thick
- Hammer-on or install from the floor with the VAFT tool
- Provides method for attaching rod to Z purlin



Material: Spring Steel
Finish: nVent CADDY Armour



| Part # | Description | F | Box |
|---------|--|--------|--------|
| AF144TI | 1/4" Hole, Threaded, 1/16"-1/4" Flange | 100 lb | 100 pc |
| AF146T | 3/8" Hole, Plain, 1/16"-1/4" Flange | 100 lb | 100 pc |
| AF146TI | 3/8" Hole, Threaded, 1/16"-1/4" Flange | 100 lb | 100 pc |

VF-6A ROD TO C-PURLIN CLIP

- Hammer-on or install from the floor with the VAFT tool
- Supports plain rod from bar joist and C-Purlin



Material: Spring Steel
Finish: nVent CADDY Armour



| Part # | Description | F | Box |
|--------|-----------------------------|--------|--------|
| VF146A | 3/8" Rod, 1/16"-1/4" Flange | 160 lb | 100 pc |

STRUCTURAL ATTACHMENTS

Beam/Purlin

VF-708 ROD/WIRE TO C PURLIN CLIP

- Supports wire or rod from bar joist and C purlin
- Hammer-on or install from the floor with the VAFT tool



Material: Spring Steel
Finish: nVent CADDY Armour



| Part # | Description | F | |
|---------|--------------------------------------|--------|--------|
| VF14708 | 1/4" Rod, #8 Wire, 1/16"-1/4" Flange | 160 lb | 100 pc |

VF-TI/T ROD TO C-PURLIN CLIP

- Hammer-on or install from the floor with the VAFT tool
- Provides an attachment for nVent CADDY Speed Link assemblies, wire, S-hooks, or chain from purlin and bar joist



Material: Spring Steel
Finish: nVent CADDY Armour



| Part # | Description | F | |
|---------|--|--------|--------|
| VF144TI | 1/4" Hole, Threaded, 1/16"-1/4" Flange | 160 lb | 100 pc |
| VF146T | 3/8" Hole, Plain, 1/16"-1/4" Flange | 160 lb | 100 pc |
| VF146TI | 3/8" Hole, Threaded, 1/16"-1/4" Flange | 160 lb | 100 pc |

STRUCTURAL ATTACHMENTS

Beam/Purlin

BULB TEE CLIP

- Provides means of support from underside of bulb tee
- Ceiling material not defaced when correctly applied
- Requires only a hammer to install




Material: Spring Steel
Finish: nVent CADDY Armour

| Part # | Description | F | ☐ |
|---------|------------------------------|--------|--------|
| 4J2438 | 3/16" Max Flange | 135 lb | 100 pc |
| 4J2438S | 3/16" Max Flange, 1/4" Screw | 135 lb | 100 pc |
| 4NJ2438 | 3/16" Max Flange, 1/4" Nut | 135 lb | 100 pc |
| 6NJ2438 | 3/16" Max Flange, 3/8" Nut | 135 lb | 100 pc |

325 STEEL SIDE BEAM ATTACHMENT

- Fastens to the wall or the side of a joist to support hanger rod
- Conforms with Federal Specification WW-H-171 (Type 35), Manufacturers Standardization Society ANSI®/MSS-SP-58 (Type 34)



Material: Steel

| Part # | Description | F1 | F2 | ☐ |
|---------------------------|-----------------|--------|----------|--------|
| Finish: Electrogalvanized | | | | |
| 3250037EG | EG, 7/16" Hole | 650 lb | 1,150 lb | 100 pc |
| 3250050EG | EG, 9/16" Hole | 650 lb | 1,150 lb | 100 pc |
| 3250062EG | EG, 11/16" Hole | 850 lb | 2,000 lb | 25 pc |
| 3250075EG | EG, 13/16" Hole | 900 lb | 3,500 lb | 25 pc |
| 3250087EG | EG, 15/16" Hole | 900 lb | 3,600 lb | 10 pc |
| Finish: Plain | | | | |
| 3250037PL | 7/16" Hole | 650 lb | 1,150 lb | 100 pc |
| 3250050PL | 9/16" Hole | 650 lb | 1,150 lb | 100 pc |
| 3250062PL | 11/16" Hole | 850 lb | 2,000 lb | 25 pc |
| 3250075PL | 13/16" Hole | 900 lb | 3,500 lb | 25 pc |
| 3250087PL | 15/16" Hole | 900 lb | 3,600 lb | 10 pc |

Refer to Static Load 1 when used with lag screw. Refer to Static Load 2 with bolt to steel. Follow fastener manufacturer's recommended shear and pull-out strength when fastening to the structure. Fastener not included. Install in accordance with applicable code.

STRUCTURAL ATTACHMENTS

Beam/Purlin

327 MALLEABLE IRON SIDE BEAM ATTACHMENT

- Pre-threaded structural attachment fastened to wall or the side of a joist to support hanger rod where two #43 Wood Drive Screws are necessary for proper support



Material: Steel

| Part # | Description | F | |
|---------------------------|--------------|--------|--------|
| Finish: Electrogalvanized | | | |
| 3270037EG | EG, 3/8" Rod | 250 lb | 100 pc |
| 3270050EG | EG, 1/2" Rod | 480 lb | 100 pc |
| Finish: Plain | | | |
| 3270037PL | 3/8" Rod | 250 lb | 100 pc |
| 3270050PL | 1/2" Rod | 480 lb | 100 pc |

Load rating dependent on wood structure strength. Follow fastener manufacturer's recommended shear and pull-out strength when fastening to the structure. Fastener not included.

328 THREADED STEEL SIDE BEAM ATTACHMENT

- Fastens to wall or the side of a joist to support hanger rod
- Pre-threaded
- Conforms with Federal Specification WW-H-171 (Type 35), Manufacturers Standardization Society ANSI®/MSS-SP-58 (Type 34)



Material: Steel



| Part # | Description | F1 | F2 | | Certification |
|---------------------------|--------------|--------|--------|--------|---------------|
| Finish: Electrogalvanized | | | | | |
| 3280037EG | EG, 3/8" Rod | 560 lb | 620 lb | 100 pc | cULus |
| Finish: Plain | | | | | |
| 3280037PL | 3/8" Rod | 560 lb | 620 lb | 100 pc | cULus |
| 3280050PL | 1/2" Rod | 560 lb | 620 lb | 100 pc | |

Refer to Static Load 1 when used with lag screw. Refer to Static Load 2 with bolt to steel. Follow fastener manufacturer's recommended shear and pull-out strength when fastening to the structure. Fastener not included. Install in accordance with applicable code.

STRUCTURAL ATTACHMENTS

Beam/Purlin



329 SIDE BEAM ATTACHMENT

- Supports pipe from wood, concrete or steel structures
- Installs on vertical mounting surface
- Pre-threaded captive nut allows for easy adjustment
- Eliminates the need for additional hardware
- Complies with VdS® CEA 4001 (Guidelines for Sprinkler Systems) Chapter 15.2.3 and shall be installed in accordance with VdS CEA 4001



Material: Steel
Finish: Electrogalvanized



| Part # | Description |  |  |
|-----------|-------------|---|---|
| 3290037EG | 3/8" Rod | 350 lb | 100 pc |

Install in accordance with applicable code.



37 STEEL EYE SOCKET ROD HANGER

- Joins hanger rod to a structure



Material: Steel
Finish: Pregalvanized



| Part # | Description |  |  |
|-----------|---|---|---|
| 0370037EG | 3/8" Rod, 3/4"-4" Pipe Size, FM, 3/4"-4" Pipe Size, UL | 250 lb | 250 pc |
| 0370050EG | 1/2" Rod, 2 1/2"-6" Pipe Size, FM, 2 1/2"-8" Pipe Size, UL | 760 lb | 100 pc |

Load rating dependent on wood structure strength. FM® Approved for 1/2" rod size when fastened to concrete and steel only.

STRUCTURAL ATTACHMENTS

Beam/Purlin

38 OFFSET STEEL EYE SOCKET ROD HANGER

- Structural attachment used to join hanger rod to a structure
- Provides full vertical rod adjustment



Material: Steel
Finish: Electrogalvanized



| Part # | Description | F ↓ | ☐ |
|-----------|-------------|--------|--------|
| 0380037EG | 3/8" Rod | 250 lb | 250 pc |

Load rating dependent on wood structure strength. For 3/8" rod through 2" pipe, use two Model #43 Wood Drive Screws. For 3/8" rod through 4" pipe, use one Model #42 1/2" x 3" Lag Screw.

320W WELDED BEAM ATTACHMENT

- Hanger rod attachment to be welded to the bottom of a beam where large rod sizes and substantial loads exist
- Based on the allowable stresses shown in ANSI® Code for Pressure Piping
- Conforms with Federal Specification WW-H-171 (Type 22), Manufacturers Standardization Society ANSI®/MSS-SP-58 (Type 22)



Material: Steel
Finish: Plain

| Part # | Description | F ↓ | ☐ |
|------------|-------------|----------|--------|
| 320W0037PL | 3/8" Rod | 600 lb | 15 pc |
| 320W0050PL | 1/2" Rod | 1,130 lb | 25 pc |
| 320W0062PL | 5/8" Rod | 1,810 lb | 25 pc |
| 320W0075PL | 3/4" Rod | 2,710 lb | 25 pc |
| 320W0087PL | 7/8" Rod | 3,770 lb | 10 pc |
| 320W0100PL | 1" Rod | 4,960 lb | 250 pc |

Install when a rod attachment is desired, such as Model #40 Eye Rod or #35 Welded Eye Nut. Install in accordance with applicable code.

STRUCTURAL ATTACHMENTS

Deck

TDH TRAPEZOIDAL DECK HANGER

- Easy install
- If thread connection is required, use square nut THHM and snap in
- Use TDHP perforation tool to punch hole in decking



Material: Spring Steel
Finish: nVent CADDY Armour

| Part # | Description |  |
|--------|--------------|---|
| TDH | Spring Steel | 50 pc |


| Ceiling Thickness | Static Load |
|-------------------|-------------|
| .0248" - .0276" | 130 lb |
| .0277" - .0315" | 150 lb |
| .0316" - .0394" | 180 lb |
| .0395" - .0472" | 225 lb |

TDHT TRAPEZOIDAL DECK HANGER WITH NUT

- Easy install
- Use TDHP perforation tool to punch hole in decking



Material: Spring Steel
Finish: nVent CADDY Armour

| Part # | Description |  |
|--------|-------------|---|
| TDHT4 | 1/4" Rod | 50 pc |
| TDHT6 | 3/8" Rod | 50 pc |

| Ceiling Thickness | Static Load |
|-------------------|-------------|
| .0248" - .0276" | 130 lb |
| .0277" - .0315" | 150 lb |
| .0316" - .0394" | 180 lb |
| .0395" - .0472" | 225 lb |

STRUCTURAL ATTACHMENTS


Deck

TDHP TRAPEZOIDAL DECK HOLE PUNCH

- Includes springs for quick release
- Height adjustable
- Replacement die set available



Material: Steel

| Part # | Description |  |
|--------|----------------------------------|---|
| TDHP2 | TDHP Trapezoidal Deck Hole Punch | 1 pc |

REPLACEMENT DIE FOR TDHP TRAPEZOIDAL DECK HOLE PUNCH

- Includes two punches with springs, nuts and washers



Material: Steel

| Part # | Description |  |
|-----------|--|---|
| TDHP2PR10 | Replacement Die for TDHP Trapezoidal Deck Hole Punch | 1 pc |

STRUCTURAL ATTACHMENTS

Deck

CELLULAR FLOOR DECK HANGER

- Positive locking through deck tab
- Prevents twisting or loosening due to vibration



Material: Spring Steel
Finish: nVent CADDY Armour



| Part # | Description |  |  |
|--------|----------------------------|---|---|
| DH2 | Cellular Floor Deck Hanger | 160 lb | 100 pc |

Check with deck manufacturer for recommended load capacity.

CELLULAR FLOOR DECK HANGER FOR THREADED ROD

- Positive locking through deck tab
- Prevents twisting or loosening due to vibration



Material: Spring Steel
Finish: nVent CADDY Armour



| Part # | Description |  |  |
|--------|---------------------|---|---|
| DH4TI | 1/4" Hole, Threaded | 160 lb | 100 pc |
| DH6TI | 3/8" Hole, Threaded | 160 lb | 100 pc |

Check with deck manufacturer for recommended load capacity.

STRUCTURAL ATTACHMENTS


Deck

STANDOFF DECK ANGLE BRACKET

- Meets the requirements of NEC® Section 300.4(E)
- Supports conduit or pipe 1-1/2" (38 mm) under the roof decking to prevent potential damage from nails or screws



Material: Steel
Finish: Plain



| Part # | Description |  |
|--------|-------------|---|
| CPNAM | 1 1/2" | 100 pc |

365 STEEL WALL OR CEILING PLATE

- Structural attachment to support hanger rod from a ceiling or a wall



Material: Steel

| Part # | Description |  |  |
|------------------------------|--------------|---|---|
| Finish: Copper Electroplated | | | |
| 3650037CP | CP, 3/8" Rod | 100 lb | 250 pc |
| Finish: Electrogalvanized | | | |
| 3650037EG | EG, 3/8" Rod | 100 lb | 250 pc |
| Finish: Plain | | | |
| 3650037PL | 3/8" Rod | 100 lb | 250 pc |

Follow fastener manufacturer's recommended shear and pull-out strength when fastening to the structure. Fastener not included.

STRUCTURAL ATTACHMENTS

Wall/Ceiling

365M MALLEABLE IRON WALL OR CEILING PLATE

- Structural attachment to support hanger rod from a ceiling or a wall



Material: Cast Iron

| Part # | Description | F ↓ | ↓ Cube |
|------------------------------|--------------|--------|-----------|
| Finish: Copper Electroplated | | | |
| 365M0037CP | CP, 3/8" Rod | 180 lb | 100 pc |
| 365M0050CP | CP, 1/2" Rod | 180 lb | 100 pc |
| Finish: Electrogalvanized | | | |
| 365M0037EG | EG, 3/8" Rod | 180 lb | 100 pc |
| 365M0050EG | EG, 1/2" Rod | 180 lb | 100 pc |
| Finish: Plain | | | |
| 365M0037PL | 3/8" Rod | 180 lb | 100 pc |
| 365M0050PL | 1/2" Rod | 180 lb | 100 pc |

Follow fastener manufacturer's recommended shear and pull-out strength when fastening to the structure. Fastener not included.

352 STANDARD DUTY WELDED WALL BRACKET

- Wall attachment to support or suspend static piping
- Conforms with Federal Specification WW-H-171 (Type 32), Manufacturers Standardization Society ANSI®/MSS-SP-58 (Type 32)



Material: Steel
Finish: Plain

| Part # | Description | F ↓ | ↓ Cube |
|-----------|-------------|----------|-----------|
| 3520100PL | 18" | 1,500 lb | 1 pc |
| 3520200PL | 24" | 1,500 lb | 25 pc |
| 3520300PL | 30" | 1,500 lb | 25 pc |

Follow fastener manufacturer's recommended shear and pull-out strength when fastening to the structure. Fastener not included. Install in accordance with applicable code.

STRUCTURAL ATTACHMENTS

Rod/Wire



DROP SMOOTH ROD WITH SHOT-FIRE BRACKET

- Quickly and easily attaches to concrete, steel or composite metal decking
- Integrated pin installs easily using powder-actuated or single-shot gas-actuated tools
- Works with most standard nVent CADDY spring steel fasteners designed for rod attachments
- Rod is rigid and does not require secondary attachment to ceiling grid per NEC 300.11
- Stocked inventory - available when you need it
- Includes pre-assembled end-cap
- Specialized packaging simplifies material handling and minimizes sorting
- Rods are ready to install out of the box



Material: Steel
Finish: Electrogalvanized



| Part # | Description |  |  |
|---------|---|---|---|
| DR4SF12 | 12" Smooth Rod, Shot Fire, Standard Pin | 95 lb | 50 pc |
| DR4SF24 | 24" Smooth Rod, Shot Fire, Standard Pin | 95 lb | 50 pc |
| DR4SF36 | 36" Smooth Rod, Shot Fire, Standard Pin | 95 lb | 50 pc |
| DR4SF40 | 40" Smooth Rod, Shot Fire, Standard Pin | 95 lb | 50 pc |
| DR4SF48 | 48" Smooth Rod, Shot Fire, Standard Pin | 95 lb | 25 pc |
| DR4SF60 | 60" Smooth Rod, Shot Fire, Standard Pin | 95 lb | 500/pallet |
| DR4SF72 | 72" Smooth Rod, Shot Fire, Standard Pin | 95 lb | 500/pallet |

Uses Powers Fasteners, Inc. part number 50378. Static load was established based on a 1-1/8" (28.6 mm) embedment depth and 3,000 psi (20.68 Mpa) normal-weight concrete. For variations in embedment and material please consult www.powers.com. Pre-assembled drive pin from Powers Fasteners, Inc. works with Powers® C4CZ, Simpson® GCN-MEPKT, SPIT® P1000, P200, P2201, P3500 / PA3500, P35s, P45, P60, P7201, Sniper; Ramset® 721, Cobra, D45 / D60 / D60L, M70, SA270, T3SS, TS750P, TS60P, Viper; Hilti® DX35, DX350 / DX351 / DX36M, DX100 / DX200, DX460, DXA40, DXA41, DXE72 / DX400; Würth Diva-1, BST-1, BST-2 or equivalent nailers. For shot-fired supports in seismic design category D, E, or F, maximum load is the lesser of 90 lb (400 N) or the published load. Exempt from seismic design when supporting conduits less than 2-1/2" (64 mm) trade size, regardless of lp.



STRUCTURAL ATTACHMENTS

Rod/Wire



DROP THREADED ROD WITH SHOT-FIRE BRACKET

- Quickly and easily attaches to concrete, steel or composite metal decking
- Integrated pin installs easily using powder-actuated or single-shot gas-actuated tools
- Works with most standard nVent CADDY spring steel fasteners designed for rod attachments
- Rod is rigid and does not require secondary attachment to ceiling grid per NEC 300.11
- Stocked inventory - available when you need it
- Includes pre-assembled end-cap
- Specialized packaging simplifies material handling and minimizes sorting
- Rods are ready to install out of the box



Material: Steel
Finish: Electrogalvanized



| Part # | Description |  |  |
|----------|---|---|---|
| DR4TSF12 | 12" Threaded Rod, Shot Fire, Standard Pin | 95 lb | 50 pc |
| DR4TSF24 | 24" Threaded Rod, Shot Fire, Standard Pin | 95 lb | 50 pc |
| DR4TSF36 | 36" Threaded Rod, Shot Fire, Standard Pin | 95 lb | 50 pc |
| DR4TSF40 | 40" Threaded Rod, Shot Fire, Standard Pin | 95 lb | 50 pc |
| DR4TSF48 | 48" Threaded Rod, Shot Fire, Standard Pin | 95 lb | 25 pc |
| DR4TSF60 | 60" Threaded Rod, Shot Fire, Standard Pin | 95 lb | 500/pallet |
| DR4TSF72 | 72" Threaded Rod, Shot Fire, Standard Pin | 95 lb | 500/pallet |

Uses Powers Fasteners, Inc. part number 50378. Static load was established based on a 1-1/8" (28.6 mm) embedment depth and 3,000 psi (20.68 Mpa) normal-weight concrete. For variations in embedment and material please consult www.powers.com. Pre-assembled drive pin from Powers Fasteners, Inc. works with Powers® C4CZ, Simpson® GCN-MEPKT, SPIT® P1000, P200, P2201, P3500 / PA3500, P35s, P45, P60, P7201, Sniper; Ramset® 721, Cobra, D45 / D60 / D60L, M70, SA270, T3SS, TS750P, TS60P, Viper; Hilti® DX35, DX350 / DX351 / DX36M, DX100 / DX200, DX460, DXA40, DXA41, DXE72 / DX400; Würth Diva-1, BST-1, BST-2 or equivalent nailers. For shot-fired supports in seismic design category D, E, or F, maximum load is the lesser of 90 lb (400 N) or the published load. Exempt from seismic design when supporting conduits less than 2-1/2" (64 mm) trade size, regardless of Ip.



STRUCTURAL ATTACHMENTS

Rod/Wire

PUSH INSTALL ROD HANGER

- Suspends plain rod from vertical structures such as laminated wood or concrete beams, joists, ceilings and walls



Material: Spring Steel
Finish: nVent CADDY Armour



| Part # | Description | F | |
|--------|-------------|--------|--------|
| 6A | 3/8" Rod | 160 lb | 100 pc |

PUSH INSTALL ROD HANGER WITH SHOT-FIRE BRACKET

- Suspends plain rod from horizontal structures
- Complete with shot-fire bracket and pre-assembled drive pin from Powers Fasteners, Inc.
- Quickly and easily attaches to concrete, steel or composite metal decking
- Integrated pin installs easily using powder-actuated or single-shot gas-actuated tools
- ICC-ES ESR-2024 evaluation report available for drive pin from Powers Fasteners, Inc



Material: Steel, Spring Steel
Finish: Electrogalvanized, nVent CADDY Armour

| Part # | Description | F | |
|--------|-------------|--------|--------|
| 6ASF | 3/8" Rod | 100 lb | 100 pc |

Uses Powers Fasteners, Inc. part number 50032. Static load was established based on a 1" (25.4 mm) embedment depth and 3,000 psi (20.68 MPa) lightweight concrete. For variations in embedment and material please consult www.powers.com. Pre-assembled drive pin from Powers Fasteners, Inc. works with Powers® C4CZ, Simpson® GCN-MEPKT, SPIT® P1000, P200, P2201, P3500 / PA3500, P35s, P45, P60, P7201, Sniper; Ramset® 721, Cobra, D45 / D60 / D60L, M70, SA270, T3SS, TS750P, TS60P, Viper; Hilti® DX35, DX350 / DX351 / DX36M, DX100 / DX200, DX460, DXA40, DXA41, DXE72 / DX400; Würth Diva-1, BST-1, BST-2 or equivalent nailers. For shot-fired supports in seismic design category D, E, or F, maximum load is the lesser of 90 lb (400 N) or the published load.

STRUCTURAL ATTACHMENTS

Rod/Wire

PUSH INSTALL ROD HANGER WITH ANGLE BRACKET

- Suspends plain rod from horizontal structures such as laminated wood or concrete beams, joists, ceilings and walls



Material: Spring Steel, Steel
Finish: nVent CADDY Armour, Pregalvanized



| Part # | Description | F ↓ | ↓ Cube |
|--------|----------------------|--------|-----------|
| 6AB | 3/8" Rod, 0.25" Hole | 160 lb | 100 pc |

Loads indicated are for nVent CADDY Fasteners only. Method of attachment to structure must be evaluated separately.

PUSH INSTALL ROD HANGER WITH OFFSET BRACKET

- Suspends plain rod, threaded rod or wire drops from vertical structures such as laminated wood or concrete beams, joists, ceilings and walls



Material: Steel, Spring Steel
Finish: Pregalvanized, nVent CADDY Armour



| Part # | Description | F ↓ | ↓ Cube |
|--------|-------------|--------|-----------|
| 6A0 | 3/8" Rod | 160 lb | 100 pc |

Loads indicated are for nVent CADDY Fasteners only. Method of attachment to structure must be evaluated separately.

STRUCTURAL ATTACHMENTS

Rod/Wire

PUSH INSTALL ROD HANGER WITH PIN DRIVEN ANGLE BRACKET

- Longer leg angle bracket for tool clearance
- Designed to fit a variety of pin drivers
- Improved for easier installation with pin drivers



Material: Steel, Spring Steel
Finish: Pregalvanized, nVent CADDY Armour

| Part # | Description | F ↓ | 📦 |
|--------|-------------|--------|--------|
| 6AFAB3 | 3/8" Rod | 160 lb | 100 pc |

Load limits apply to nVent CADDY Fasteners only. Pin must be evaluated separately.

PUSH INSTALL ROD/WIRE HANGER

- Permits pre-assembly of wire or plain rod



Material: Spring Steel
Finish: nVent CADDY Armour



| Part # | Description | F ↓ | 📦 |
|--------|-------------------|--------|--------|
| 708 | 1/4" Rod, #8 Wire | 160 lb | 100 pc |

STRUCTURAL ATTACHMENTS

Rod/Wire

PUSH INSTALL ROD/WIRE HANGER WITH SHOT-FIRE BRACKET

- Permits pre-assembly of wire or plain rod
- Suspends wire or plain rod from horizontal structures
- Complete with shot-fire bracket and pre-assembled drive pin from Powers Fasteners, Inc.
- Quickly and easily attaches to concrete, steel or composite metal decking
- Integrated pin installs easily using powder-actuated or single-shot gas-actuated tools
- ICC-ES ESR-2024 evaluation report available for drive pin from Powers Fasteners, Inc



Material: Steel, Spring Steel

Finish: Electrogalvanized, nVent CADDY Armour

| Part # | Description |  |  |
|--------|-------------------|---|---|
| 708SF | 1/4" rod, #8 wire | 100 lb | 100 pc |

Uses Powers Fasteners, Inc. part number 50032. Static load was established based on a 1" (25.4 mm) embedment depth and 3,000 psi (20.68 MPa) lightweight concrete. For variations in embedment and material please consult www.powers.com. Pre-assembled drive pin from Powers Fasteners, Inc. works with Powers® C4CZ, Simpson® GCN-MEPKT, SPIT® P1000, P200, P2201, P3500 / PA3500, P35s, P45, P60, P7201, Sniper; Ramset® 721, Cobra, D45 / D60 / D60L, M70, SA270, T3SS, TS750P, TS60P, Viper; Hilti® DX35, DX350 / DX351 / DX36M, DX100 / DX200, DX460, DXA40, DXA41, DXE72 / DX400; Würth Diva-1, BST-1, BST-2 or equivalent nailers. For shot-fired supports in seismic design category D, E, or F, maximum load is the lesser of 90 lb (400 N) or the published load.

PUSH INSTALL ROD/WIRE HANGER WITH ANGLE BRACKET

- Suspends wire or plain rod from horizontal structures such as laminated wood or concrete beams, joists, ceilings and walls



Material: Steel, Spring Steel

Finish: Pregalvanized, nVent CADDY Armour



| Part # | Description |  |  |
|--------|-------------------|---|---|
| 708AB | 1/4" Rod, #8 Wire | 160 lb | 100 pc |

Loads indicated are for nVent CADDY Fasteners only. Method of attachment to structure must be evaluated separately.

STRUCTURAL ATTACHMENTS

Rod/Wire

PUSH INSTALL ROD/WIRE HANGER WITH OFFSET BRACKET

- Suspends plain rod, threaded rod or wire drops from vertical structures such as laminated wood or concrete beams, joists, ceilings and walls



Material: Steel, Spring Steel
Finish: Pregalvanized, nVent CADDY Armour



| Part # | Description | F | |
|--------|-------------------|--------|--------|
| 708A0 | 1/4" Rod, #8 Wire | 160 lb | 100 pc |

Loads indicated are for nVent CADDY Fasteners only. Method of attachment to structure must be evaluated separately.

PUSH INSTALL ROD/WIRE HANGER WITH PIN DRIVEN ANGLE BRACKET

- Longer leg angle bracket for tool clearance
- Designed to fit a variety of pin drivers
- Improved for easier installation with pin drivers



Material: Steel, Spring Steel
Finish: Pregalvanized, nVent CADDY Armour

| Part # | Description | F | |
|----------|-------------------|--------|-------|
| 708AFAB3 | 1/4" Rod, #8 Wire | 160 lb | 50 pc |

Load limits apply to nVent CADDY Fasteners only. Pin must be evaluated separately.

THREAD INSTALL ROD HANGER

- Supports wire or rod from block or concrete walls



Material: Spring Steel
Finish: nVent CADDY Armour



| Part # | Description | F | |
|--------|---------------------------------------|--------|--------|
| 4TI | 0.25" Hole 1, Threaded, 0.25" Hole 2 | 160 lb | 100 pc |
| 6T | 0.375" Hole 1, Plain, 0.25" Hole 2 | 160 lb | 100 pc |
| 6TI | 0.375" Hole 1, Threaded, 0.25" Hole 2 | 160 lb | 100 pc |

STRUCTURAL ATTACHMENTS

Rod/Wire

THREAD INSTALL ROD HANGER WITH ANGLE BRACKET

- Suspends threaded rod from horizontal structures such as laminated wood or concrete beams, joists, ceilings and walls



Material: Spring Steel, Steel
Finish: nVent CADDY Armour, Pregalvanized



| Part # | Description | F | Box |
|--------|--|--------|--------|
| 4TIB | 0.25" Hole 1, Plain, 0.25" Hole 2, Threaded | 160 lb | 100 pc |
| 6TB | 0.25" Hole 1, Plain, 0.375" Hole 2, Plain | 160 lb | 100 pc |
| 6TIB | 0.25" Hole 1, Plain, 0.375" Hole 2, Threaded | 160 lb | 100 pc |

Loads indicated are for nVent CADDY Fasteners only. Method of attachment to structure must be evaluated separately.

THREAD INSTALL ROD HANGER WITH SHOT-FIRE BRACKET

- Suspends threaded rod without the need for additional hardware
- Complete with shot-fire bracket and pre-assembled drive pin from Powers Fasteners, Inc.
- Quickly and easily attaches to concrete, steel or composite metal decking
- Integrated pin installs easily using powder-actuated or single-shot gas-actuated tools
- ICC-ES ESR-2024 evaluation report available for drive pin from Powers Fasteners, Inc



Material: Steel, Spring Steel
Finish: Electrogalvanized, nVent CADDY Armour

| Part # | Description | F | Box |
|--------|---|--------|--------|
| 4TIBSF | EG, CADDY ARMOUR, 1/4" Rod, 2.35" x 2.31" | 100 lb | 100 pc |
| 6TIBSF | EG, CADDY ARMOUR, 3/8" Rod, 2.35" x 2.31" | 100 lb | 100 pc |

Uses Powers Fasteners, Inc. part number 50032. Static load was established based on a 1" (25.4 mm) embedment depth and 3,000 psi (20.68 MPa) lightweight concrete. For variations in embedment and material please consult www.powers.com. For shot-fired supports in seismic design category D, E, or F, maximum load is the lesser of 90 lb (400 N) or the published load.

STRUCTURAL ATTACHMENTS

Rod/Wire

THREAD INSTALL ROD HANGER WITH OFFSET BRACKET

- Suspends plain rod, threaded rod or wire drops from vertical structures such as laminated wood or concrete beams, joists, ceilings and walls



Material: Steel
Finish: Pregalvanized



| Part # | Description | F | ↓ | ☐ |
|--------|---------------------|--------|---|--------|
| 4TIO | 1/4" Hole, Threaded | 160 lb | | 100 pc |
| 6TIO | 3/8" Hole, Threaded | 160 lb | | 100 pc |
| 6TO | 3/8" Hole, Plain | 160 lb | | 100 pc |

Loads indicated are for nVent CADDY Fasteners only. Method of attachment to structure must be evaluated separately.

THREAD INSTALL ROD HANGER WITH PIN DRIVEN ANGLE BRACKET

- Longer leg angle bracket for tool clearance
- Designed to fit a variety of pin drivers
- Improved for easier installation with pin drivers



Material: Steel
Finish: Pregalvanized

| Part # | Description | F | ↓ | ☐ |
|----------|---------------------|--------|---|--------|
| 4TIAFAB3 | 1/4" Hole, Threaded | 160 lb | | 50 pc |
| 6TAFAB3 | 3/8" Hole, Plain | 160 lb | | 100 pc |
| 6TIAFAB3 | 3/8" Hole, Threaded | 160 lb | | 50 pc |

Load limits apply to nVent CADDY Fasteners only. Pin must be evaluated separately.

STRUCTURAL ATTACHMENTS

Rod/Wire

ANGLE BRACKET WITH SHOT-FIRE PIN

- Provides an attachment point for nVent CADDY Speed Link assemblies, wire, S-hooks, or chain
- Complete with shot-fire bracket and pre-assembled drive pin from Powers Fasteners, Inc.
- Quickly and easily attaches to concrete, steel or composite metal decking
- Integrated pin installs easily using powder-actuated or single-shot gas-actuated tools
- ICC-ES ESR-2024 evaluation report available for drive pin from Powers Fasteners, Inc



Material: Steel

Finish: Electrogalvanized

| Part # | Description | F | |
|--------|--------------------------------------|--------|--------|
| ABSF | Angle Bracket with Shot-Fire Bracket | 100 lb | 100 pc |

Uses Powers Fasteners, Inc. part number 50032. Static load was established based on a 1" (25.4 mm) embedment depth and 3,000 psi (20.68 MPa) lightweight concrete. For variations in embedment and material please consult www.powers.com. Pre-assembled drive pin from Powers Fasteners, Inc. works with Powers® C4CZ, Simpson® GCN-MEPKT, SPIT® P1000, P200, P2201, P3500 / PA3500, P35s, P45, P60, P7201, Sniper; Ramset® 721, Cobra, D45 / D60 / D60L, M70, SA270, T3SS, TS750P, TS60P, Viper; Hilti® DX35, DX350 / DX351 / DX36M, DX100 / DX200, DX460, DXA40, DXA41, DXE72 / DX400; Würth Diva-1, BST-1, BST-2 or equivalent nailers. For shot-fired supports in seismic design category D, E, or F, maximum load is the lesser of 90 lb (400 N) or the published load.

ANGLE BRACKET WITH SHOT FIRE PIN FOR DROP RODS

- Provides post-nut to accept 1/4" threaded rod
- Quickly and easily attaches to concrete, steel or composite metal decking
- Integrated pin installs easily using powder-actuated or single-shot gas-actuated tools
- Stocked inventory - available when you need it



Material: Steel

Finish: Pregalvanized

| Part # | Description | F | |
|--------|---|-------|--------|
| ABTSF | 1/4" Threaded Rod, 1.4" Between Pin & Bracket | 95 lb | 100 pc |


Uses Powers Fasteners, Inc. part number 50032. Static load was established based on a 1" (25.4 mm) embedment depth and 3,000 psi (20.68 MPa) lightweight concrete. For variations in embedment and material please consult www.powers.com. Pre-assembled drive pin from Powers Fasteners, Inc. works with Powers® C4CZ, Simpson® GCN-MEPKT, SPIT® P1000, P200, P2201, P3500 / PA3500, P35s, P45, P60, P7201, Sniper; Ramset® 721, Cobra, D45 / D60 / D60L, M70, SA270, T3SS, TS750P, TS60P, Viper; Hilti® DX35, DX350 / DX351 / DX36M, DX100 / DX200, DX460, DXA40, DXA41, DXE72 / DX400; Würth Diva-1, BST-1, BST-2 or equivalent nailers. For shot-fired supports in seismic design category D, E, or F, maximum load is the lesser of 90 lb (400 N) or the published load.

STRUCTURAL ATTACHMENTS

Rod/Wire

ANGLE BRACKET

- Provides an attachment for nVent CADDY Speed Link assemblies, wire, threaded rod, S-hooks, or chain from concrete or wood



Material: Steel
Finish: Pregalvanized



| Part # | Description | F | |
|--------|---------------------------------|--------|--------|
| AB | PG, 0.25" Hole 1, 0.25" Hole 2 | 160 lb | 100 pc |
| AB375 | PG, 0.25" Hole 1, 0.375" Hole 2 | 160 lb | 100 pc |

PIN DRIVEN ANGLE BRACKET

- Longer leg angle bracket for tool clearance
- Designed to fit a variety of pin drivers
- Improved for easier installation with pin drivers
- Preassembly options available for rod, wire, strap and cable applications



Material: Steel
Finish: Pregalvanized



| Part # | Description | F | |
|--------|--------------|--------|-------|
| AFAB3 | 3/16" Hole 1 | 160 lb | 50 pc |
| AFAB4 | 1/4" Hole 1 | 350 lb | 50 pc |
| AFAB6 | 3/8" Hole 1 | 350 lb | 50 pc |

Load limits apply to nVent CADDY Fasteners only. Pin must be evaluated separately.

STRUCTURAL ATTACHMENTS

Rod/Wire

OFFSET BRACKET

- Permits wire or chain drops from concrete or wood



Material: Steel
Finish: Pregalvanized



| Part # | Description | |
|--------|-------------|--------|
| A0 | 1/4" Hole | 100 pc |

MULTI-FUNCTION CLIP

- Provides attachment of conduit and boxes
- Supports #10-24 and 1/4-20 threaded bridle rings



Material: Spring Steel
Finish: nVent CADDY Armour



| Part # | Description | | | Certification |
|--------|---|-------|-------|---------------|
| 4Z34 | 1/4" Rod, #12-#8 Wire, 1/8"-3/8" Flange, 1/4" Hole | 25 lb | 20 lb | cULus |
| 4Z34BP | 1/4" Rod, #12-#8 Wire, 1/8"-3/8" Flange, 1/4" Hole | 25 lb | 20 lb | - |
| 4Z4S | 1/4" Rod, #12-#8 Wire, 1/8"-3/8" Flange, 1/4" Screw | 25 lb | 20 lb | cULus |
| 6Z34 | 5/16", 3/8" Rod, 3/8"-7/16" Flange, 1/4" Hole | 25 lb | 20 lb | cULus |
| 6Z4S | 5/16", 3/8" Rod, 3/8"-7/16" Flange, 1/4" Screw | 25 lb | 20 lb | cULus |
| 8Z34 | 1/2", 5/8" Rod, 1/4" Hole | | 50 lb | cULus |
| 8Z4S | 1/2", 5/8" Rod, 1/4" Screw | | 50 lb | cULus |

1/2" and 5/8" rod sizes are to be installed on threaded rod only.
NEC® 300.11 requires dedicated drop wire/rod and EC311.




Instant access to
1/2" and 5/8" threaded rods
with 50 lb load rating



STRUCTURAL ATTACHMENTS

Fasteners/Hardware



THREADED ROD



Material: Steel



Tensile Strength: 58,000 psi

Yield Strength: 36,000 psi

| Part # | Description |  |  |
|---------------------------|-------------------|---|---|
| Finish: Electrogalvanized | | | |
| 0502506EG | EG, 1/4" Rod, 6' | 240 lb | 6' |
| 0502510EG | EG, 1/4" Rod, 10' | 240 lb | 10' |
| 0502512EG | EG, 1/4" Rod, 12' | 240 lb | 12' |
| 0503706EG | EG, 3/8" Rod, 6' | 600 lb | 6' |
| 0503710EG | EG, 3/8" Rod, 10' | 610 lb | 10' |
| 0503712EG | EG, 3/8" Rod, 12' | 600 lb | 12' |
| 0505006EG | EG, 1/2" Rod, 6' | 1,130 lb | 6' |
| 0505010EG | EG, 1/2" Rod, 10' | 1,130 lb | 10' |
| 0505012EG | EG, 1/2" Rod, 12' | 1,130 lb | 12' |
| 0506206EG | EG, 5/8" Rod, 6' | 1,810 lb | 6' |
| 0506210EG | EG, 5/8" Rod, 10' | 1,810 lb | 10' |
| 0506212EG | EG, 5/8" Rod, 12' | 1,810 lb | 12' |
| 0507506EG | EG, 3/4" Rod, 6' | 2,710 lb | 6' |
| 0507510EG | EG, 3/4" Rod, 10' | 2,710 lb | 10' |
| 0507512EG | EG, 3/4" Rod, 12' | 2,710 lb | 12' |
| 0508706EG | EG, 7/8" Rod, 6' | 3,770 lb | 6' |
| 0508710EG | EG, 7/8" Rod, 10' | 3,770 lb | 10' |
| 0508712EG | EG, 7/8" Rod, 12' | 3,770 lb | 4' |
| 0501010EG | EG, 1" Rod, 10' | 4,770 lb | 10' |

STRUCTURAL ATTACHMENTS

Fasteners/Hardware

| Part # | Description |  |  |
|---------------|---------------|---|---|
| Finish: Plain | | | |
| 0502506PL | 1/4" Rod, 6' | 240 lb | 6' |
| 0502510PL | 1/4" Rod, 10' | 240 lb | 10' |
| 0502512PL | 1/4" Rod, 12' | 240 lb | 12' |
| 0503706PL | 3/8" Rod, 6' | 600 lb | 6' |
| 0503710PL | 3/8" Rod, 10' | 610 lb | 10' |
| 0503712PL | 3/8" Rod, 12' | 600 lb | 12' |
| 0505006PL | 1/2" Rod, 6' | 1,130 lb | 6' |
| 0505010PL | 1/2" Rod, 10' | 1,130 lb | 10' |
| 0505012PL | 1/2" Rod, 12' | 1,130 lb | 12' |
| 0506206PL | 5/8" Rod, 6' | 1,810 lb | 6' |
| 0506210PL | 5/8" Rod, 10' | 1,810 lb | 10' |
| 0506212PL | 5/8" Rod, 12' | 1,810 lb | 12' |
| 0507506PL | 3/4" Rod, 6' | 2,710 lb | 6' |
| 0507510PL | 3/4" Rod, 10' | 2,710 lb | 10' |
| 0507512PL | 3/4" Rod, 12' | 2,710 lb | 12' |
| 0508706PL | 7/8" Rod, 6' | 3,770 lb | 6' |
| 0508710PL | 7/8" Rod, 10' | 3,770 lb | 10' |
| 0508712PL | 7/8" Rod, 12' | 3,770 lb | 12' |
| 0501010PL | 1" Rod, 10' | 4,770 lb | 10' |

Load based on Max. 650 degrees F.

THREADED STUD

- Pre-cut lengths of threaded rod





Material: Steel

Finish: Plain

Tensile Strength: 58,000 psi

Yield Strength: 36,000 psi

| Part # | Description |  |  |
|-----------|--------------|---|---|
| 0513702PL | 3/8" Rod, 2" | 600 lb | 100 pc |
| 0513703PL | 3/8" Rod, 3" | 600 lb | 100 pc |
| 0513704PL | 3/8" Rod, 4" | 600 lb | 100 pc |
| 0513705PL | 3/8" Rod, 5" | 600 lb | 100 pc |
| 0513706PL | 3/8" Rod, 6" | 600 lb | 100 pc |

STRUCTURAL ATTACHMENTS

Fasteners/Hardware

EM-HEX ROD COUPLER



Material: Steel

Finish: Electrogalvanized

| Part # | Description | F | |
|-----------|-------------|----------|--------|
| 0250025EG | 1/4" Rod | 240 lb | 100 pc |
| 0250037EG | 3/8" Rod | 600 lb | 100 pc |
| 0250050EG | 1/2" Rod | 1,130 lb | 100 pc |
| 0250062EG | 5/8" Rod | 1,810 lb | 100 pc |
| 0250075EG | 3/4" Rod | 2,710 lb | 100 pc |
| 0250087EG | 7/8" Rod | 3,770 lb | 50 pc |

25R HEX ROD REDUCER

- Threaded rod reducing coupling



Material: Steel

Finish: Electrogalvanized

| Part # | Description | F | |
|------------|------------------------|----------|--------|
| 025R3725EG | 3/8" Rod 1, 1/4" Rod 2 | 240 lb | 100 pc |
| 025R5037EG | 1/2" Rod 1, 3/8" Rod 2 | 600 lb | 100 pc |
| 025R6250EG | 5/8" Rod 1, 1/2" Rod 2 | 1,130 lb | 100 pc |

Never use smaller rod sizes than the minimum rod sizes defined by applicable code.

STRUCTURAL ATTACHMENTS

Fasteners/Hardware

26 BEAM CLAMP EXTENSION PIECE

- Accessory that may attach to the side of a structural member or to a beam clamp
- Extension may be used in conjunction with Model #360



Material: Steel
Finish: Plain

| Part # | Description | F ↓ | ☐ |
|-----------|-------------|----------|--------|
| 0260037PL | 3/8" Rod | 600 lb | 100 pc |
| 0260050PL | 1/2" Rod | 1,130 lb | 100 pc |
| 0260062PL | 5/8" Rod | 1,550 lb | 50 pc |
| 0260075PL | 3/4" Rod | 2,100 lb | 50 pc |
| 0260087PL | 7/8" Rod | 2,350 lb | 50 pc |

35 HEAVY DUTY EYE NUT

- Accessory for high temperature piping used in conjunction with 320L and 320W Weld Beam Attachments and the 360 Malleable Iron Adjustable Center Load Beam Clamps
- Conforms with Federal Specification WW-H-171 (Type 17), Manufacturers Standardization Society MSS-SP-58 (Type 17)



Material: Steel
Finish: Plain

| Part # | Description | F ↓ | ☐ |
|-----------|-------------|----------|-------|
| 0350037PL | 3/8" Rod | 1,250 lb | 50 pc |
| 0350050PL | 1/2" Rod | 2,250 lb | 50 pc |
| 0350062PL | 5/8" Rod | 3,600 lb | 50 pc |
| 0350075PL | 3/4" Rod | 5,200 lb | 50 pc |
| 0350087PL | 7/8" Rod | 7,200 lb | 20 pc |

Install in accordance with applicable code.

STRUCTURAL ATTACHMENTS

Fasteners/Hardware

47 EYE NUT

- Attachment for various types of pipe supports and structural attachments
- Conforms with Federal Specification WW-H-171 (Type 16), Manufacturers Standardization Society MSS-SP-58 (Type 16)



Material: Steel
Finish: Plain

| Part # | Description | F ↓ | ↓ Cube |
|-----------|-------------|----------|-----------|
| 0470025PL | 1/4" Rod | 230 lb | 100 pc |
| 0470037PL | 3/8" Rod | 600 lb | 100 pc |
| 0470050PL | 1/2" Rod | 1,130 lb | 100 pc |
| 0470062PL | 5/8" Rod | 1,400 lb | 50 pc |
| 0470075PL | 3/4" Rod | 1,900 lb | 50 pc |
| 0470087PL | 7/8" Rod | 2,200 lb | 1 pc |

Install in accordance with applicable code.

SWFF SWIVEL FEMALE-FEMALE

- Attachment with the capability to swivel



Material: Steel
Finish: Electrogalvanized

| Part # | Description | F ↓ | ↓ Cube |
|------------|-------------|----------|-----------|
| SWFF0037EG | 3/8" Rod | 1,000 lb | 50 pc |
| SWFF0050EG | 1/2" Rod | 1,800 lb | 50 pc |

STRUCTURAL ATTACHMENTS

Fasteners/Hardware

SWMF SWIVEL MALE-FEMALE

- Attachment with the capability to swivel



Material: Steel
Finish: Electrogalvanized

| Part # | Description | F ↓ | ↓ ↓ |
|------------|-------------|----------|--------|
| SWMF0037EG | 3/8" Rod | 1,000 lb | 50 pc |
| SWMF0050EG | 1/2" Rod | 1,800 lb | 50 pc |

FIXTURE SUPPORT FROM PLAIN ROD/WIRE

- No tools required for installation
- Eliminates the use of nut and allows the use of plain rod



Material: Spring Steel
Finish: nVent CADDY Armour

| Part # | Description | ↓ ↓ |
|--------|-------------|--------|
| 2EBN | #8 Wire | 100 pc |
| 4EBN | 1/4" Rod | 100 pc |
| 6EBN | 3/8" Rod | 100 pc |

STRUCTURAL ATTACHMENTS

Fasteners/Hardware

THREADED ROD HANGER FROM BAR JOIST

- Fits open web joists with round bottom chords
- Permits accurate centering



Material: Spring Steel
Finish: nVent CADDY Armour



| Part # | Description | F | Box |
|--------|--------------------|--------|--------|
| 4TW | 1/4" Rod, Threaded | 100 lb | 100 pc |
| 6W | 3/8" Rod, Plain | 200 lb | 100 pc |

41 COACH SCREW

- Light duty hanger rod for wood structures



Material: Steel
Finish: Plain

| Part # | Description | F | Box |
|-----------|---------------|--------|--------|
| 0413704PL | 3/8" Rod, 4" | 390 lb | 100 pc |
| 0413706PL | 3/8" Rod, 6" | 390 lb | 100 pc |
| 0413708PL | 3/8" Rod, 8" | 390 lb | 100 pc |
| 0413710PL | 3/8" Rod, 10" | 390 lb | 100 pc |
| 0415004PL | 1/2" Rod, 4" | 640 lb | 100 pc |
| 0415006PL | 1/2" Rod, 6" | 640 lb | 100 pc |
| 0415008PL | 1/2" Rod, 8" | 640 lb | 100 pc |
| 0415010PL | 1/2" Rod, 10" | 640 lb | 100 pc |

STRUCTURAL ATTACHMENTS

Fasteners/Hardware


42 HEX HEAD LAG SCREW

- For use with wood structures



Material: Steel

Finish: Electrogalvanized

| Part # | Description |  |
|-----------|--------------------------|---|
| 0422515EG | 1/4" Screw, 1 1/2" Screw | 100 pc |
| 0422520EG | 1/4" Screw, 2" Screw | 100 pc |
| 0423710EG | 3/8" Screw, 1" Screw | 100 pc |
| 0423715EG | 3/8" Screw, 1 1/2" Screw | 100 pc |
| 0423720EG | 3/8" Screw, 2" Screw | 100 pc |
| 0423725EG | 3/8" Screw, 2 1/2" Screw | 100 pc |
| 0423730EG | 3/8" Screw, 3" Screw | 50 pc |
| 0423740EG | 3/8" Screw, 4" Screw | 50 pc |
| 0425015EG | 1/2" Screw, 1 1/2" Screw | 50 pc |
| 0425020EG | 1/2" Screw, 2" Screw | 50 pc |
| 0425025EG | 1/2" Screw, 2 1/2" Screw | 50 pc |
| 0425030EG | 1/2" Screw, 3" Screw | 50 pc |
| 0425040EG | 1/2" Screw, 4" Screw | 50 pc |

43 WOOD DRIVE SCREW

- Light duty fastener for mounting various structural attachments onto wood



Material: Steel

Finish: Electrogalvanized

| Part # | Description |  |
|-----------|---------------------|---|
| 0431602EG | #16 Screw, 2" Screw | 100 pc |

Install only in shear, never use under pull-out configuration.

STRUCTURAL ATTACHMENTS

Fasteners/Hardware

A33 SCREW

- Long indented hex washer head, self tapping screw with pierce point



Material: Steel
Finish: ElectroGalvanized

| Part # | Description |
|------------|---------------------|
| A3308AP100 | #10 Screw, 1" Screw |

COMBI DOME SCREW

- Cross recess combi screw for use with both Slot and Phillips driver




Material: Steel
Finish: Black Oxide

| Part # | Description |
|------------|------------------------|
| S3575BP100 | 1/4" Screw, 3/8" Screw |
| S3575BP50 | 1/4" Screw, 3/8" Screw |
| S3575DP100 | 1/4" Screw, 3/4" Screw |

FLAT HEAD CARRIAGE BOLT



Material: Steel
Finish: ElectroGalvanized

| Part # | Description |  |
|------------|-------------------------|---|
| S31199P100 | 1/4" Screw, 9/16" Screw | 100 pc |

STRUCTURAL ATTACHMENTS


Fasteners/Hardware

HEX HEAD BOLT

- Fully threaded hexagon head bolt




Material: Steel
Finish: Electrogalvanized

| Part # | Description |  |
|------------|-----------------------------|---|
| HSCR3707EG | EG, 3/8" Screw, 0.75" Screw | 100 pc |
| HSCR3710EG | EG, 3/8" Screw, 1" Screw | 100 pc |
| HSCR3712EG | EG, 3/8" Screw, 1.25" Screw | 100 pc |
| HSCR3715EG | EG, 3/8" Screw, 1.5" Screw | 100 pc |
| HSCR3720EG | EG, 3/8" Screw, 2" Screw | 100 pc |
| HSCR5010EG | EG, 1/2" Screw, 1" Screw | 100 pc |
| HSCR5012EG | EG, 1/2" Screw, 1.25" Screw | 100 pc |
| HSCR5015EG | EG, 1/2" Screw, 1.5" Screw | 100 pc |
| HSCR5020EG | EG, 1/2" Screw, 2" Screw | 100 pc |

HEX NUT




Material: Steel

| Part # | Description |  |
|---------------------------|--------------|---|
| Finish: Electrogalvanized | | |
| 0100025EG | EG, 1/4" Rod | 100 pc |
| 0100037EG | EG, 3/8" Rod | 1,000 pc |
| 0100050EG | EG, 1/2" Rod | 1,000 pc |
| 0100062EG | EG, 5/8" Rod | 50 pc |
| 0100075EG | EG, 3/4" Rod | 50 pc |
| 0100087EG | EG, 7/8" Rod | 25 pc |
| Finish: Plain | | |
| 0100025PL | 1/4" Rod | 100 pc |
| 0100037PL | 3/8" Rod | 100 pc |
| 0100050PL | 1/2" Rod | 100 pc |
| 0100062PL | 5/8" Rod | 50 pc |
| 0100075PL | 3/4" Rod | 50 pc |
| 0100087PL | 7/8" Rod | 25 pc |


STRUCTURAL ATTACHMENTS

Fasteners/Hardware

HEAVY DUTY HEX NUT




Material: Steel

| Part # | Description |  |
|---------------------------|--------------|---|
| Finish: Electrogalvanized | | |
| 010H0037EG | EG, 3/8" Rod | 100 pc |
| 010H0050EG | EG, 1/2" Rod | 100 pc |
| 010H0062EG | EG, 5/8" Rod | 50 pc |
| 010H0075EG | EG, 3/4" Rod | 50 pc |
| 010H0087EG | EG, 7/8" Rod | 200 pc |
| Finish: Plain | | |
| 010H0037PL | 3/8" Rod | 100 pc |
| 010H0050PL | 1/2" Rod | 100 pc |
| 010H0075PL | 3/4" Rod | 50 pc |

FLAT WASHER



Material: Steel

| Part # | Description |  |
|---------------------------|-----------------|---|
| Finish: Electrogalvanized | | |
| 0110025EG | EG, 0.313" Hole | 100 pc |
| 0110037EG | EG, 0.438" Hole | 1,000 pc |
| 0110050EG | EG, 0.563" Hole | 1,000 pc |
| 0110062EG | EG, 0.688" Hole | 500 pc |
| 0110075EG | EG, 0.813" Hole | 50 pc |
| 0110087EG | EG, 0.938" Hole | 25 pc |
| Finish: Plain | | |
| 0110025PL | 0.313" Hole | 100 pc |
| 0110037PL | 0.438" Hole | 100 pc |
| 0110050PL | 0.563" Hole | 100 pc |
| 0110062PL | 0.688" Hole | 50 pc |
| 0110075PL | 0.813" Hole | 50 pc |

STRUCTURAL ATTACHMENTS

Fasteners/Hardware

LARGE WASHER



Material: Steel
Finish: Electrogalvanized

| Part # | Description |  |
|-----------|-------------------------|---|
| 0120025EG | 0.313" Hole, 1.063" dia | 100 pc |
| 0120037EG | 0.438" Hole, 1.5" dia | 100 pc |
| 0120050EG | 0.563" Hole, 2" dia | 100 pc |

40 EYE ROD

- Ideal for applications where longer threaded rod is not needed
- Structural attachment with 42 Hex Head Wood Screw or as a hanger rod from other structural attachments



Material: Steel
Finish: Plain


| Part # | Description |  |  |
|-----------|--------------|---|---|
| 0403706PL | 3/8" Rod, 6" | 240 lb | 100 pc |
| 0403708PL | 3/8" Rod, 8" | 240 lb | 100 pc |

80 TIE BOLT

- Recommended for securing the connection of steel pipe to ductile pipe
- Threaded rod passes through eye and is retained with a Heavy Duty Hex Nut
- May be used for either vertical or horizontal installations



Material: Steel
Finish: Plain

| Part # | Description |  |
|-------------|--------------------------------------|---|
| 080750450PL | 13/16" dia, 3/4" Screw, 4 1/2" Screw | 25 pc |

Conforms to NFPA® pamphlet #2, 4"-12" pipe size.

STRUCTURAL ATTACHMENTS

Fasteners/Hardware

740 PIPE SLEEVE POSITIONER

- Used to position pipe sleeves and prevent movement during concrete pours
- Requires only a hammer to install
- Can be used for Schedule 40 pipe with sleeve diameter of 2" through 6"
- Can be used for wall thicknesses of 5/16" and under with all sleeve diameters



Material: Spring Steel
Finish: nVent CADDY Armour

| Part # | Description |  |
|--------|----------------------------|---|
| 740 | 740 Pipe Sleeve Positioner | 100 pc |

No load rating, for positioning only. For pipe sizes 6" to 14" use 4H Hammer-On Flange Clip, Side Mount

WEDGE EXPANSION ANCHOR BOLT

- ICC® approved for use in cracked and uncracked concrete
- Includes nut and washer
- Meets NFPA® 13 as pre-qualified for seismic applications



Material: Steel
Finish: Electrogalvanized

| Part # | Description |  |
|----------------|--------------------|---|
| CSBCAB030037EG | 3/8" Screw, 3" | 50 pc |
| CSBCAB037550EG | 1/2" Screw, 3 3/4" | 50 pc |
| CSBCAB045050EG | 1/2" Screw, 4 1/2" | 50 pc |
| CSBCAB055050EG | 1/2" Screw, 5 1/2" | 25 pc |
| CSBCAB047562EG | 5/8" Screw, 4 3/4" | 25 pc |
| CSBCAB060062EG | 5/8" Screw, 6" | 25 pc |
| CSBCAB055075EG | 3/4" Screw, 5 1/2" | 20 pc |
| CSBCAB062575EG | 3/4" Screw, 6 1/4" | 20 pc |
| CSBCAB070075EG | 3/4" Screw, 7" | 20 pc |
| CSBCAB085075EG | 3/4" Screw, 8 1/2" | 10 pc |

STRUCTURAL ATTACHMENTS


Anchors

CONCRETE ANCHOR SCREW

- For use with screw drill bits
- ICC® approved for use in cracked and uncracked concrete
- Meets NFPA® 13 as pre-qualified for seismic applications



Material: Steel
Finish: Electrogalvanized

| Part # | Description |  |
|----------------|---|---|
| CSBCAS025037EG | 3/8" Screw, 2 1/2" Screw, 3/8" Drill Bit Diameter | 50 pc |
| CSBCAS030050EG | 1/2" Screw, 3" Screw, 1/2" Drill Bit Diameter | 50 pc |
| CSBCAS040050EG | 1/2" Screw, 4" Screw, 1/2" Drill Bit Diameter | 50 pc |
| CSBCAS050050EG | 1/2" Screw, 5" Screw, 1/2" Drill Bit Diameter | 25 pc |
| CSBCAS040062EG | 5/8" Screw, 4" Screw, 5/8" Drill Bit Diameter | 25 pc |
| CSBCAS050062EG | 5/8" Screw, 5" Screw, 5/8" Drill Bit Diameter | 25 pc |
| CSBCAS050075EG | 3/4" Screw, 5" Screw, 3/4" Drill Bit Diameter | 20 pc |

DROP-IN ANCHOR

- Internal thread provides easy removal and serviceability
- Installs flush or below the base surface



Material: Steel
Finish: Electrogalvanized

| Part # | Description |
|----------|-----------------------|
| CA0025EG | EG, 1/4" Hole, 1" |
| CA0037EG | EG, 3/8" Hole, 1.563" |
| CA0050EG | EG, 1/2" Hole, 2" |

STRUCTURAL ATTACHMENTS


Anchors

FLANGED DROP-IN ANCHOR

- Internal thread provides easy removal and serviceability
- Installs flush for standard embedment



Material: Steel
Finish: Electrogalvanized

| Part # | Description |  |
|----------|-------------|---|
| LA0025EG | 1/4" Hole | 100 pc |
| LA0037EG | 3/8" Hole | 50 pc |
| LA0050EG | 1/2" Hole | 50 pc |

SPIKE ANCHOR

- Use in concrete with threaded rod
- Vibration resistant
- Pre-expanded anchor design allows for easy installation
- Mushroom and flat head spike anchors are tamper-proof
- Removable forming spike can be used for temporary installations
- Pipe spike is an easy to install alternative to direct fastening



Material: Steel
Finish: Electrogalvanized



| Part # | Description |  |
|----------|-----------------------------------|---|
| RAWL3758 | 3/8" Rod, 1/4" Drill Bit Diameter | 50 pc |

STRUCTURAL ATTACHMENTS


Anchors

SCREW DRILL BIT

- For use with concrete anchor screws



Material: Steel

| Part # | Description |  |
|----------------|-------------------------|---|
| CSBCASDB060037 | 3/8" Drill Bit Diameter | 1 pc |
| CSBCASDB060050 | 1/2" Drill Bit Diameter | 1 pc |
| CSBCASDB080062 | 5/8" Drill Bit Diameter | 1 pc |
| CSBCASDB080075 | 3/4" Drill Bit Diameter | 1 pc |
| CSBCASDB100050 | 1/2" Drill Bit Diameter | 1 pc |
| CSBCASDB120062 | 5/8" Drill Bit Diameter | 1 pc |


HANGERMATE® VERTICAL MOUNT SCREW FOR STEEL

- Convenient design allows fast and easy installation
- Eliminates the need for labor-intensive operations, such as pre-punching or drilling of steel components
- Only one driver needed for all anchor sizes
- Tapped head permits in-line mounting of threaded rod systems



Material: Steel

Finish: Electrogalvanized

| Part # | Description |  |
|---------|------------------------------|---|
| HMZG160 | 1/4" Rod, 0.06"–0.25" Flange | 50 pc |
| HMZG470 | 3/8" Rod, 0.06"–0.25" Flange | 50 pc |

STRUCTURAL ATTACHMENTS

Anchors

HANGERMATE® VERTICAL MOUNT SCREW FOR STEEL WITH LOCK NUT

- Convenient design allows fast and easy installation
- Eliminates the need for labor-intensive operations, such as pre-punching or drilling of steel components
- Only one driver needed for all anchor sizes
- Tapped head permits in-line mounting of threaded rod systems



Material: Steel
Finish: Electrogalvanized


| Part # | Description |  |
|---------|------------------------------|---|
| HMZG471 | 3/8" Rod, 0.06"–0.25" Flange | 50 pc |

HANGERMATE® HORIZONTAL MOUNT SCREW FOR STEEL

- Convenient design allows fast and easy installation
- Eliminates the need for labor-intensive operations, such as pre-punching or drilling of steel components
- Only one driver needed for all anchor sizes
- Cross-drilled and tapped head permits horizontal mounting of threaded rod systems



Material: Steel
Finish: Electrogalvanized


| Part # | Description |  |
|---------|-------------------------------|---|
| HMZH455 | 3/8" Rod, 0.06"–0.125" Flange | 50 pc |
| HMZH475 | 3/8" Rod, 0.06"–0.25" Flange | 50 pc |

STRUCTURAL ATTACHMENTS

Anchors

HANGERMATE® HORIZONTAL MOUNT SCREW FOR STEEL WITH LOCK NUT

- Convenient design allows fast and easy installation
- Eliminates the need for labor-intensive operations, such as pre-punching or drilling of steel components
- Only one driver needed for all anchor sizes
- Cross-drilled and tapped head permits horizontal mounting of threaded rod systems



Material: Steel
Finish: Electrogalvanized


| Part # | Description |  |
|---------|------------------------------|---|
| HMZH476 | 3/8" Rod, 0.06"-0.25" Flange | 50 pc |

HANGERMATE® VERTICAL MOUNT SCREW FOR WOOD

- Convenient design allows fast and easy installation
- Only one driver needed for all anchor sizes
- Tapped head permits in-line mounting of threaded rod systems



Material: Steel
Finish: Electrogalvanized

| Part # | Description |  |
|---------|-------------------------------------|---|
| HMZG315 | 1/4" Rod, 5/16" Screw, 2 1/4" Screw | 50 pc |
| HMZG650 | 3/8" Rod, 5/16" Screw, 2 1/4" Screw | 50 pc |

STRUCTURAL ATTACHMENTS

Anchors

HANGERMATE® HORIZONTAL MOUNT SCREW FOR WOOD

- Convenient design allows fast and easy installation
- Only one driver needed for all anchor sizes
- Cross-drilled and tapped head permits horizontal mounting of threaded rod systems



Material: Steel

Finish: Electrogalvanized

| Part # | Description |  |
|---------|-------------------------------------|---|
| HMZH665 | 3/8" Rod, 5/16" Screw, 2 1/4" Screw | 50 pc |



HANGERMATE® VERTICAL MOUNT SCREW FOR CONCRETE

- End-drilled and tapped for attaching threaded components to concrete
- Solid, one piece cold formed part; head cannot spin off or unscrew from body
- Tapered threads allow for easy starting in pre-drilled hole



Material: Steel


Finish: Electrogalvanized

| Part # | Description |  ↓ |  |
|---------|-------------------------------------|--|---|
| HMZG365 | 1/4" Rod, 5/16" Screw, 2 1/4" Screw | 2,188 lb | 50 pc |
| HMZG730 | 3/8" Rod, 5/16" Screw, 2 1/4" Screw | 2,188 lb | 50 pc |

Tested in 3650 psi concrete. Appropriate safety factors should be applied for design purposes.

HANGERMATE® HEX DRIVE SOCKET

- Installs anchors quickly and easily
- Automatically disengages when anchor is seated



Material: Steel

Finish: Electrogalvanized


| Part # | Description |  |
|---------|-----------------------------|---|
| HMZE215 | HangerMate Hex Drive Socket | 1 pc |

STRUCTURAL ATTACHMENTS

Anchors

HANGERMATE® DRIVE SLEEVE

- Installs anchors quickly and easily
- Automatically disengages when anchor is seated
- Easily slips over drill bit adaptor and drill bits
- Allows installation of anchors without removing the drill bit



Material: Steel
Finish: Electrogalvanized


| Part # | Description |  |
|---------|-------------------------|---|
| HMZE220 | HangerMate Drive Sleeve | 1 pc |

HANGERMATE® DRILL BIT ADAPTOR

- Hex collar allows drive sleeve to be used with tanged drill bit



Material: Steel
Finish: Electrogalvanized


| Part # | Description |  |
|---------|------------------------------|---|
| HMZE240 | HangerMate Drill Bit Adaptor | 1 pc |

HANGERMATE® TANGED DRILL BIT FOR HAMMER DRILLS

- Engineered for accurate drilling in concrete applications
- For use with HangerMate® drill bit adaptor



Material: Steel

| Part # | Description |  |
|---------|-------------------------|---|
| HMZE340 | 1/4" Drill Bit Diameter | 1 pc |

STRUCTURAL ATTACHMENTS


Anchors

HANGERMATE® SDS DRILL BIT FOR HAMMER DRILLS

- Engineered for accurate drilling in concrete applications
- Hex collar allows attachment of drive sleeve



Material: Steel
Finish: Plain


| Part # | Description |  |
|---------|-------------------------|---|
| HMZE350 | 1/4" Drill Bit Diameter | 1 pc |
| HMZE380 | 3/8" Drill Bit Diameter | 1 pc |

145 SPRING TOGGLE


- Used with threaded rod in hollow wall applications



Material: Steel
Finish: Electrogalvanized

| Part # | Description |  |
|-----------|-------------|---|
| 1450037EG | 3/8" Rod | 100 pc |
| 1450050EG | 1/2" Rod | 50 pc |

nVent CADDY All-In-One



ALL-IN-ONE ELECTRICAL ASSEMBLIES

Stud-Mounted Assemblies


ALL-IN-ONE STUD-MOUNTED WITH REMOVABLE MUD RING

- Removable mud ring provides front access to the interior of the box
- Box remains fixed in place when mud ring is removed
- Includes multiple knockouts on each side of the box
- Assemblies keyed for precise alignment when installed on both sides of a stud
- Made in the USA



Material: Steel
Finish: Pregalvanized



| Part # | Description |  |
|--|---|---|
| Knockout Sizes: (5) 1/2", 3/4", (1) 1/2", (3) 1" | | |
| A1SD1N | 1 Gang, No Ground, 5/8" Drywall, 3 5/8" Deep | 20 pc |
| A1SD1NS | 1 Gang, No Ground, 5/8" Drywall, 2 1/2" Deep | 20 pc |
| Knockout Sizes: (8) 1/2", 3/4" | | |
| A1SF1G | 1 Gang, w/Ground, 5/8" Drywall, 3 5/8" Deep | 20 pc |
| A1SF1GBUSP250 | 1 Gang, w/Ground, 5/8" Drywall, 3 5/8" Deep | 250 pc |
| A1SF1GS | 1 Gang, w/Ground, 5/8" Drywall, 2 1/2" Deep | 20 pc |
| A1SF1GSBUSP250 | 1 Gang, w/Ground, 5/8" Drywall, 2 1/2" Deep | 250 pc |
| A1SF1GSP250 | 1 Gang, w/Ground, 5/8" Drywall, 3 5/8" Deep | 250 pc |
| A1SF2G | 2 Gang, w/Ground, 5/8" Drywall, 3 5/8" Deep | 20 pc |
| A1SF2GS | 2 Gang, w/Ground, 5/8" Drywall, 2 1/2" Deep | 20 pc |
| A1SF3G | 1 Gang, w/Ground, 1 1/4" Drywall, 3 5/8" Deep | 20 pc |
| A1SF4G | 2 Gang, w/Ground, 1 1/4" Drywall, 3 5/8" Deep | 20 pc |

Ground wire pigtail is 10".

ALL-IN-ONE ELECTRICAL ASSEMBLIES

Stud-Mounted Assemblies

ALL-IN-ONE STUD-MOUNTED WITH ADJUSTABLE MUD RING

- Adjustable mud ring accommodates various thicknesses of drywall
- Can be adjusted after the installation of drywall
- Box remains fixed in place when mud ring is removed
- Includes multiple knockouts on each side of the box
- Assemblies keyed for precise alignment when installed on both sides of a stud



Material: Steel
Finish: Pregalvanized
Knockout Sizes: (8) 1/2", 3/4"; (3) 1/2"



| Part # | Description |  |
|----------|--|---|
| A1SFV1G | 1 Gang, 3/4"-1 1/2" Drywall, 3 5/8" Deep | 20 pc |
| A1SFV1GS | 1 Gang, 3/4"-1 1/2" Drywall, 2 1/2" Deep | 20 pc |
| A1SFV2G | 2 Gang, 5/8"-1 1/2" Drywall, 3 5/8" Deep | 20 pc |
| A1SFV2GS | 2 Gang, 5/8"-1 1/2" Drywall, 2 1/2" Deep | 20 pc |

Ground wire pigtail is 10".

ALL-IN-ONE ELECTRICAL ASSEMBLIES

Stud-Mounted Assemblies

ALL-IN-ONE STUD-MOUNTED WITHOUT MUD RING

- Provides the flexibility to add a mud ring for non-standard drywall thicknesses
- Box remains fixed in place when mud ring is removed
- Includes multiple knockouts on each side of the box
- Assemblies keyed for precise alignment when installed on both sides of a stud
- Works with standard US and Canadian mud rings
- Made in the USA



Material: Steel
Finish: Pregalvanized



| Part # | Description | |
|--|------------------------|--------|
| Knockout Sizes: (5) 1/2", 3/4", (1) 1/2", (3) 1" | | |
| A1SD0G | w/Ground, 3 5/8" Deep | 20 pc |
| A1SD0N | No Ground, 3 5/8" Deep | 20 pc |
| A1SD0NS | No Ground, 2 1/2" Deep | 20 pc |
| A1SD0NTC (CANADA) | No Ground, 3 5/8" Deep | 20 pc |
| Knockout Sizes: (8) 1/2", 3/4", (3) 1/2" | | |
| A1SF0G | w/Ground, 3 5/8" Deep | 20 pc |
| A1SF0GBUSP250 | w/Ground, 3 5/8" Deep | 250 pc |
| A1SF0GS | w/Ground, 2 1/2" Deep | 20 pc |
| A1SF0GSBUSP250 | w/Ground, 2 1/2" Deep | 250 pc |
| A1SF0GSP250 | w/Ground, 3 5/8" Deep | 250 pc |
| A1SF0N | No Ground, 3 5/8" Deep | 20 pc |
| A1SF0NS | No Ground, 2 1/2" Deep | 20 pc |
| A1SF0GTC (CANADA) | w/Ground, 3 5/8" Deep | 20 pc |

Ground wire pigtail is 10".

ALL-IN-ONE ELECTRICAL ASSEMBLIES

Between-Stud Assemblies


ALL-IN-ONE BETWEEN-STUD WITH REMOVABLE MUD RING, SINGLE BOX

- Removable mud ring provides front access to the interior of the box
- Box remains fixed in place when mud ring is removed
- Pre-bent tabs on support bracket help to quickly square assembly to stud
- Center marks provide easy height positioning
- Includes multiple 1/2" and 3/4" knockouts on each side of the box
- Made in the USA



Material: Steel
 Finish: Pregalvanized
 Knockout Sizes: (8) 1/2", 3/4"; (3) 1/2"



| Part # | Description |  |
|---------|---|---|
| A1BF1GS | 1 Gang, w/Ground, 5/8" Drywall, 2 1/2" Deep | 5 pc |
| A1BF1G | 1 Gang, w/Ground, 5/8" Drywall, 3 5/8" Deep | 5 pc |
| A1BF3G | 1 Gang, w/Ground, 1 1/4" Drywall, 3 5/8" Deep | 5 pc |
| A1BF2GS | 2 Gang, w/Ground, 5/8" Drywall, 2 1/2" Deep | 5 pc |
| A1BF2G | 2 Gang, w/Ground, 5/8" Drywall, 3 5/8" Deep | 5 pc |
| A1BF4G | 2 Gang, w/Ground, 1 1/4" Drywall, 3 5/8" Deep | 5 pc |

Ground wire pigtail is 10".
 24" stud spacing requires use of three mounting screws.
 Use only with nVent CADDY All-in-One box assemblies.

ALL-IN-ONE ELECTRICAL ASSEMBLIES

Between-Stud Assemblies

ALL-IN-ONE BETWEEN-STUD WITH REMOVABLE MUD RING, MULTI-BOX

- Comes with multiple boxes pre-assembled for side by side power and data applications
- Removable mud ring provides front access to the interior of the box
- Pre-bent tabs on support bracket help to quickly square assembly to stud
- Center marks provide easy height positioning
- Includes multiple knockouts on each side of the box
- Made in the USA



Material: Steel
Finish: Pregalvanized



| Part # | Description |
|---|---|
| Knockout Sizes, Box 1: (8) 1/2", 3/4"; (3) 1/2" | |
| A1BF1G41NAO | 1 Gang, 5/8" Drywall, 3 5/8" Deep |
| A1BF3G43NAO | 1 Gang, 1 1/4" Drywall, 3 5/8" Deep |
| A1BF2G41NAO | 2 Gang, 5/8" Drywall, 3 5/8" Deep |
| Knockout Sizes, Box 2: (4) 1", (4) 1 1/4" | |
| A1BF1G41N | 1 Gang, 42 in ³ Box, 5/8" Drywall, 3 5/8" Deep |
| A1BF3G43N | (1 Gang, 42 in ³ Box, 1 1/4" Drywall, 3 5/8" Deep |
| A1BF1G51N | 1 Gang, 64 in ³ Box, 5/8" Drywall, 3 5/8" Deep |
| A1BF3G53N | 1 Gang, 64 in ³ Box, 1 1/4" Drywall, 3 5/8" Deep |
| A1BF2G41N | 2 Gang, 42 in ³ Box, 5/8" Drywall, 3 5/8" Deep |
| A1BF2G51N | 2 Gang, 64 in ³ Box, 5/8" Drywall, 3 5/8" Deep |
| Knockout Sizes, Box 2: (5) 1/2", 3/4", (1) 1/2", (3) 1" | |
| A1BF1GD1NS | 1 Gang, 32.8 in ³ Box, 5/8" Drywall, 2 1/2" Deep |
| A1BF1GD1N | 1 Gang, 32.8 in ³ Box, 5/8" Drywall, 3 5/8" Deep |
| A1BF2GD1NS | 2 Gang, 32.8 in ³ Box, 5/8" Drywall, 2 1/2" Deep |
| A1BF2GD1N | 2 Gang, 32.8 in ³ Box, 5/8" Drywall, 3 5/8" Deep |
| Knockout Sizes, Box 2: (8) 1/2", 3/4", (3) 1/2" | |
| A1BF1GF1N | 1 Gang, 32.8 in ³ Box, 5/8" Drywall, 3 5/8" Deep |
| A1BF3GF3N | 1 Gang, 32.8 in ³ Box, 1 1/4" Drywall, 3 5/8" Deep |

Ground wire pigtail is 10".

24" stud spacing requires use of three mounting screws.
Use only with nVent CADDY All-in-One box assemblies.

ALL-IN-ONE ELECTRICAL ASSEMBLIES

Between-Stud Assemblies

ALL-IN-ONE BETWEEN-STUD WITH ADJUSTABLE MUD RING, SINGLE BOX

- Adjustable mud ring accommodates various thicknesses of drywall
- Can be adjusted after the installation of drywall
- Box remains fixed in place when mud ring is removed
- Pre-bent tabs on support bracket help to quickly square assembly to stud
- Center marks provide easy height positioning
- Includes multiple 1/2" and 3/4" knockouts on each side of the box



Material: Steel
Finish: Pregalvanized
Knockout Sizes: (8) 1/2", 3/4"; (3) 1/2"



| Part # | Description |  |
|----------|--|---|
| A1BFV1GS | 1 Gang, 3/4"-1 1/2" Drywall, 2 1/2" Deep | 5 pc |
| A1BFV1G | 1 Gang, 3/4"-1 1/2" Drywall, 3 5/8" Deep | 5 pc |

Ground wire pigtail is 10". 24" stud spacing requires use of three mounting screws.
Use only with nVent CADDY All-in-One box assemblies.

ALL-IN-ONE BETWEEN-STUD WITH ADJUSTABLE MUD RING, MULTI-BOX

- Comes with multiple boxes pre-assembled for side by side power and data applications
- Adjustable mud ring accommodates various thicknesses of drywall
- Can be adjusted after the installation of drywall
- Pre-bent tabs on support bracket help to quickly square assembly to stud
- Center marks provide easy height positioning
- Includes multiple knockouts on each side of the box



Material: Steel
Finish: Pregalvanized
Knockout Sizes, Box 1: (8) 1/2", 3/4"; (3) 1/2"
Knockout Sizes, Box 2: (5) 1/2", 3/4"; (1) 1/2"; (3) 1"



| Part # | Description |
|--------------|----------------------------------|
| A1BFV1GDV1NS | 3/4"-1 1/2" Drywall, 2 1/2" Deep |
| A1BFV1GDV1N | 3/4"-1 1/2" Drywall, 3 5/8" Deep |


Ground wire pigtail is 10".
24" stud spacing requires use of three mounting screws.
Use only with nVent CADDY All-in-One box assemblies.

ALL-IN-ONE ELECTRICAL ASSEMBLIES

Between-Stud Assemblies


ALL-IN-ONE BETWEEN-STUD WITHOUT MUD RING, SINGLE BOX

- Provides the flexibility to add a mud ring for non-standard drywall thicknesses
- Box remains fixed in place when mud ring is removed
- Pre-bent tabs on support bracket help to quickly square assembly to stud
- Center marks provide easy height positioning
- Includes multiple 1/2" and 3/4" knockouts on each side of the box
- Works with standard US and Canadian mud rings
- Made in the USA



Material: Steel
Finish: Pregalvanized



| Part # | Description |  |
|--|------------------------|---|
| Knockout Sizes: (5) 1/2", 3/4", (1) 1/2", (3) 1" | | |
| A1BD0N | No Ground, 3 5/8" Deep | 5 pc |
| Knockout Sizes: (8) 1/2", 3/4", (3) 1/2" | | |
| A1BF0G | w/Ground, 3 5/8" Deep | 5 pc |
| A1BF0GS | w/Ground, 2 1/2" Deep | 5 pc |
| A1BF0GTC (CANADA) | w/Ground, 3 5/8" Deep | 5 pc |

Ground wire pigtail is 10".


24" stud spacing requires use of three mounting screws.
Use only with nVent CADDY All-in-One box assemblies.

ALL-IN-ONE ELECTRICAL ASSEMBLIES

Between-Stud Assemblies


ALL-IN-ONE BETWEEN-STUD WITHOUT MUD RING, MULTI-BOX

- Comes with multiple boxes pre-assembled for side by side power and data applications
- Provides the flexibility to add a mud ring for non-standard drywall thicknesses
- Box remains fixed in place when mud ring is removed
- Pre-bent tabs on support bracket help to quickly square assembly to stud
- Center marks provide easy height positioning
- Includes multiple knockouts on each side of the box
- Works with standard US and Canadian mud rings
- Made in the USA



Material: Steel
Finish: Pregalvanized



| Part # | Description |  | Certification |
|---|-----------------------|---|---------------|
| Knockout Sizes, Box 1: (8) 1/2", 3/4" – Knockout Sizes, Box 2: (5) 1/2", 3/4", (1) 1/2" | | | |
| A1BF0GD0N | w/Ground, 3 5/8" Deep | 5 pc | cULus |
| A1BF0GD0NS | w/Ground, 2 1/2" Deep | 5 pc | cULus |
| A1BF0GD0NTC (CANADA) | w/Ground, 3 5/8" Deep | 5 pc | cULus |
| Knockout Sizes, Box 1: (8) 1/2", 3/4", (3) 1/2" | | | |
| A1BF0G40NAO | w/Ground, 3 5/8" Deep | 5 pc | – |
| Knockout Sizes, Box 1: (8) 1/2", 3/4", (3) 1/2" – Knockout Sizes, Box 2: (4) 1", (4) 1 1/4" | | | |
| A1BF0G40N | w/Ground, 3 5/8" Deep | 5 pc | – |

Ground wire pigtail is 10".
24" stud spacing requires use of three mounting screws.
Use only with nVent CADDY All-in-One box assemblies.

ALL-IN-ONE ELECTRICAL ASSEMBLIES

Between-Stud Assemblies

ALL-IN-ONE BETWEEN-STUD BRACKET

- Versatile bracket for mounting nVent CADDY All-in-One box assemblies
- Provides excellent rigidity and reduces issues at trim out
- nVent CADDY All-in-One box assemblies simply slide and lock in to place with provided screws
- Perfect for jobs when specifications require precise box location
- 24" stud spacing requires use of three mounting screws.
- Made in the USA



Material: Steel
Finish: Pregalvanized



| Part # | Description | |
|--------------|---------------------|--------|
| A1B1624 | 16-24" Stud Spacing | 50 pc |
| A1B1624SP250 | 16-24" Stud Spacing | 250 pc |

Use only with nVent CADDY All-in-One box assemblies.

ALL-IN-ONE FLOOR-MOUNTED WITH ADJUSTABLE MUD RING

- Preset to a finish height of 18" from the floor (adjustable to 12" or 15")
- Adjustable mud ring accommodates various thicknesses of drywall
- Can be adjusted after the installation of drywall
- Box remains fixed in place when mud ring is removed
- Integrated first means of support accepts conduit or MC/AC cable
- Accommodates additional nVent CADDY All-in-One box assemblies, support brackets and low-voltage mounting plates
- Includes multiple 1/2" and 3/4" knockouts on each side of the box



Material: Steel
Finish: Pregalvanized
EMT Conduit Size: 1/2"; 3/4"
MC/AC Cable Size: 14-2 to 12-3
Knockout Sizes: (8) 1/2", 3/4"; (3) 1/2"



| Part # | Description | |
|---------|-----------------------------|------|
| A1FFV1G | 1 Gang, 3/4"-1 1/2" Drywall | 5 pc |
| A1FFV2G | 2 Gang, 5/8"-1 1/2" Drywall | 5 pc |

Ground wire pigtail is 10".

ALL-IN-ONE ELECTRICAL ASSEMBLIES

Floor-Mounted Assemblies

ALL-IN-ONE FLOOR-MOUNTED WITH REMOVABLE MUD RING

- Preset to a finish height of 18" from the floor (adjustable to 12" or 15")
- Removable mud ring provides front access to the interior of the box
- Box remains fixed in place when mud ring is removed
- Integrated first means of support accepts conduit or MC/AC cable
- Accommodates additional nVent CADDY All-in-One box assemblies, support brackets and low-voltage mounting plates
- Includes multiple 1/2" and 3/4" knockouts on each side of the box
- Made in the USA



Material: Steel
 Finish: Pregalvanized
 EMT Conduit Size: 1/2"; 3/4"
 MC/AC Cable Size: 14-2 to 12-3
 Knockout Sizes: (8) 1/2", 3/4"; (3) 1/2"



| Part # | Description |  |
|---------|---|---|
| A1FF1GS | 1 Gang, w/Ground, 5/8" Drywall, 2 1/2" Deep | 5 pc |
| A1FF1G | 1 Gang, w/Ground, 5/8" Drywall, 3 5/8" Deep | 5 pc |
| A1FF3G | 1 Gang, w/Ground, 1 1/4" Drywall, 3 5/8" Deep | 5 pc |
| A1FF2GS | 2 Gang, w/Ground, 5/8" Drywall, 2 1/2" Deep | 5 pc |
| A1FF2G | 2 Gang, w/Ground, 5/8" Drywall, 3 5/8" Deep | 5 pc |
| A1FF4G | 2 Gang, w/Ground, 1 1/4" Drywall, 3 5/8" Deep | 5 pc |

Ground wire pigtail is 10".

ALL-IN-ONE ELECTRICAL ASSEMBLIES

Floor-Mounted Assemblies

ALL-IN-ONE FLOOR-MOUNTED WITHOUT MUD RING

- Preset to a finish height of 18" from the floor (adjustable to 12" or 15")
- Integrated first means of support accepts conduit or MC/AC cable
- Provides the flexibility to add a mud ring for non-standard drywall thicknesses
- Box remains fixed in place when mud ring is removed
- Accommodates additional nVent CADDY All-in-One box assemblies, support brackets and low-voltage mounting plates
- Includes multiple 1/2" and 3/4" knockouts on each side of the box
- Works with standard US and Canadian mud rings



Material: Steel

Finish: Pregalvanized

EMT Conduit Size: 1/2"; 3/4"

MC/AC Cable Size: 14-2 to 12-3

Knockout Sizes: (8) 1/2", 3/4"; (3) 1/2"



| Part # | Description | |
|-------------------|-----------------------|------|
| A1FF0G | w/Ground, 3 5/8" Deep | 5 pc |
| A1FF0GTC (CANADA) | w/Ground, 3 5/8" Deep | 5 pc |
| A1FF0GS | w/Ground, 2 1/2" Deep | 5 pc |

Ground wire pigtail is 10".

ALL-IN-ONE FLOOR-MOUNTED BRACKET

- Versatile bracket for mounting nVent CADDY All-in-One box assemblies
- Positions box a fixed distance from the floor eliminating the need to measure and promoting consistent placement
- Provides excellent rigidity and reduces issues at trim out
- Dual mounting tabs allow bracket to be installed on either side of the stud
- Integrated first means of support accepts conduit or MC/AC cable
- Accommodates additional nVent CADDY All-in-One box assemblies, support brackets and low-voltage mounting plates



Material: Steel

Finish: Pregalvanized

EMT Conduit Size: 1/2"; 3/4"

MC/AC Cable Size: 14-2 to 12-3



| Part # | Description | |
|---------|--|-------|
| A1F1218 | nVent CADDY All-in-One Floor-Mounted Bracket | 15 pc |

ALL-IN-ONE ELECTRICAL ASSEMBLIES

Accessories

ADAPTER PLATE

- Supports 4-11/16" box to nVent CADDY All-in-One Between-Stud Bracket
- Allows 4" mud ring to be attached to a 4-11/16" box



Material: Steel
Finish: Electrogalvanized



| Part # | Description |  |
|--------|---------------|---|
| TBSBA4 | Adapter Plate | 25 pc |

ADJUSTABLE MUD RING

- Adjustable mud ring accommodates various thicknesses of drywall
- Can be adjusted after the installation of drywall



Material: Steel
Finish: Pregalvanized



| Part # | Description |  |
|-----------|-----------------------------|---|
| AMR1224SG | 1 Gang, 3/4"-1 1/2" Drywall | 20 pc |
| AMR1024DG | 2 Gang, 5/8"-1 1/2" Drywall | 20 pc |

We asked electrical contractors what problems they face and how nVent CADDY innovation can help meet their needs. We listened to what they do today and heard a consistent message: Find a better way to mount, wire and install electrical devices, such as switches and outlets, on the job or offsite. Then the nVent CADDY team designed and built solutions that meets many of the different installation methods and preferences of today's electrical contractor.

MADE IN THE U.S.A.

nVent CADDY products are manufactured in Solon, Ohio, allowing us to control every step of the process and ensure each part meets our quality standards. From the steel we use to the nVent CADDY Armour coating on our spring steel parts, each step of our process ensures customers receive premium quality products. In addition to manufacturing our solutions in the United States, "Made in the USA" represents our commitment to contributing to the local and national economies. Through your purchase of nVent CADDY products, you invest in American-made and engineered products, supporting hundreds of U.S.-based manufacturing jobs.

Stud Wall



STUD WALL

Adjustable Far-Side Box Supports

ADJUSTABLE FAR-SIDE BOX SUPPORT

- Provides far side electrical box support in various stud wall depths



Material: Steel
Finish: Pregalvanized



| Part # | Description |  |
|--------|-------------------------------|---|
| 766 | 2 1/2", 3 5/8", 4" Wall Depth | 100 pc |

No load rating, for positioning only.

ADJUSTABLE FAR-SIDE BOX SUPPORT, SPRING STEEL

- Prevents boxes from being pushed back into the stud cavity, reducing costly trim out issues
- Attaches quickly and securely to the side of the box
- Installs without the use of tools or screws



Material: Spring Steel
Finish: nVent CADDY Armour



| Part # | Description |  |
|--------|---------------------|---|
| J1A35 | 2 1/2", 3 5/8" Stud | 100 pc |

No load rating, for positioning only.

STUD WALL

Adjustable Far-Side Box Supports

ADJUSTABLE FAR-SIDE BOX SUPPORT, BACK MOUNT

- Provides far side electrical box support in various stud wall depths



Material: Steel
Finish: Pregalvanized



| Part # | Description |  |
|--------|-----------------------------------|---|
| 766A | 2 1/2", 3 1/2", 4", 6" Wall Depth | 100 pc |

No load rating, for positioning only.


ADJUSTABLE FAR-SIDE BOX SUPPORT, PLASTIC

- Prevents boxes from being pushed back into the stud cavity, reducing costly trim out issues
- Easily snaps into existing box holes
- Provides rigid support near the center of the box
- No adjustment needed in a 3-5/8" wall
- Can be stacked or trimmed for any stud wall depth



Material: Acrylonitrile Butadiene Styrene
Finish: Plain



| Part # | Description |  |
|--------|------------------|---|
| 766PM | 1 1/2" Box Depth | 100 pc |
| 766PMD | 2 1/8" Box Depth | 100 pc |

No load rating, for positioning only.

STUD WALL


Adjustable Far-Side Box Supports

FAR-SIDE BOX SUPPORT EXTENSION



Material: Steel
Finish: Pregalvanized



| Part # | Description |  |
|--------|---------------|---|
| TEB6XT | 6" Wall Depth | 100 pc |


RIGID BOX SUPPORT

- Eliminates the need for an electrical box on low voltage applications
- Supports electrical boxes, plaster rings or low voltage devices from one bracket



Material: Steel
Finish: Pregalvanized



| Part # | Description |  |
|--------|--------------------------|---|
| RBS16 | 3 Box,; 16" stud spacing | 25 pc |
| RBS24 | 4 Box,; 24" stud spacing | 25 pc |

STUD WALL

Between Stud Box Mounting Brackets


TELESCOPING RIGID BOX SUPPORT

- Accommodates up to 6-gang box in 16" stud spacing or up to 10-gang in 24" stud spacing
- Will support four electrical boxes in 24" stud spacing
- Open design allows a variety of positions for box location
- Easy to adjust after the electrical box is installed
- For use with 4" square and 4-11/16" boxes and mud rings
- Unique, one-piece, break apart design



Material: Steel
Finish: Pregalvanized



| Part # | Description |  |
|-----------|----------------------|---|
| TSRBS1625 | 16"-24" Stud Spacing | 25 pc |

SNAP TO STUD ELECTRICAL BOX BRACKET

- Snap to stud function makes installation fast and easy, saving time and increasing productivity
- Self-leveling feature ensures the electrical box is always square to the stud, for a consistent and professional installation
- Mounts to either side of the stud and can be mounted side by side on the same stud
- Accommodates all stud depths, simplifying purchasing and pre-fab operations
- Works with standard or adjustable single and double gang mud rings
- Rigid design delivers consistency and quality during the trim out phase, helping reduce call backs and costly repairs
- Additional mounting tabs allow the bracket to be secured to the front and inside face of the stud for extra stability
- Unique fold-out tabs eliminate the need to use scrap pieces of floor track to provide rigidity when mounting to the open face of studs
- Specially shaped key holes help keep the box assembled even when the mud ring is removed, providing greater access to the box in the field



Material: Steel
Finish: Electrogalvanized



| Part # | Description |  |
|---------|---|---|
| STS2346 | 2 1/2", 3 5/8", 4", 6" Wall Depth, 4", 4 11/16" Box | 25 pc |

STUD WALL

Stud Mounted Box Brackets


UNIVERSAL ELECTRICAL BOX BRACKET

- Can be pre-fabricated prior to attaching box to the bracket
- Box locking tabs securely lock electrical boxes in place to prevent disassembly during shipment
- Mounts electrical boxes
- Mounts plaster rings for low voltage applications
- Easily identify mounting orientation of electrical boxes
- Feet on the far-side supports help prevent damage to the drywall
- Can be mounted to stud on all four sides
- Designed with two far-side supports for added stability
- Allows any box size to be used



Material: Steel
Finish: Pregalvanized




| Part # | Description |  |
|--------|---------------------------|---|
| TEB23 | 2 1/2", 3 5/8" Wall Depth | 50 pc |
| TEB4 | 4" Wall Depth | 50 pc |

Octagonal keyholes for 4" boxes, round keyholes for 4-11/16" boxes.

"MOUNTS ELECTRICAL BOXES" BRACKET

- Design simplifies handling, reduces inventory and saves space
- Requires only a screw gun to install
- V-notched on center allows for consistent positioning
- Built-in support legs reduce box movement
- Can be used with EMT; ideal for flexible conduit, MC/AC or non-metallic sheathed cable
- Can be pre-assembled in the shop to allow for greater efficiency at the job site
- Plaster rings can be mounted separately eliminating the need for an electrical box for low-voltage applications
- MP Series brackets can be attached in-line to the MEB1 for low voltage applications
- Mounts on either side of stud without need to reposition box



Material: Steel
Finish: Pregalvanized



| Part # | Description |  |
|--------|-------------------------------|---|
| MEB1 | 2 1/2", 3 1/2", 4" Wall Depth | 25 pc |

STUD WALL

Stud Mounted Box Brackets

C SERIES ELECTRICAL BOX BRACKET TO STUD

- Replaces H-Brackets with improved design
- Thicker steel to significantly increase rigidity and help prevent box movement and trim out issues
- Works with both standard and adjustable single and double gang mud rings
- Mounts plaster rings for low voltage applications
- Additional bend points on C4 and C6 brackets for greater versatility




Material: Steel
Finish: Pregalvanized



| Part # | Description |  |
|--------|--|---|
| C23 | 2 1/2", 3 5/8" Wall Depth, 3.51" | 100 pc |
| C4 | 2 1/2", 3 5/8", 4" Wall Depth, 3.89" | 100 pc |
| C6 | 2 1/2", 3 5/8", 5 1/2", 6" Wall Depth, 5.89" | 50 pc |


ELECTRICAL BOX BRACKET TO STUD

- Easily attaches 4" and 4 11/16" outlet boxes to metal or wood studs
- Support leg reduces movement of box in wall
- Offset design and use of SMS8 low profile self-tapping screws (not included) reduce dry wall bulge



Material: Steel
Finish: Pregalvanized



| Part # | Description |  |
|--------|---------------------------------------|---|
| H23 | 2 1/2", 3 5/8" Wall Depth | 100 pc |
| H4 | 2 1/2", 3 5/8", 4" Wall Depth | 100 pc |
| H6 | 2 1/2", 3 5/8", 5 1/2", 6" Wall Depth | 50 pc |

STUD WALL

Stud Mounted Box Brackets

SCREW-ON BOX SUPPORT

- Permits positioning of metal electrical box anywhere on metal or wood stud, regardless of stud size
- Securely held in place with screws



Material: Spring Steel
Finish: nVent CADDY Armour



| Part # | Description |  |
|--------|------------------|---|
| 350 | 4", 4 11/16" Box | 100 pc |

MSF SNAP-ON BOX SUPPORT

- Spring steel for press-on attachment
- Center hole assists in consistent alignment, exact positioning and screw attachment
- Requires hammer to attach clip to box



Material: Spring Steel
Finish: nVent CADDY Armour



| Part # | Description |  |
|--------|-------------------------|---|
| MSF | MSF Snap-On Box Support | 100 pc |

ADJUSTABLE DEPTH SNAP-ON SWITCH BOX SUPPORT

- Allows the switch box to protrude through any size drywall
- Fits most drywall studding



Material: Spring Steel
Finish: nVent CADDY Armour



| Part # | Description |  |
|--------|---------------------------|---|
| MFS | 1 3/8"-1 1/2" x 1/4"-3/4" | 100 pc |

STUD WALL

Stud Mounted Switch Box Brackets


FIXED DEPTH SNAP-ON SWITCH BOX SUPPORT

- Allows the switch box to protrude through any size drywall
- Fits most drywall studding



Material: Spring Steel
Finish: nVent CADDY Armour



| Part # | Description |  |
|--------|--|---|
| MF250 | 1/4" Drywall | 100 pc |
| MF375 | 3/8" Drywall | 100 pc |
| MF500 | 1/2" Drywall | 100 pc |
| MF625 | 5/8" Drywall | 100 pc |
| MF750 | 3/4" Drywall | 100 pc |
| MFO | Fixed Depth Snap-On Switch Box Support | 100 pc |

When attaching flush to stud face, use part MFO.

MC/AC AND NON-METALLIC SHEATHED CABLE SUPPORT

- Effectively supports non-metallic sheathed and MC/AC cables
- Secures cables 1-1/4" from the face of the stud
- Flared edges prevent damage to the cable jacket
- Holds up to four MC/AC cables or four 12-3 non-metallic sheathed cables with ground
- Unique "stop-bend" design helps prevent cables from being installed too far from face of stud



Material: Steel
Finish: Pregalvanized



| Part # | Description |  |
|--------|---|---|
| CER4 | MC/AC and Non-Metallic Sheathed Cable Support | 100 pc |

| Cable Size | MC/AC 14-2 w/ground | MC/AC 12-3 w/ground | MC/AC 12-4 through 10-4 | MC/AC single cables up to 6-3 stranded | Non-metallic sheathed cables up to 12-3 w/ground |
|-------------|---------------------|---------------------|-------------------------|--|--|
| # of Cables | 4 | 3 | 2 | 1 | 4 |

STUD WALL

Cable/Conduit to Stud

"COLORADO JIM" CABLE SUPPORT

- Easy-to-use locking tab
- Cable locating ribs to maintain cable separation
- Flared edges for cable protection
- NEC® 300.4D applicable
- For wood or metal stud




Material: Steel
Finish: Pregalvanized



| Part # | Description |  |
|----------------|------------------------------|---|
| CJ6 | "Colorado Jim" Cable Support | 100 pc |
| CJ6IN (Canada) | "Colorado Jim" Cable Support | 100 pc |

"COLORADO JIM" CABLE SUPPORT WITH STANDOFF

- Easy-to-use locking tab
- Cable locating ribs to maintain cable separation
- Flared edges for cable protection
- NEC® 300.4D applicable
- AC or Flexible Cable to Furring strip and hat channel



Material: Steel
Finish: Pregalvanized



| Part # | Description |  |
|--------|--|---|
| CJ6S | "Colorado Jim" Cable Support with Standoff | 100 pc |

| Part # | Cable Type | Cable Size | Cables Per Fastener |
|---------------------------------------|-----------------------------|--|---------------------|
| CJ6 to Wood | Non-Metallic | 14-2, 12-2, 10-2, 14-3, 12-3 and 10-3 w/ground 8-2 and 6-2 w/ground | Max 6 Max 4 |
| CJ6 to Metal Stud | Metal Clad (MC) | 14-2, 12-2, 10-2, 14-3, 12-3, 10-3, 14-4, 12-4 and 10-4 w/ground | Max 4 |
| CJ6S to Furring Strip and Hat Channel | Armored Cable (AC) | 14-4, 12-2, 10-2, 8-2, 14-3, 12-3, 10-3, 14-4, 12-4 and 10-4 w/ground | Max 4 |
| | Flexible Conduit (BX) | 5/16", 3/8" | Max 4 |
| CJ6IN to Metal Stud (Canada only) | Non-Metallic Sheathed Cable | 14-2, 12-2, 10-2, 14-3, 12-3 and 10-3 w/ground | Max 4 |

STUD WALL

Cable/Conduit to Stud

CS812 CABLE/CONDUIT TO STUD ATTACHMENT

- Accommodates EMT conduit and MC/AC cable
- Easily locate the fastener on the stud, keeping your conduit in line with box knock out and H-series brackets
- For wood or metal stud
- Eliminates offset bending of conduit
- Compliant with NEC® Article 358.30(A), which requires conduit support within 36" of an electrical box
- Compliant with CEC Rule 12-1404, which requires conduit support within 1 m of an electrical box
- Compliant with CEC Rule 12-618, which requires support of armoured cable within 300 mm (12") of an electrical box



Material: Spring Steel
Finish: nVent CADDY Armour



| Part # | Description | |
|--------|----------------------------------|--------|
| CS16 | 1" EMT, 2 1/8" Box Depth | 100 pc |
| CS812 | 1/2", 3/4" EMT, 1 1/2" Box Depth | 100 pc |
| CS812D | 1/2", 3/4" EMT, 2 1/8" Box Depth | 100 pc |

CABLE SUPPORT TO STUD

- Provides secure support of NMC or MC/AC to metal/wood stud in seconds
- One fastener, four applications
- Delivers compliance with NEC® 300.4(d), CEC 12-618 and CEC 12-510
- No installation tools required



Material: Spring Steel
Finish: nVent CADDY Armour



| Part # | Description | |
|--------|---|--------|
| FXC20 | 7/16"-9/16" OD, 14-2 to 12-3 MC/AC, 14-2 to 12-3 NM | 100 pc |

STUD WALL

Cable/Conduit to Stud

MC/AC CABLE TO STUD CLIP

- Manufactured with stabilizer legs for virtually “wobble-free” support
- Snaps into place on metal stud and beam flange
- No tools required for installation
- Pre-punched holes in clip allow it to be screwed to wood stud, concrete or block
- Compliant with NEC® Article 300.4(d), allowing cable to be positioned a minimum of 1-1/4” from face of stud
- Compliant with CEC Rule 12-618 for support of MC/AC cable
- Factory riveted assemblies are available for installation on flange, purlin, acoustical tee, drop wire, concrete, block or wood and metal stud
- MAC2 snaps in half to accommodate single run of cable effectively making two clips from one



Material: Spring Steel
Finish: nVent CADDY Armour



| Part # | Description | |
|--------|-------------------------------------|--------|
| MAC2 | 1/8" Max Flange, 14-2 to 10-3 MC/AC | 100 pc |

Assemblies allow for support from most main and substructures.

MC/AC DOUBLE CABLE TO STUD CLIP

- Manufactured with stabilizer legs for virtually “wobble-free” support
- No tools required for installation
- Compliant with NEC® Article 300.4(d), allowing cable to be positioned a minimum of 1-1/4” from face of stud
- Compliant with CEC Rule 12-618 for support of MC/AC cable



Material: Spring Steel
Finish: nVent CADDY Armour



| Part # | Description | |
|--------|--------------------|--------|
| MAC2T | 14-2 to 10-3 MC/AC | 100 pc |

Assemblies allow for support from most main and substructures.

STUD WALL

Cable/Conduit to Stud


MC/AC CABLE TO METAL STUD CLIP

- Easily attaches MC or AC to metal stud
- No tools required for installation
- Provides fast installation



Material: Spring Steel
Finish: nVent CADDY Armour



| Part # | Description |  |
|--------|--------------------|---|
| 449 | 14-2 to 12-3 MC/AC | 100 pc |


350-M CONDUIT TO STUD ATTACHMENT

- Permits positioning of conduit anywhere on metal or wood stud, regardless of stud size
- Securely held in place with screws



Material: Spring Steel
Finish: nVent CADDY Armour



| Part # | Description |  | Certification |
|---------|----------------------------------|---|---------------|
| 350812M | 1/2", 3/4" EMT, 0.709"–1.181" OD | 100 pc | cULus |
| 35016M | 1" EMT, 1.181"–1.378" OD | 100 pc | |

STUD WALL

Cable/Conduit to Stud

350-P CONDUIT TO STUD ATTACHMENT

- Permits positioning of conduit anywhere on metal or wood stud, regardless of stud size
- Securely held in place with screws



Material: Spring Steel
Finish: nVent CADDY Armour

| Part # | Description |  |
|--------|---|---|
| 3508P | 1/2" EMT, 0.709" Min, 0.866" Max, 0.706" Nom OD | 100 pc |
| 35012P | 3/4" EMT, 0.866" Min, 1.181" Max, 0.922" Nom OD | 100 pc |
| 35016P | 1" EMT, 1.181" Min, 1.378" Max, 1.163" Nom OD | 100 pc |


MF-M CONDUIT TO STUD ATTACHMENT

- Easily snaps onto stud
- Snap-close conduit support
- Fasten to stud with screw for additional support



Material: Spring Steel
Finish: nVent CADDY Armour



| Part # | Description |  | Certification |
|--------|-----------------------------------|---|---------------|
| 16MF | 1" EMT | 100 pc | cULus |
| 20MF | 1 1/4" EMT | 50 pc | |
| 6MF | 3/8" Flexible, 14-2 to 12-3 MC/AC | 100 pc | cULus |
| 812MF | 1/2", 3/4" EMT, 0.709"-1.181" OD | 100 pc | cULus |

STUD WALL


Cable/Conduit to Stud

MF-P CONDUIT TO STUD ATTACHMENT

- Easily snaps onto stud
- Push-in conduit support
- Fasten to stud with screw for additional support



Material: Spring Steel
Finish: nVent CADDY Armour

| Part # | Description |  |
|--------|----------------------------|---|
| 8PF | 1/2" EMT, 0.709"–0.866" OD | 100 pc |
| 12PF | 3/4" EMT, 0.866"–1.181" OD | 100 pc |
| 16PF | 1" EMT, 1.181"–1.378" OD | 100 pc |


MFI CONDUIT TO STUD ATTACHMENT

- Thread impression provides means to attach any size conduit clip
- Easily snaps onto stud
- Fasten to stud with screw for additional support



Material: Spring Steel
Finish: nVent CADDY Armour



| Part # | Description |  |
|--------|-------------|---|
| MFI | 1/4" Hole | 100 pc |

STUD WALL


Cable/Conduit to Stud

CABLE GRIPPER

- Attaches to existing holes in metal studs without tools or with Metal Stud Punch (MSP20)
- Delivers compliance with NEC® 300.4(d), CEC 12-510 and CEC 12-516
- Installs easily to metal and wood studs
- Provides secure installation of multiple cables with unique locking/ unlocking system
- Staples, nails or screws to wood stud
- Supports four NMC or eight 4-pair UTP, Category 5 and higher (electrical and datacomm cannot be combined)



Material: Polypropylene
Finish: Plain

| Part # | Description |  |
|--------|---------------|---|
| CG4 | Cable Gripper | 100 pc |

DEVICE LEVELER AND RETAINER

- Use for oversize drywall openings
- Helps prevent broken cover plates
- Helps prevent device from being pushed back in wall
- Makes floating device rigid



Material: Steel
Finish: Plain



| Part # | Description |  |
|--------|-----------------------------|---|
| RLC | Device Leveler and Retainer | 100 pc |

STUD WALL


Floor Mounted Box Supports

FOOTED BOX SUPPORT

- Supports electrical boxes from floor or concrete forms
- Slot provides for 8" (203 mm) height adjustment
- Use with Multiple Conduit Support for conduits in concrete pours



Material: Steel
Finish: Pregalvanized

| Part # | Description |  |
|--------|-----------------|---|
| FBS12 | 12" Above Floor | 50 pc |
| FBS16 | 16" Above Floor | 50 pc |
| FBS18 | 18" Above Floor | 50 pc |

FMBS1824 FLOOR MOUNTED BOX SUPPORT

- Meets ADA (Americans with Disabilities Act) accessibility Guidelines Standards; 15" height minimum for "forward reach" from a wheelchair
- Quick, easy and efficient compliance to construction requirements
- Mounts inside (use mounting tabs) or under floor track
- Versatile positioning - independent of wall stud location
- Built-in far-side back support
- Reduces stocking different size brackets
- Accommodates additional brackets for multiple box and device mounting
- Mounts plaster rings for low voltage applications



Material: Steel
Finish: Pregalvanized



| Part # | Description |  |
|----------|------------------------------------|---|
| FMBS1824 | FMBS1824 Floor Mounted Box Support | 10 pc |

STUD WALL

Floor Mounted Box Supports

FMBS18 FLOOR MOUNTED BOX SUPPORT

- Meets ADA (Americans with Disabilities Act) accessibility Guidelines Standards; 15" height minimum for "forward reach" from a wheelchair
- Quick, easy and efficient compliance to construction requirements
- Mounts inside (use mounting tabs) or under floor track
- Versatile positioning - independent of wall stud location
- Built-in far-side back support
- Reduces stocking different size brackets
- Accommodates additional brackets for multiple box and device mounting
- Mounts plaster rings for low voltage applications



Material: Steel
Finish: Pregalvanized



| Part # | Description |  |
|--------|---------------------|---|
| FMBS18 | 18 1/2" Above Floor | 25 pc |


SNAP-ON NAIL PLATE

- Protects electrical and mechanical installation through studs
- For wood and metal studs
- Press-on installation
- No tools required
- Breakable tabs permit multiple plates to be ganged together
- Holes on legs and surface of plate are provided to secure with nail or screw



Material: Steel
Finish: nVent CADDY Armour




| Part # | Description |  |
|--------|-----------------|---|
| 304B2 | 3 1/8" x 1 1/2" | 100 pc |

STUD WALL

Old Work Box Mounts

DSI OLD WORK BOX MOUNT

- One-piece, break-apart design is easy to handle
- Works on drywall, lath and plaster; only a drywall saw required



Material: Steel
Finish: Pregalvanized



| Part # | Description |  |
|--------|---------------------|---|
| DSI2A | 1/4"-1 1/2" Drywall | 100 pc |

SNAP TO STUD TELESCOPING SCREW GUN BOX BRACKET

- Snap to stud function makes installation fast and easy, saving time and increasing productivity
- Self-leveling feature ensures the bracket is always square to the stud, for a consistent and professional installation
- Pre-configured for 2-1/8" deep boxes and only a simple adjustment needed for 1-1/2" deep boxes
- Can mount multiple boxes
- Requires only two screws to install



Material: Steel
Finish: Pregalvanized




| Part # | Description |  |
|-----------|--|---|
| TSGB1624S | Snap to Stud Telescoping Screw Gun Box Bracket | 50 pc |

STUD WALL

Screw Gun Brackets and Accessories


TELESCOPING SCREW GUN BOX BRACKET

- Can mount multiple boxes
- Notched and marked for easy identification and bending
- Improved design with stamped inch markings and pilot holes accelerates precise box conduit mounting between studs
- Pilot holes allow easy box attachment with a screwdriver
- Requires only a screw gun to install
- Can be mounted to face or inside of stud
- Adjustable for non-standard stud spacing
- Interlocking tab prevents accidental disassembly
- Unique, one-piece, break apart design
- Reduces movement of the box when used with flexible conduit, ENT, MC, AC or non-metallic sheathed cable



Material: Steel
Finish: Pregalvanized



| Part # | Description |  |
|----------|--|---|
| TSGB16 | 11"–18" Stud Spacing, 1 1/2", 2 1/8" Box Depth | 50 pc |
| TSGB1624 | 15 3/4"–25" Stud Spacing, 1 1/2", 2 1/8", 2 1/2" Box Depth | 50 pc |
| TSGB24 | 17"–26" Stud Spacing, 1 1/2", 2 1/8", 2 1/2" Box Depth | 50 pc |


SCREW GUN BRACKET

- Can be pre-assembled by the contractor to allow for greater productivity at the job site
- Pre-set for studs widths



Material: Steel
Finish: Plain



| Part # | Description |  |
|--------|------------------|---|
| SGB16A | 16" Stud Spacing | 50 pc |
| SGB24A | 24" Stud Spacing | 50 pc |

STUD WALL

Screw Gun Brackets and Accessories


nVENT CADDY GLIDER ELECTRICAL BOX ATTACHMENT

- Attaches electrical boxes to the TSGB with a single screw, without tools and without need for disassembly
- Allows closer installation of multiple boxes between or against the studs
- Allows for easy repositioning of electrical boxes
- Ideal for pre-fab assemblies



Finish: nVent CADDY Armour



| Part # | Description |  |
|--------------------|----------------------------------|---|
| TSGLDR1 | Material: Spring Steel; #10 Hole | 100 pc |
| TSGLDR1TC (CANADA) | Material: Steel; #10 Hole | 100 pc |

MULTIPLE CONDUIT SUPPORT

- Use with screw gun brackets to support conduit between studs
- Use with Footed Box Support for conduits in concrete pours
- Eliminates offset bending of conduit



Material: Steel

Finish: Pregalvanized

| Part # | Description |  |
|--------|----------------------------|---|
| CCS812 | 1/2", 3/4" EMT, 1/2" Rigid | 100 pc |

STUD WALL

Screw Gun Brackets and Accessories


ELECTRICAL BOX MOUNTING STRAP

- Can be used as a height gauge for box center lines of 12", 15" or 18"
- Pre-punched holes provide easy screw insertion
- Keyholes allow simple premounting and installation of screws
- Replaces multiple SKUs compared to competitor products
- Marked centerline for 16" and 24" stud spacing
- Ideal for use with TEB23 and CER4 for box mounting
- Works with TSRBS1625 as a floor mounted box support



Material: Steel
Finish: Pregalvanized



| Part # | Description |  |
|----------|----------------------|---|
| TEBS1624 | 24" Max Stud Spacing | 50 pc |

SMS8 SELF-DRILLING AND TAPPING SCREW

- Suitable for screw gun use
- Thin "wafer-head" type



Material: Steel
Finish: Electrogalvanized

| Part # | Description |  |
|--------|----------------------|---|
| SMS8 | #8 Screw, 1/2" Screw | 1,000 pc |

STUD WALL


Screw Gun Brackets and Accessories

T-BOLT FOR TELESCOPING SCREW GUN BOX BRACKET

- Provides fast universal attachment of hardware to the Telescoping Screw Gun Box Bracket
- Easy to relocate on the Telescoping Screw Gun Box Bracket to accommodate changes



Material: Steel
Finish: Electrogalvanized


| Part # | Description |  |
|----------------|-------------|---|
| SGFIX0380100EG | 3/8" Screw | 100 pc |

THROUGH STUD CABLE/CONDUIT CLIP

- Eliminates conduit rattling
- Provides a quick means of support for horizontal runs of Rigid, EMT, MC/AC or ENT through metal stud
- One-piece spring steel design snaps onto stud



Material: Spring Steel
Finish: nVent CADDY Armour

| Part # | Description |  |
|--------|--|---|
| 459 | 0.433"–0.535" OD, 14-2 to 12-3 MC/AC | 100 pc |
| AR812 | 0.7"–0.925" OD, 1/2", 3/4" EMT, 1/2" Rigid, 5/8", 3/4" Copper Tube | 100 pc |

STUD WALL


Through Stud Cable/Conduit Supports

EASY SNAP GROMMET

- Provides 360° protection for cable, conduit, plumbing and fire sprinkler plumbing in metal studs
- Snap one grommet into standard 1-11/32" field punched hole, or snap two together into any shape factory-punched hole
- Grommet can be split for use on pre-existing installations



Material: Polyethylene

| Part # | Description |  |
|--------|-------------|---|
| ESG1 | 1.315" OD | 100 pc |
| ESG1M | 1.315" OD | 1,000 pc |

EASY SNAP GROMMET WITH ANTI-RATTLE PROTECTION

- Provides anti-rattle protection
- Snap one grommet into standard 1-11/32" field punched hole, or snap two together into any shape factory-punched hole
- Grommet can be split for use on pre-existing installations




Material: Polyethylene


| Part # | Description |  |
|--------|---|---|
| ESGP | 1" Max Copper Tube, 1/2", 3/4" EMT, 1/2", 3/4" Rigid/Pipe | 100 pc |

EASY SNAP GROMMET FOR FACTORY PUNCHED HOLES

- Snap grommet into a factory punched hole of any shape
- Provides anti-rattle protection
- Provides 360° protection of conduit, plumbing and fire sprinkler plumbing in metal studs



Material: Polyethylene

| Part # | Description |  |
|--------|---|---|
| ESGFP | 1" Max Copper Tube, 1/2", 3/4", 1" EMT, 1/2", 3/4", 1" Rigid/Pipe | 100 pc |

STUD WALL

Through Stud Cable/Conduit Supports

MSP20 METAL STUD PUNCH FOR EASY SNAP GROMMET

- Punches standard sized holes in metal studs
- Easy Snap Grommet snaps easily into punched hole
- Cushioned handles mean less operator fatigue and more comfortable handling
- Tool design with offset handles allows punch to work in confined locations and near perpendicular walls
- Lightweight punch makes accurate location of holes easier
- Hardened steel components keep tool sharp longer – less replacement



Material: Steel

| Part # | Description |  |
|--------|--|---|
| MSP20 | MSP20 Metal Stud Punch for Easy Snap Grommet | 1 pc |

REPLACEMENT PUNCH FOR MSP20 METAL STUD PUNCH

Material: Steel

| Part # | Description |  |
|--------|--|---|
| CPR25 | Replacement Punch for MSP20 Metal Stud Punch | 1 pc |

ANTI-RATTLE SUPPORT

- Permits EMT, MC and AC to be pulled through metal stud
- Requires a self-tapping screw to install



Material: Steel
Finish: Plain



| Part # | Description |  |
|--------|---------------------|---|
| 781 | Anti-Rattle Support | 100 pc |

STUD WALL

Through Stud Cable/Conduit Supports


FB-M THROUGH STUD CABLE/CONDUIT CLAMP

- Eliminates conduit rattling
- Provides a quick means of support for horizontal runs of Rigid, EMT, MC/AC or ENT through metal stud
- Installs with screw gun



Material: Spring Steel
Finish: nVent CADDY Armour




| Part # | Description |  |
|--------|-----------------------------------|---|
| FB812M | 1/2", 3/4" EMT, 1/2", 3/4" Rigid | 100 pc |
| FB6M | 14-2 to 12-3 MC/AC, 3/8" Flexible | 100 pc |

FB-P THROUGH STUD CONDUIT CLAMP

- Eliminates conduit rattling
- Provides a quick means of support for horizontal runs of Rigid, EMT, MC/AC or ENT through metal stud
- Installs with screw gun



Material: Spring Steel
Finish: nVent CADDY Armour


| Part # | Description |  |
|--------|-------------|---|
| FB8P | 1/2" EMT | 100 pc |
| FB12P | 3/4" EMT | 100 pc |

STUD WALL nVent CADDY Prefab Solutions

CADDY Prefab Solutions configures electrical assemblies and delivers them on time to the job site, enabling an efficient, seamless installation. Through a manufactured wiring solution that incorporates needed accessories, our process can incorporate last-minute design changes while eliminating on-site storage requirements and minimizing the risk of theft.

Customers experience benefits of labor savings and improved material management, while the flexible engineering and manufacturing methodologies of CADDY Prefab Solutions help to reduce lead times and improve schedule attainment.

The organization was founded by experienced electrical contractors who work daily with our customers to deliver customized, quality systems. Our team is proud to serve as a trusted partner for contractors who strive to efficiently meet tight budgets and construction schedules for a variety of commercial projects.

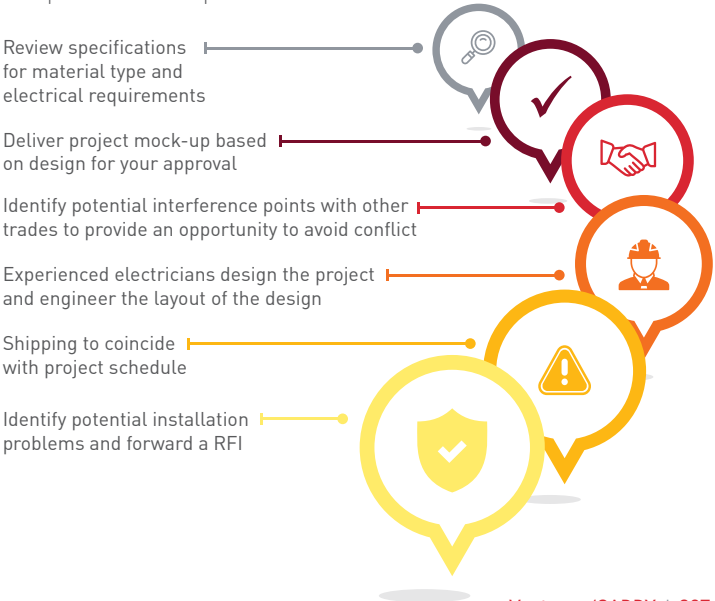


Developed by Electricians for Electricians.

Reduce Labor Cost - Improve Material Management - Stay On Schedule

Our Process

From start to finish, our process ensures that CADDY Prefab Solutions are manufactured in an efficient manner and utilize innovative CADDY components for a superior installation.



STUD WALL

nVent CADDY Prefab Solutions

Our Impact

Our solutions give contractors the ability to better control their overall project costs, improve material management and meet the challenging schedule demands in today's construction environment. CADDY Prefab Solutions are developed by electricians for electricians.

See our impact and learn the nVent CADDY difference below.

1 PROJECT COST SAVINGS

Solution is 90% complete when the system arrives. Delivery is direct to the job site, as product is needed.

2 LOWER INSTALLATION SKILL LEVEL REQUIRED

Keep experienced staff where they belong: working on more technical tasks.

3 ELIMINATION OF SPOT BUYING

Everything is preassembled and shipped complete, eliminating lost or missing items during install.

4 MATERIAL MANAGEMENT

Material purchasing and tracking is reduced to one supplier and is limited to releasing product as the schedule requires.

The CADDY Prefab Difference

DESIGN

Design services are standard with every project.

CONSULT

Every project is assigned a design engineer. We've got you covered from start to finish.

ADVISE

Our design engineers are highly skilled electricians with decades of field experience.

PROTECT

Everything we build is UL listed, including the system itself.

DELIVER

We deliver direct to job site as product is needed, reducing waste.

TRUST


We've been in business for over a decade and work to make your job easier.

STUD WALL

nVent CADDY Prefab Solutions

Developed by Electricians for Electricians

CADDY Prefab Solutions designs and manufactures UL Listed, prefabricated branch wiring systems and delivers those systems direct to the electrical contractor. Our system gives contractors the ability to better control their labor cost, improve material management and meet the challenging schedule demands in today's construction environment.



BOX EXTENDER

- Ability to level devices after drywall is installed.



OPEN-BACK DESIGN

- Patented Open Back Box design provides superior accessibility for wiring when devices are installed in prefab assemblies increasing installation efficiency and quality of workmanship.




KICK-IN

- Our kick-in fastener provides consistent device heights.
- Assembled to various heights.

STUD WALL

nVent CADDY Prefab Solutions



SB

- Superior rigidity.
- Multiple box solution in one assembly.
- Adjustable box location prior to final install.



ALL-IN-ONE SOLUTION WITH ADJUSTABLE MUD-RING

- Prefab assemblies available with CADDY ALL-IN-ONE solutions
- Adjustable mudrings available to fit various wall thicknesses




PANEL DESIGN

- Fully prefabricated load centers available upon request.



Datacom / Low Voltage



Cable Capacity

| Cable Capacity | | | CAT 5e | CAT 6 | CAT 6A | CAT 7 (SFTP) | Fiber Optic (plenum) |
|----------------|-------------------------|-------------------------|--------------------------|----------------|----------------|----------------|----------------------|
| | | | (5.2 mm 0.21") | (5.9 mm 0.23") | (7.5 mm 0.30") | (7.4 mm 0.29") | (5.1 mm 0.20") |
| | | | Bend Radius Requirement* | | | | |
| | | | 4xø | 4xø | 4xø | 4xø | 10 - 15xø |
| Part # | Area (in ²) | Area (mm ²) | Cable Capacity | | | | |
| CAT12 | 0.60 | 387 | 16 | 10 | - | - | - |
| CAT16HP | 1.07 | 690 | 20 | 15 | 10 | 10 | 20 |
| CAT21HP | 2.29 | 1,477 | 50 | 40 | 25 | 25 | 50 |
| CAT32HP | 3.97 | 2,561 | 90 | 60 | 35 | 35 | 90 |
| CAT48HP | 9.26 | 5,974 | 200 | 150 | 80 | 80 | 200 |
| CAT64HP | 15.48 | 9,987 | 330 | 220 | 140 | 140 | 330 |
| CAT100CM | 2 x 1.58 | 2 x 1,019 | 70 | 50 | 30 | 30 | 70 |
| CAT200CM | 21 | 13,548 | 450 | 350 | 215 | 215 | 450 |
| CAT300CM | 32 | 20,645 | 700 | 525 | 325 | 325 | 700 |
| CAT425 | 20.43 | 13,181 | 425 | 325 | 210 | 210 | 425 |
| CAT600 | 3.14 | 2,026 | 70 | 50 | 30 | 30 | 70 |
| CATCR50 | 2.67 | 1,723 | 50 | 36 | - | - | - |

* Verify bend radius requirements with cable manufacturer.
 Non-continuous supports may not exceed spacing of 5' (1.5 m) per TIA 569-C.9.7.
 Cable capacity is calculated based on a 70% fill rate.

DATACOM/LOW VOLTAGE

Cable Support Systems

NVENT CADDY CAT HP J-HOOK

- Provides optimal support for high-performance data cable, up to and including Cat 5e, Cat 6, Cat 6A, Cat 7 and fiber optic
- Rounded edges on J-Hooks provide proper bend radius support for high performance data cables
- Multiple color options aid in the identification and organization of the pathway application
- Provides superior fill capacity and load rating over most other non-continuous cable support alternatives
- Compliant with UL® 2043 and suitable for use in air handling (plenum) spaces
- Tested according to DIN 4102-12
- Complies with EN 50174-2
- Meets ISO®/IEC 14763-2, ANSI®/TIA 568 and ANSI®/TIA 569



Material: Steel


| Part # | Diameter Ø | Cable Capacity | | | F ↓ | Cube ↓ |
|---|---------------|----------------|-------|--------|--------|-----------|
| | | Cat 5e | Cat 6 | Cat 6A | | |
| Finish: Pregalvanized | | | | | | |
| CAT16HP | 1" | 20 | 15 | 10 | 60 lb | 50 pc |
| CAT21HP | 1 5/16" | 50 | 40 | 25 | 60 lb | 50 pc |
| CAT32HP | 2" | 90 | 60 | 35 | 60 lb | 50 pc |
| CAT48HP | 3" | 200 | 150 | 80 | 60 lb | 25 pc |
| CAT64HP | 4" | 330 | 220 | 140 | 60 lb | 25 pc |
| Finish: Pregalvanized, Painted – Color: Black | | | | | | |
| CAT16HPBA | 1" | 20 | 15 | 10 | 60 lb | 50 pc |
| CAT21HPBA | 1 5/16" | 50 | 40 | 25 | 60 lb | 50 pc |
| CAT32HPBA | 2" | 90 | 60 | 35 | 60 lb | 50 pc |
| CAT48HPBA | 3" | 200 | 150 | 80 | 60 lb | 25 pc |
| CAT64HPBA | 4" | 330 | 220 | 140 | 60 lb | 25 pc |



J-Hooks are available pre-galvanized or painted to aid in the identification and organization of the pathway application

DATACOM/LOW VOLTAGE

Cable Support Systems

| Part # | Diameter Ø | Cable Capacity | | | F ↓ |  |
|--|---------------|----------------|-------|--------|--------|---|
| | | Cat 5e | Cat 6 | Cat 6A | | |
| Finish: Pregalvanized, Painted – Color: Blue | | | | | | |
| CAT16HPBU | 1" | 20 | 15 | 10 | 60 lb | 50 pc |
| CAT21HPBU | 1 5/16" | 50 | 40 | 25 | 60 lb | 50 pc |
| CAT32HPBU | 2" | 90 | 60 | 35 | 60 lb | 50 pc |
| CAT48HPBU | 3" | 200 | 150 | 80 | 60 lb | 25 pc |
| CAT64HPBU | 4" | 330 | 220 | 140 | 60 lb | 25 pc |
| Finish: Pregalvanized, Painted – Color: Green | | | | | | |
| CAT16HPGR | 1" | 20 | 15 | 10 | 60 lb | 50 pc |
| CAT21HPGR | 1 5/16" | 50 | 40 | 25 | 60 lb | 50 pc |
| CAT32HPGR | 2" | 90 | 60 | 35 | 60 lb | 50 pc |
| CAT48HPGR | 3" | 200 | 150 | 80 | 60 lb | 25 pc |
| CAT64HPGR | 4" | 330 | 220 | 140 | 60 lb | 25 pc |
| Finish: Pregalvanized, Painted – Color: Orange | | | | | | |
| CAT16HPOR | 1" | 20 | 15 | 10 | 60 lb | 50 pc |
| CAT21HPOR | 1 5/16" | 50 | 40 | 25 | 60 lb | 50 pc |
| CAT32HPOR | 2" | 90 | 60 | 35 | 60 lb | 50 pc |
| CAT48HPOR | 3" | 200 | 150 | 80 | 60 lb | 25 pc |
| CAT64HPOR | 4" | 330 | 220 | 140 | 60 lb | 25 pc |
| Finish: Pregalvanized, Painted – Color: Red | | | | | | |
| CAT16HPRD | 1" | 20 | 15 | 10 | 60 lb | 50 pc |
| CAT21HPRD | 1 5/16" | 50 | 40 | 25 | 60 lb | 50 pc |
| CAT32HPRD | 2" | 90 | 60 | 35 | 60 lb | 50 pc |
| CAT48HPRD | 3" | 200 | 150 | 80 | 60 lb | 25 pc |
| CAT64HPRD | 4" | 330 | 220 | 140 | 60 lb | 25 pc |
| Finish: Pregalvanized, Painted – Color: White | | | | | | |
| CAT16HPWH | 1" | 20 | 15 | 10 | 60 lb | 50 pc |
| CAT21HPWH | 1 5/16" | 50 | 40 | 25 | 60 lb | 50 pc |
| CAT32HPWH | 2" | 90 | 60 | 35 | 60 lb | 50 pc |
| CAT48HPWH | 3" | 200 | 150 | 80 | 60 lb | 25 pc |
| CAT64HPWH | 4" | 330 | 220 | 140 | 60 lb | 25 pc |
| Finish: Pregalvanized, Painted – Color: Yellow | | | | | | |
| CAT16HPYL | 1" | 20 | 15 | 10 | 60 lb | 50 pc |
| CAT21HPYL | 1 5/16" | 50 | 40 | 25 | 60 lb | 50 pc |
| CAT32HPYL | 2" | 90 | 60 | 35 | 60 lb | 50 pc |
| CAT48HPYL | 3" | 200 | 150 | 80 | 60 lb | 25 pc |
| CAT64HPYL | 4" | 330 | 220 | 140 | 60 lb | 25 pc |

Non-continuous supports may not exceed spacing of 5' (1.5 m) per TIA 569-C.9.7 and EN 50174-2. Cable capacity is calculated based on a 70% fill rate.

DATACOM/LOW VOLTAGE

Cable Support Systems

CAT HP J-HOOK WITH BC200 BEAM CLAMP

- Easy installation to beam flanges
- Provides optimal support for high-performance data cable, up to and including Cat 5e, Cat 6, Cat 6A, Cat 7 and fiber optic
- Provides superior fill capacity and load rating over most other non-continuous cable support alternatives
- Rounded edges on J-Hooks provide proper bend radius support for high performance data cables
- Cost effective alternative to expensive cable tray
- Complies with EN 50174-2
- Meets ISO®/IEC 14763-2, ANSI®/TIA 568 and ANSI®/TIA 569



Material: Steel

Finish: Pregalvanized, Electrogalvanized



| Part # | Description | F ↓ | ☐ |
|--------------|------------------------------|--------|-------|
| CAT16HPBC200 | 1" dia, 1/2" Max Flange | 60 lb | 50 pc |
| CAT21HPBC200 | 1 5/16" dia, 1/2" Max Flange | 60 lb | 50 pc |
| CAT32HPBC200 | 2" dia, 1/2" Max Flange | 60 lb | 50 pc |
| CAT48HPBC200 | 3" dia, 1/2" Max Flange | 60 lb | 25 pc |
| CAT64HPBC200 | 4" dia, 1/2" Max Flange | 60 lb | 25 pc |

Setscrew must be tightened and torqued onto the sloped side of the I-beam. Non-continuous supports may not exceed spacing of 5' (1.5 m) per TIA 569-C.9.7 and EN 50174-2. Cable capacity is calculated based on a 70% fill rate.

DATAKOM/LOW VOLTAGE

Cable Support Systems

CAT HP J-HOOK WITH BC200 BEAM CLAMP, SWIVEL

- Easy installation to beam flanges
- Rotates 360 degrees to support various directional runs of cable
- Provides optimal support for high-performance data cable, up to and including Cat 5e, Cat 6, Cat 6A, Cat 7 and fiber optic
- Provides superior fill capacity and load rating over most other non-continuous cable support alternatives
- Rounded edges on J-Hooks provide proper bend radius support for high performance data cables
- Cost effective alternative to expensive cable tray
- Complies with EN 50174-2
- Meets ISO@/IEC 14763-2, ANSI@/TIA 568 and ANSI@/TIA 569



Material: Steel
 Finish: Pregalvanized, ElectroGalvanized



| Part # | Description | F ↓ | ↓ Cube |
|---------------|------------------------------|--------|-----------|
| CAT16HPBC200B | 1" dia, 1/2" Max Flange | 60 lb | 50 pc |
| CAT21HPBC200B | 1 5/16" dia, 1/2" Max Flange | 60 lb | 50 pc |
| CAT32HPBC200B | 2" dia, 1/2" Max Flange | 60 lb | 50 pc |
| CAT48HPBC200B | 3" dia, 1/2" Max Flange | 60 lb | 25 pc |
| CAT64HPBC200B | 4" dia, 1/2" Max Flange | 60 lb | 25 pc |

Setscrew must be tightened and torqued onto the sloped side of the I-beam. Non-continuous supports may not exceed spacing of 5' (1.5 m) per TIA 569-C.9.7 and EN 50174-2. Cable capacity is calculated based on a 70% fill rate.

DATACOM/LOW VOLTAGE


Cable Support Systems

CAT HP DOUBLE J-HOOK WITH BC200 BEAM CLAMP, SWIVEL

- Low-profile configuration providing double J-Hook capacity
- Easy installation to beam flanges
- Rotates 360 degrees to support various directional runs of cable
- Provides optimal support for high-performance data cable, up to and including Cat 5e, Cat 6, Cat 6A, Cat 7 and fiber optic
- Provides superior fill capacity and load rating over most other non-continuous cable support alternatives
- Rounded edges on J-Hooks provide proper bend radius support for high performance data cables
- Cost effective alternative to expensive cable tray
- Complies with EN 50174-2
- Meets ISO®/IEC 14763-2, ANSI®/TIA 568 and ANSI®/TIA 569



Material: Steel
 Finish: Pregalvanized, Electrogalvanized

| Part # | Description |  |  |
|--------------|---------------------|--|--|
| CAT21HPD1BC2 | 1 5/16" dia, 5 1/8" | 100 lb | 10 pc |
| CAT32HPD1BC2 | 2" dia, 6 1/2" | 100 lb | 10 pc |
| CAT48HPD1BC2 | 3" dia, 8 1/2" | 100 lb | 10 pc |
| CAT64HPD1BC2 | 4" dia, 10 1/2" | 100 lb | 10 pc |

Static load limit of each J-Hook is 60 lb (270 N). Setscrew must be tightened and torqued onto the sloped side of the I-beam. Non-continuous supports may not exceed spacing of 5' (1.5 m) per TIA 569-C.9.7 and EN 50174-2.

DATACOM/LOW VOLTAGE Cable Support Systems

CAT HP J-HOOK WITH BC BEAM CLAMP

- Easy installation to beam flanges
- Provides optimal support for high-performance data cable, up to and including Cat 5e, Cat 6, Cat 6A, Cat 7 and fiber optic
- Provides superior fill capacity and load rating over most other non-continuous cable support alternatives
- Rounded edges on J-Hooks provide proper bend radius support for high performance data cables
- Cost effective alternative to expensive cable tray
- Complies with EN 50174-2
- Meets ISO®/IEC 14763-2, ANSI®/TIA 568 and ANSI®/TIA 569



Material: Steel, Spring Steel
Finish: Pregalvanized, nVent CADDY Armour



| Part # | Description | F ↓ | ☐ |
|-----------|------------------------------|--------|-------|
| CAT16HPBC | 1" dia, 1/2" Max Flange | 60 lb | 50 pc |
| CAT21HPBC | 1 5/16" dia, 1/2" Max Flange | 60 lb | 50 pc |
| CAT32HPBC | 2" dia, 1/2" Max Flange | 60 lb | 50 pc |
| CAT48HPBC | 3" dia, 1/2" Max Flange | 60 lb | 25 pc |
| CAT64HPBC | 4" dia, 1/2" Max Flange | 60 lb | 25 pc |

Non-continuous supports may not exceed spacing of 5' (1.5 m) per TIA 569-C.9.7 and EN 50174-2. Cable capacity is calculated based on a 70% fill rate.

DATACOM/LOW VOLTAGE

Cable Support Systems



CAT HP J-HOOK WITH BC BEAM CLAMP, SWIVEL

- Easy installation to beam flanges
- Rotates 360 degrees to support various directional runs of cable
- Provides optimal support for high-performance data cable, up to and including Cat 5e, Cat 6, Cat 6A, Cat 7 and fiber optic
- Provides superior fill capacity and load rating over most other non-continuous cable support alternatives
- Rounded edges on J-Hooks provide proper bend radius support for high performance data cables
- Cost effective alternative to expensive cable tray
- Complies with EN 50174-2
- Meets ISO®/IEC 14763-2, ANSI®/TIA 568 and ANSI®/TIA 569



Material: Steel, Spring Steel
Finish: Pregalvanized, nVent CADDY Armour



| Part # | Description |  |  |
|------------|------------------------------|---|---|
| CAT16HPBCB | 1" dia, 1/2" Max Flange | 60 lb | 50 pc |
| CAT21HPBCB | 1 5/16" dia, 1/2" Max Flange | 60 lb | 50 pc |
| CAT32HPBCB | 2" dia, 1/2" Max Flange | 60 lb | 50 pc |
| CAT48HPBCB | 3" dia, 1/2" Max Flange | 60 lb | 25 pc |
| CAT64HPBCB | 4" dia, 1/2" Max Flange | 60 lb | 25 pc |

Non-continuous supports may not exceed spacing of 5' (1.5 m) per TIA 569-C.9.7 and EN 50174-2. Cable capacity is calculated based on a 70% fill rate.

DATAKOM/LOW VOLTAGE Cable Support Systems



CAT HP J-HOOK WITH BC26 BEAM CLAMP

- Easy installation to beam flanges
- Provides optimal support for high-performance data cable, up to and including Cat 5e, Cat 6, Cat 6A, Cat 7 and fiber optic
- Provides superior fill capacity and load rating over most other non-continuous cable support alternatives
- Rounded edges on J-Hooks provide proper bend radius support for high performance data cables
- Cost effective alternative to expensive cable tray
- Complies with EN 50174-2
- Meets ISO®/IEC 14763-2, ANSI®/TIA 568 and ANSI®/TIA 569



Material: Steel, Cast Iron
Finish: Pregalvanized, ElectroGalvanized



| Part # | Description |  |  |
|-------------|--------------------------------|---|---|
| CAT16HPBC26 | 1" dia, 13/16" Max Flange | 60 lb | 50 pc |
| CAT21HPBC26 | 1 5/16" dia, 13/16" Max Flange | 60 lb | 50 pc |
| CAT32HPBC26 | 2" dia, 13/16" Max Flange | 60 lb | 50 pc |
| CAT48HPBC26 | 3" dia, 13/16" Max Flange | 60 lb | 25 pc |
| CAT64HPBC26 | 4" dia, 13/16" Max Flange | 60 lb | 25 pc |

Non-continuous supports may not exceed spacing of 5' (1.5 m) per TIA 569-C.9.7 and EN 50174-2. Cable capacity is calculated based on a 70% fill rate.

DATACOM/LOW VOLTAGE

Cable Support Systems

CAT HP J-HOOK WITH HAMMER-ON FLANGE CLIP

- Requires only a hammer to install
- Provides optimal support for high-performance data cable, up to and including Cat 5e, Cat 6, Cat 6A, Cat 7 and fiber optic
- Provides superior fill capacity and load rating over most other non-continuous cable support alternatives
- Rounded edges on J-Hooks provide proper bend radius support for high performance data cables
- Cost effective alternative to expensive cable tray
- Complies with EN 50174-2
- Meets ISO®/IEC 14763-2, ANSI®/TIA 568 and ANSI®/TIA 569



Material: Steel, Spring Steel
Finish: Pregalvanized, nVent CADDY Armour



| Part # | Description | F ↓ | ↓ |
|--------------|--------------------------------|--------|-------|
| CAT16HP24SM | 1" dia, 1/8"-1/4" Flange | 60 lb | 50 pc |
| CAT16HP58SM | 1" dia, 5/16"-1/2" Flange | 60 lb | 50 pc |
| CAT16HP912SM | 1" dia, 1/2"-3/4" Flange | 60 lb | 50 pc |
| CAT21HP24SM | 1 5/16" dia, 1/8"-1/4" Flange | 60 lb | 50 pc |
| CAT21HP58SM | 1 5/16" dia, 5/16"-1/2" Flange | 60 lb | 50 pc |
| CAT21HP912SM | 1 5/16" dia, 1/2"-3/4" Flange | 60 lb | 50 pc |
| CAT32HP24SM | 2" dia, 1/8"-1/4" Flange | 60 lb | 50 pc |
| CAT32HP58SM | 2" dia, 5/16"-1/2" Flange | 60 lb | 50 pc |
| CAT32HP912SM | 2" dia, 1/2"-3/4" Flange | 60 lb | 50 pc |
| CAT48HP24SM | 3" dia, 1/8"-1/4" Flange | 60 lb | 25 pc |
| CAT48HP58SM | 3" dia, 5/16"-1/2" Flange | 60 lb | 25 pc |
| CAT48HP912SM | 3" dia, 1/2"-3/4" Flange | 60 lb | 25 pc |
| CAT64HP24SM | 4" dia, 1/8"-1/4" Flange | 60 lb | 25 pc |
| CAT64HP58SM | 4" dia, 5/16"-1/2" Flange | 60 lb | 25 pc |
| CAT64HP912SM | 4" dia, 1/2"-3/4" Flange | 60 lb | 25 pc |

Non-continuous supports may not exceed spacing of 5' (1.5 m) per TIA 569-C.9.7 and EN 50174-2. Cable capacity is calculated based on a 70% fill rate.

DATAKOM/LOW VOLTAGE

Cable Support Systems

CAT HP J-HOOK WITH HAMMER-ON FLANGE CLIP, SWIVEL

- Requires only a hammer to install
- Rotates 360 degrees to support various directional runs of cable
- Provides optimal support for high-performance data cable, up to and including Cat 5e, Cat 6, Cat 6A, Cat 7 and fiber optic
- Provides superior fill capacity and load rating over most other non-continuous cable support alternatives
- Rounded edges on J-Hooks provide proper bend radius support for high performance data cables
- Cost effective alternative to expensive cable tray
- Complies with EN 50174-2
- Meets ISO@/IEC 14763-2, ANSI@/TIA 568 and ANSI@/TIA 569



Material: Steel, Spring Steel
Finish: Pregalvanized, nVent CADDY Armour



| Part # | Description | F ↓ | ↓ Cube |
|------------|--------------------------------|--------|-----------|
| CAT16HP24 | 1" dia, 1/8"-1/4" Flange | 60 lb | 50 pc |
| CAT16HP58 | 1" dia, 5/16"-1/2" Flange | 60 lb | 50 pc |
| CAT16HP912 | 1" dia, 1/2"-3/4" Flange | 60 lb | 50 pc |
| CAT21HP24 | 1 5/16" dia, 1/8"-1/4" Flange | 60 lb | 50 pc |
| CAT21HP58 | 1 5/16" dia, 5/16"-1/2" Flange | 60 lb | 50 pc |
| CAT21HP912 | 1 5/16" dia, 1/2"-3/4" Flange | 60 lb | 50 pc |
| CAT32HP24 | 2" dia, 1/8"-1/4" Flange | 60 lb | 50 pc |
| CAT32HP58 | 2" dia, 5/16"-1/2" Flange | 60 lb | 50 pc |
| CAT32HP912 | 2" dia, 1/2"-3/4" Flange | 60 lb | 50 pc |
| CAT48HP24 | 3" dia, 1/8"-1/4" Flange | 60 lb | 25 pc |
| CAT48HP58 | 3" dia, 5/16"-1/2" Flange | 60 lb | 25 pc |
| CAT48HP912 | 3" dia, 1/2"-3/4" Flange | 60 lb | 25 pc |
| CAT64HP24 | 4" dia, 1/8"-1/4" Flange | 60 lb | 25 pc |
| CAT64HP58 | 4" dia, 5/16"-1/2" Flange | 60 lb | 25 pc |
| CAT64HP912 | 4" dia, 1/2"-3/4" Flange | 60 lb | 25 pc |

Non-continuous supports may not exceed spacing of 5' (1.5 m) per TIA 569-C.9.7 and EN 50174-2. Cable capacity is calculated based on a 70% fill rate.

DATACOM/LOW VOLTAGE

Cable Support Systems

CAT HP DOUBLE J-HOOK WITH HAMMER-ON FLANGE CLIP, SWIVEL

- Low-profile configuration providing double J-Hook capacity
- Requires only a hammer to install
- Rotates 360 degrees to support various directional runs of cable
- Provides optimal support for high-performance data cable, up to and including Cat 5e, Cat 6, Cat 6A, Cat 7 and fiber optic
- Provides superior fill capacity and load rating over most other non-continuous cable support alternatives
- Rounded edges on J-Hooks provide proper bend radius support for high performance data cables
- Cost effective alternative to expensive cable tray
- Complies with EN 50174-2
- Meets ISO®/IEC 14763-2, ANSI®/TIA 568 and ANSI®/TIA 569



Material: Steel, Spring Steel
 Finish: Pregalvanized, nVent CADDY Armour

| Part # | Description |  |  |
|--------------|---------------------|--|--|
| CAT21HPD1M24 | 1 5/16" dia, 5 1/8" | 100 lb | 10 pc |
| CAT32HPD1M24 | 2" dia, 6 1/2" | 100 lb | 10 pc |
| CAT48HPD1M24 | 3" dia, 8 1/2" | 100 lb | 10 pc |
| CAT64HPD1M24 | 4" dia, 10 1/2" | 100 lb | 10 pc |

Static load limit of each J-Hook is 60 lb (270 N). Non-continuous supports may not exceed spacing of 5' (1.5 m) per TIA 569-C.9.7 and EN 50174-2.

DATAKOM/LOW VOLTAGE Cable Support Systems

CAT HP J-HOOK WITH C PURLIN CLIP

- Hammer-on or install from the floor with the VAFT tool
- Provides optimal support for high-performance data cable, up to and including Cat 5e, Cat 6, Cat 6A, Cat 7 and fiber optic
- Provides superior fill capacity and load rating over most other non-continuous cable support alternatives
- Rounded edges on J-Hooks provide proper bend radius support for high performance data cables
- Cost effective alternative to expensive cable tray
- Complies with EN 50174-2
- Meets ISO@/IEC 14763-2, ANSI@/TIA 568 and ANSI@/TIA 569



Material: Steel, Spring Steel
Finish: Pregalvanized, nVent CADDY Armour



| Part # | Description | F ↓ | ↓ Cube |
|-------------|--------------------------------|--------|-----------|
| CAT16HPVF14 | 1" dia, 1/16"-1/4" Flange | 60 lb | 50 pc |
| CAT21HPVF14 | 1 5/16" dia, 1/16"-1/4" Flange | 60 lb | 50 pc |
| CAT32HPVF14 | 2" dia, 1/16"-1/4" Flange | 60 lb | 50 pc |
| CAT48HPVF14 | 3" dia, 1/16"-1/4" Flange | 60 lb | 25 pc |
| CAT64HPVF14 | 4" dia, 1/16"-1/4" Flange | 60 lb | 25 pc |

Non-continuous supports may not exceed spacing of 5' (1.5 m) per TIA 569-C.9.7 and EN 50174-2. Cable capacity is calculated based on a 70% fill rate.

DATACOM/LOW VOLTAGE

Cable Support Systems



CAT HP J-HOOK WITH Z PURLIN CLIP

- Hammer-on or install from the floor with the VAFT tool
- Provides optimal support for high-performance data cable, up to and including Cat 5e, Cat 6, Cat 6A, Cat 7 and fiber optic
- Provides superior fill capacity and load rating over most other non-continuous cable support alternatives
- Rounded edges on J-Hooks provide proper bend radius support for high performance data cables
- Cost effective alternative to expensive cable tray
- Complies with EN 50174-2
- Meets ISO®/IEC 14763-2, ANSI®/TIA 568 and ANSI®/TIA 569



Material: Steel, Spring Steel
 Finish: Pregalvanized, nVent CADDY Armour



| Part # | Description |  |  |
|-------------|--------------------------------|---|---|
| CAT16HPAF14 | 1" dia, 1/16"-1/4" Flange | 60 lb | 50 pc |
| CAT21HPAF14 | 1 5/16" dia, 1/16"-1/4" Flange | 60 lb | 50 pc |
| CAT32HPAF14 | 2" dia, 1/16"-1/4" Flange | 60 lb | 50 pc |
| CAT48HPAF14 | 3" dia, 1/16"-1/4" Flange | 60 lb | 25 pc |
| CAT64HPAF14 | 4" dia, 1/16"-1/4" Flange | 60 lb | 25 pc |

Non-continuous supports may not exceed spacing of 5' (1.5 m) per TIA 569-C.9.7 and EN 50174-2. Cable capacity is calculated based on a 70% fill rate.

DATACOM/LOW VOLTAGE

Cable Support Systems

CAT HP J-HOOK WITH Z PURLIN CLIP, SWIVEL

- Requires only a hammer to install
- Rotates 360 degrees to support various directional runs of cable
- Provides optimal support for high-performance data cable, up to and including Cat 5e, Cat 6, Cat 6A, Cat 7 and fiber optic
- Provides superior fill capacity and load rating over most other non-continuous cable support alternatives
- Rounded edges on J-Hooks provide proper bend radius support for high performance data cables
- Cost effective alternative to expensive cable tray
- Complies with EN 50174-2
- Meets ISO@/IEC 14763-2, ANSI@/TIA 568 and ANSI@/TIA 569



Material: Steel, Spring Steel
Finish: Pregalvanized, nVent CADDY Armour



| Part # | Description | F ↓ | ↓ Cube |
|------------|--------------------------------|--------|-----------|
| CAT16HP123 | 1" dia, 0.06"-0.1" Flange | 60 lb | 50 pc |
| CAT21HP123 | 1 5/16" dia, 0.06"-0.1" Flange | 60 lb | 50 pc |
| CAT32HP123 | 2" dia, 0.06"-0.1" Flange | 60 lb | 50 pc |
| CAT48HP123 | 3" dia, 0.06"-0.1" Flange | 60 lb | 25 pc |
| CAT64HP123 | 4" dia, 0.06"-0.1" Flange | 60 lb | 25 pc |

Non-continuous supports may not exceed spacing of 5' (1.5 m) per TIA 569-C.9.7 and EN 50174-2. Cable capacity is calculated based on a 70% fill rate.

DATACOM/LOW VOLTAGE

Cable Support Systems

CAT HP J-HOOK WITH MULTI-FUNCTION CLIP

- Quick attachment to threaded rod or wire
- Fully adjustable and easy to relocate to accommodate changes once installed
- Provides optimal support for high-performance data cable, up to and including Cat 5e, Cat 6, Cat 6A, Cat 7 and fiber optic
- Provides superior fill capacity and load rating over most other non-continuous cable support alternatives
- Rounded edges on J-Hooks provide proper bend radius support for high performance data cables
- Cost effective alternative to expensive cable tray
- Complies with EN 50174-2
- Meets ISO®/IEC 14763-2, ANSI®/TIA 568 and ANSI®/TIA 569



Material: Steel, Spring Steel



| Part # | Description | F | |
|---|------------------------------------|-------|-------|
| Finish: Pregalvanized, nVent CADDY Armour | | | |
| CAT16HP4Z34 | 1" dia, 1/4" Rod, #12-#8 Wire | 30 lb | 50 pc |
| CAT16HP6Z34 | 1" dia, 3/8" Rod | 30 lb | 50 pc |
| CAT16HP8Z34 | 1" dia, 1/2", 5/8" Rod | 50 lb | 50 pc |
| CAT21HP4Z34 | 1 5/16" dia, 1/4" Rod, #12-#8 Wire | 30 lb | 50 pc |
| CAT21HP6Z34 | 1 5/16" dia, 3/8" Rod | 30 lb | 50 pc |
| CAT21HP8Z34 | 1 5/16" dia, 1/2", 5/8" Rod | 50 lb | 50 pc |
| CAT32HP4Z34 | 2" dia, 1/4" Rod, #12-#8 Wire | 30 lb | 50 pc |
| CAT32HP6Z34 | 2" dia, 3/8" Rod | 30 lb | 50 pc |
| CAT32HP8Z34 | 2" dia, 1/2", 5/8" Rod | 50 lb | 25 pc |
| CAT48HP4Z34 | 3" dia, 1/4" Rod, #12-#8 Wire | 30 lb | 25 pc |
| CAT48HP6Z34 | 3" dia, 3/8" Rod | 30 lb | 25 pc |
| CAT48HP8Z34 | 3" dia, 1/2", 5/8" Rod | 50 lb | 25 pc |
| CAT64HP4Z34 | 4" dia, 1/4" Rod, #12-#8 Wire | 30 lb | 25 pc |
| CAT64HP6Z34 | 4" dia, 3/8" Rod | 30 lb | 25 pc |
| CAT64HP8Z34 | 4" dia, 1/2", 5/8" Rod | 50 lb | 50 pc |
| Finish: Pregalvanized, Painted, nVent CADDY Armour — Color: Black | | | |
| CAT32HPBA4Z34 | 2" dia, 1/4" Rod, #12-#8 Wire | 30 lb | 50 pc |
| Finish: Pregalvanized, Painted, nVent CADDY Armour — Color: White | | | |
| CAT21HPWH4Z34 | 1 5/16" dia, 1/4" Rod, #12-#8 Wire | 30 lb | 50 pc |
| CAT32HPWH4Z34 | 2" dia, 1/4" Rod, #12-#8 Wire | 30 lb | 50 pc |

1/2" and 5/8" rod sizes are to be installed on threaded rod only. Non-continuous supports may not exceed spacing of 5' (1.5 m) per TIA 569-C.9.7 and EN 50174-2. Cable capacity is calculated based on a 70% fill rate.



DATAKOM/LOW VOLTAGE Cable Support Systems

CAT HP J-HOOK WITH SHOT-FIRE BRACKET

- Provides optimal support for high-performance data cable, up to and including Cat 5e, Cat 6, Cat 6A, Cat 7 and fiber optic
- Complete with shot-fire bracket and pre-assembled drive pin from Powers Fasteners, Inc.
- Quickly and easily attaches to concrete, steel or composite metal decking
- Integrated pin installs easily using powder-actuated or single-shot gas-actuated tools
- Rounded edges on J-Hooks provide proper bend radius support for high performance data cables
- Provides superior fill capacity and load rating over most other non-continuous cable support alternatives
- Complies with EN 50174-2
- Meets ISO®/IEC 14763-2, ANSI®/TIA 568 and ANSI®/TIA 569
- ICC-ES ESR-2024 evaluation report available for drive pin from Powers Fasteners, Inc



Material: Steel
Finish: Electrogalvanized, Pregalvanized

| Part # | Description |  |  |
|-----------|-------------|---|---|
| CAT16HPSF | 1" dia | 60 lb | 50 pc |
| CAT21HPSF | 1 5/16" dia | 60 lb | 50 pc |
| CAT32HPSF | 2" dia | 60 lb | 50 pc |
| CAT48HPSF | 3" dia | 60 lb | 25 pc |
| CAT64HPSF | 4" dia | 60 lb | 25 pc |

Uses Powers Fasteners, Inc. part number 50032. Static load was established based on a 1" (25.4 mm) embedment depth and 3,000 psi (20.68 MPa) lightweight concrete. For variations in embedment and material please consult www.powers.com. Pre-assembled drive pin from Powers Fasteners, Inc. works with Powers® C4CZ, Simpson® GCN-MEPKT, SPIT® P1000, P200, P2201, P3500 / PA3500, P35s, P45, P60, P7201, Sniper, Ramset® 721, Cobra, D45 / D60 / D60L, M70, SA270, T3SS, TS750P, TS60P, Viper; Hilti® DX35, DX350 / DX351 / DX36M, DX100 / DX200, DX460, DXA40, DXA41, DXE72 / DX400; Würth Diva-1, BST-1, BST-2 or equivalent nailers.

DATACOM/LOW VOLTAGE Cable Support Systems

CAT HP J-HOOK WITH SHOT-FIRE DROP BAR

- Complete with shot-fire bracket and pre-assembled drive pin from Powers Fasteners, Inc.
- Quickly and easily attaches to concrete, steel or composite metal decking
- Integrated pin installs easily using powder-actuated or single-shot gas-actuated tools
- Specialized packaging simplifies material handling and minimizes sorting
- Provides optimal support for high-performance data cable, up to and including Cat 5e, Cat 6, Cat 6A, Cat 7 and fiber optic
- Rounded edges on J-Hooks provide proper bend radius support for high performance data cables
- Provides superior fill capacity and load rating over most other non-continuous cable support alternatives
- Complies with EN 50174-2
- Meets ISO®/IEC 14763-2, ANSI®/TIA 568 and ANSI®/TIA 569
- ICC-ES ESR-2024 evaluation report available for drive pin from Powers Fasteners, Inc



Material: Steel
Finish: Electrogalvanized, Pregalvanized



| Part # | Description | F ↓ | 📦 |
|---------------|-----------------|--------|-------|
| DB12SFCAT32HP | 2" dia, 12" | 60 lb | 20 pc |
| DB18SFCAT32HP | 2" dia, 18" | 60 lb | 20 pc |
| DB24SFCAT32HP | 2" dia, 24" | 60 lb | 20 pc |
| DB30SFCAT32HP | 2" dia, 30" | 60 lb | 20 pc |
| DB36SFCAT32HP | 2" dia, 36" | 60 lb | 20 pc |
| DB48SFCAT32HP | 2" dia, 48" | 60 lb | 20 pc |
| DB15SFCAT64HP | 4" dia, 14 1/2" | 60 lb | 20 pc |
| DB21SFCAT64HP | 4" dia, 20 1/2" | 60 lb | 20 pc |
| DB27SFCAT64HP | 4" dia, 26 1/2" | 60 lb | 20 pc |
| DB33SFCAT64HP | 4" dia, 32 1/2" | 60 lb | 20 pc |
| DB39SFCAT64HP | 4" dia, 38 1/2" | 60 lb | 20 pc |
| DB51SFCAT64HP | 4" dia, 50 1/2" | 60 lb | 20 pc |

Uses Powers Fasteners, Inc. part number 50032. Static load was established based on a 1" (25.4 mm) embedment depth and 3,000 psi (20.68 MPa) lightweight concrete. For variations in embedment and material please consult www.powers.com. Pre-assembled drive pin from Powers Fasteners, Inc. works with Powers® C4CZ, Simpson® GCN-MEPKT, SPIT® P1000, P200, P2201, P3500 / PA3500, P35s, P45, P60, P7201, Sniper, Ramset® 721, Cobra, D45 / D60 / D60L, M70, SA270, T3SS, TS750P, TS60P, Viper, Hilti® DX35, DX350 / DX351 / DX36M, DX100 / DX200, DX460, DXA40, DXA41, DXE72 / DX400; Würth Diva-1, BST-1, BST-2 or equivalent nailers.

DATACOM/LOW VOLTAGE Cable Support Systems

CAT HP J-HOOK WITH ANGLE BRACKET

- Ideal for attaching to concrete, steel or wood surfaces
- Provides optimal support for high-performance data cable, up to and including Cat 5e, Cat 6, Cat 6A, Cat 7 and fiber optic
- Provides superior fill capacity and load rating over most other non-continuous cable support alternatives
- Rounded edges on J-Hooks provide proper bend radius support for high performance data cables
- Cost effective alternative to expensive cable tray
- Complies with EN 50174-2
- Meets ISO®/IEC 14763-2, ANSI®/TIA 568 and ANSI®/TIA 569



Material: Steel
Finish: Pregalvanized



| Part # | Description | F ↓ | ↓ Cube |
|-----------|------------------------|--------|-----------|
| CAT16HPAB | 1" dia, 1/4" Hole | 60 lb | 50 pc |
| CAT21HPAB | 1 5/16" dia, 1/4" Hole | 60 lb | 50 pc |
| CAT32HPAB | 2" dia, 1/4" Hole | 60 lb | 50 pc |
| CAT48HPAB | 3" dia, 1/4" Hole | 60 lb | 25 pc |
| CAT64HPAB | 4" dia, 1/4" Hole | 60 lb | 25 pc |

Non-continuous supports may not exceed spacing of 5' (1.5 m) per TIA 569-C.9.7 and EN 50174-2. Cable capacity is calculated based on a 70% fill rate.

DATACOM/LOW VOLTAGE

Cable Support Systems

CAT HP J-HOOK WITH PIN DRIVEN ANGLE BRACKET

- Longer leg angle bracket for tool clearance
- Designed to fit a variety of pin drivers
- Provides optimal support for high-performance data cable, up to and including Cat 5e, Cat 6, Cat 6A, Cat 7 and fiber optic
- Provides superior fill capacity and load rating over most other non-continuous cable support alternatives
- Rounded edges on J-Hooks provide proper bend radius support for high performance data cables
- Cost effective alternative to expensive cable tray
- Complies with EN 50174-2
- Meets ISO®/IEC 14763-2, ANSI®/TIA 568 and ANSI®/TIA 569



Material: Steel
Finish: Pregalvanized



| Part # | Description | F | |
|--------------|-------------------------|-------|-------|
| CAT16HPAFAB3 | 1" dia, 3/16" Hole | 60 lb | 50 pc |
| CAT21HPAFAB3 | 1 5/16" dia, 3/16" Hole | 60 lb | 50 pc |
| CAT21HPAFAB4 | 1 5/16" dia, 1/4" Hole | 60 lb | 50 pc |
| CAT21HPAFAB6 | 1 5/16" dia, 3/8" Hole | 60 lb | 50 pc |
| CAT32HPAFAB3 | 2" dia, 3/16" Hole | 60 lb | 50 pc |
| CAT32HPAFAB4 | 2" dia, 1/4" Hole | 60 lb | 50 pc |
| CAT32HPAFAB6 | 2" dia, 3/8" Hole | 60 lb | 50 pc |
| CAT48HPAFAB3 | 3" dia, 3/16" Hole | 60 lb | 25 pc |
| CAT48HPAFAB4 | 3" dia, 1/4" Hole | 60 lb | 25 pc |
| CAT48HPAFAB6 | 3" dia, 3/8" Hole | 60 lb | 25 pc |
| CAT64HPAFAB3 | 4" dia, 3/16" Hole | 60 lb | 25 pc |
| CAT64HPAFAB4 | 4" dia, 1/4" Hole | 60 lb | 25 pc |
| CAT64HPAFAB6 | 4" dia, 3/8" Hole | 60 lb | 25 pc |

Non-continuous supports may not exceed spacing of 5' (1.5 m) per TIA 569-C.9.7 and EN 50174-2. Cable capacity is calculated based on a 70% fill rate.

DATAKOM/LOW VOLTAGE Cable Support Systems

CAT HP J-HOOK WITH PEDESTAL CLAMP

- Easy installation to pedestals used under raised floors
- Provides optimal support for high-performance data cable, up to and including Cat 5e, Cat 6, Cat 6A, Cat 7 and fiber optic
- Provides superior fill capacity and load rating over most other non-continuous cable support alternatives
- Cost effective alternative to expensive cable tray
- Complies with EN 50174-2
- Meets ISO®/IEC 14763-2, ANSI®/TIA 568 and ANSI®/TIA 569



Material: Steel
Finish: Pregalvanized



| Part # | Description | F ↓ | ☐ |
|-------------|---|--------|-------|
| CAT16HPCD1B | 1" dia, 3/4" Square, 7/8"-1 1/8" Round Pedestal | 60 lb | 50 pc |
| CAT21HPCD1B | 1 5/16" dia, 3/4" Square, 7/8"-1 1/8" Round Pedestal | 60 lb | 50 pc |
| CAT32HPCD1B | 2" dia, 3/4" Square, 7/8"-1 1/8" Round Pedestal | 60 lb | 50 pc |
| CAT48HPCD1B | 3" dia, 3/4" Square, 7/8"-1 1/8" Round Pedestal | 60 lb | 25 pc |
| CAT64HPCD1B | 4" dia, 3/4" Square, 7/8"-1 1/8" Round Pedestal | 60 lb | 25 pc |

Non-continuous supports may not exceed spacing of 5' (1.5 m) per TIA 569-C.9.7 and EN 50174-2. Cable capacity is calculated based on a 70% fill rate.

DATACOM/LOW VOLTAGE

Cable Support Systems

CAT HP J-HOOK WITH STRUT ATTACHMENT CLIP

- Attaches to open side of a strut channel
- Provides optimal support for high-performance data cable, up to and including Cat 5e, Cat 6, Cat 6A, Cat 7 and fiber optic
- Provides superior fill capacity and load rating over most other non-continuous cable support alternatives
- Cost effective alternative to expensive cable tray
- Complies with EN 50174-2
- Meets ISO®/IEC 14763-2, ANSI®/TIA 568 and ANSI®/TIA 569



Material: Steel, Spring Steel
 Finish: Pregalvanized, nVent CADDY Armour



| Part # | Description | F | ☐ |
|------------|-------------|-------|-------|
| CAT16HPESC | 1" dia | 60 lb | 50 pc |
| CAT21HPESC | 1 5/16" dia | 60 lb | 50 pc |
| CAT32HPESC | 2" dia | 60 lb | 50 pc |

Non-continuous supports may not exceed spacing of 5' (1.5 m) per TIA 569-C.9.7 and EN 50174-2. Cable capacity is calculated based on a 70% fill rate.

DATACOM/LOW VOLTAGE Cable Support Systems

CAT HP J-HOOK WITH T-GRID CLIP

- No installation tools required for basic clip
- Provides optimal support for high-performance data cable, up to and including Cat 5e, Cat 6, Cat 6A, Cat 7 and fiber optic
- Provides superior fill capacity and load rating over most other non-continuous cable support alternatives
- Rounded edges on J-Hooks provide proper bend radius support for high performance data cables
- Cost effective alternative to expensive cable tray
- Complies with EN 50174-2
- Meets ISO®/IEC 14763-2, ANSI®/TIA 568 and ANSI®/TIA 569



Material: Steel, Spring Steel
Finish: nVent CADDY Armour, Pregalvanized



| Part # | Description | F ↓ | ↓ |
|-----------|-------------|--------|-------|
| CAT16HPTS | 1" dia | 60 lb | 50 pc |

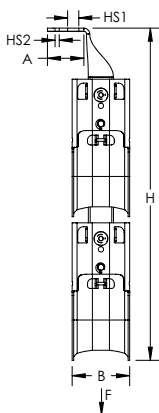
Additional support wire required per NEC® 300.11. Non-continuous supports may not exceed spacing of 5' (1.5 m) per TIA 569-C.9.7 and EN 50174-2. Cable capacity is calculated based on a 70% fill rate.

DATACOM/LOW VOLTAGE


Cable Support Systems

CAT HP J-HOOK TREE, CEILING MOUNT

- Ideal for attaching to concrete, steel or wood surfaces
- Provides optimal support for high-performance data cable, up to and including Cat 5e, Cat 6, Cat 6A, Cat 7 and fiber optic
- Ready to use out of the box, saving installation time and labor
- Requires no screws, rivets or special tools for assembly
- Single- or double-sided tree configurations provide multiple J-Hooks with one structural attachment
- Provides superior fill capacity and load rating over most other non-continuous cable support alternatives
- Complies with EN 50174-2
- Meets ISO®/IEC 14763-2, ANSI®/TIA 568 and ANSI®/TIA 569



Material: Steel
Finish: Pregalvanized

| Part # | Description | Hole Size HS1 | Hole Size HS2 | Static Load F1 | Static Load F2 |  |
|--------------------|----------------|---------------|---------------|----------------|----------------|---|
| Type: Double Sided | | | | | | |
| CAT32HPDCM2 | 2" dia, 2 Tier | 0.405" | 0.185" | 240 lb | 180 lb | 5 pc |
| CAT32HPDCM3 | 2" dia, 3 Tier | 0.405" | 0.185" | 360 lb | 180 lb | 5 pc |
| CAT32HPDCM4 | 2" dia, 4 Tier | 0.405" | 0.185" | 480 lb | 180 lb | 5 pc |
| CAT64HPDCM2 | 4" dia, 2 Tier | 0.405" | 0.185" | 240 lb | 180 lb | 5 pc |
| CAT64HPDCM3 | 4" dia, 3 Tier | 0.405" | 0.185" | 360 lb | 180 lb | 5 pc |
| CAT64HPDCM4 | 4" dia, 4 Tier | 0.405" | 0.185" | 240 lb | 180 lb | 5 pc |
| Type: Single Sided | | | | | | |
| CAT32HPSCM2 | 2" dia, 2 Tier | 0.405" | 0.185" | 120 lb | 120 lb | 5 pc |
| CAT32HPSCM3 | 2" dia, 3 Tier | 0.405" | 0.185" | 180 lb | 180 lb | 5 pc |
| CAT32HPSCM4 | 2" dia, 4 Tier | 0.405" | 0.185" | 240 lb | 180 lb | 5 pc |
| CAT64HPSCM2 | 4" dia, 2 Tier | 0.405" | 0.185" | 120 lb | 120 lb | 5 pc |
| CAT64HPSCM3 | 4" dia, 3 Tier | 0.405" | 0.185" | 180 lb | 180 lb | 5 pc |
| CAT64HPSCM4 | 4" dia, 4 Tier | 0.405" | 0.185" | 240 lb | 180 lb | 5 pc |

Static loads represent maximum load limit of J-Hook tree. Static load limit of each J-Hook is 60 lb (270 N). Refer to Static Load 1 when fastening J-Hook tree using Hole Size 1. Refer to Static Load 2 when fastening J-Hook tree using Hole Size 2. Non-continuous supports may not exceed spacing of 5' (1.5 m) per TIA 569-C.9.7 and EN 50174-2.

DATACOM/LOW VOLTAGE



Cable Support Systems

CAT HP J-HOOK TREE, FLANGE MOUNT

- Easy installation to beam flanges
- Provides optimal support for high-performance data cable, up to and including Cat 5e, Cat 6, Cat 6A, Cat 7 and fiber optic
- Ready to use out of the box, saving installation time and labor
- Requires no screws, rivets or special tools for assembly
- Single- or double-sided tree configurations provide multiple J-Hooks with one structural attachment
- Provides superior fill capacity and load rating over most other non-continuous cable support alternatives
- Complies with EN 50174-2
- Meets ISO@/IEC 14763-2, ANSI@/TIA 568 and ANSI@/TIA 569



Material: Steel
Finish: Pregalvanized

| Part # | Description |  |  |
|---------------------------|----------------|---|---|
| Type: Double Sided | | | |
| CAT32HPDFM2 | 2" dia, 2 Tier | 240 lb | 5 pc |
| CAT32HPDFM3 | 2" dia, 3 Tier | 360 lb | 5 pc |
| CAT32HPDFM4 | 2" dia, 4 Tier | 480 lb | 5 pc |
| CAT64HPDFM2 | 4" dia, 2 Tier | 240 lb | 5 pc |
| CAT64HPDFM3 | 4" dia, 3 Tier | 360 lb | 5 pc |
| CAT64HPDFM4 | 4" dia, 4 Tier | 480 lb | 5 pc |
| Type: Single Sided | | | |
| CAT32HPSFM2 | 2" dia, 2 Tier | 120 lb | 5 pc |
| CAT32HPSFM3 | 2" dia, 3 Tier | 180 lb | 5 pc |
| CAT32HPSFM4 | 2" dia, 4 Tier | 240 lb | 5 pc |
| CAT64HPSFM2 | 4" dia, 2 Tier | 120 lb | 5 pc |
| CAT64HPSFM3 | 4" dia, 3 Tier | 180 lb | 5 pc |
| CAT64HPSFM4 | 4" dia, 4 Tier | 240 lb | 5 pc |

Static loads represent maximum load limit of J-Hook tree. Static load limit of each J-Hook is 60 lb (270 N). Setscrew must be tightened and torqued onto the sloped side of the I-beam. Non-continuous supports may not exceed spacing of 5' (1.5 m) per TIA 569-C.9.7 and EN 50174-2. Recognizing that torque wrenches are generally not used or available on many job sites, the setscrew should be tightened so it contacts the I-beam and then an additional 1/4 to 1/2 turn added.

DATACOM/LOW VOLTAGE

Cable Support Systems

CAT HP J-HOOK TREE, WALL MOUNT

- Ideal for attaching to concrete, steel or wood surfaces
- Provides optimal support for high-performance data cable, up to and including Cat 5e, Cat 6, Cat 6A, Cat 7 and fiber optic
- Ready to use out of the box, saving installation time and labor
- Requires no screws, rivets or special tools for assembly
- Provides superior fill capacity and load rating over most other non-continuous cable support alternatives
- Complies with EN 50174-2
- Meets ISO®/IEC 14763-2, ANSI®/TIA 568 and ANSI®/TIA 569



Material: Steel
Finish: Pregalvanized
Type: Single Sided

| Part # | Description | F ↓ | ↓ |
|-------------|----------------|--------|------|
| CAT32HPSWM2 | 2" dia, 2 Tier | 120 lb | 5 pc |
| CAT32HPSWM3 | 2" dia, 3 Tier | 180 lb | 5 pc |
| CAT32HPSWM4 | 2" dia, 4 Tier | 240 lb | 5 pc |
| CAT64HPSWM2 | 4" dia, 2 Tier | 120 lb | 5 pc |
| CAT64HPSWM3 | 4" dia, 3 Tier | 180 lb | 5 pc |
| CAT64HPSWM4 | 4" dia, 4 Tier | 240 lb | 5 pc |

Static loads represent maximum load limit of J-Hook tree. Static load limit of each J-Hook is 60 lb (270 N). Non-continuous supports may not exceed spacing of 5' (1.5 m) per TIA 569-C.9.7 and EN 50174-2.

DATACOM/LOW VOLTAGE

Cable Support Systems

CAT HP J-HOOK CLIP TO BC200 BEAM CLAMP

- Easy installation to beam flanges
- Requires no screws, rivets or special tools for assembly
- J-Hooks feature bendable locking tabs that lock on to nVent CADDY Cat HP components to provide rigidity and stability
- Link to J-Hooks in one of multiple color options to aid in pathway identification and organization
- Customized J-Hook trees can be easily assembled with various J-Hook sizes, colors and configurations
- nVent CADDY Cat HP components easily attach to any size nVent CADDY Cat HP J-Hook



Material: Steel, Spring Steel
 Finish: Electrogalvanized, nVent CADDY Armour



| Part # | Description |  |  |
|------------|------------------|---|---|
| CATHPBC200 | 1/8"–5/8" Flange | 100 lb | 25 pc |

CAT HP J-HOOK CLIP TO BC200 BEAM CLAMP, SWIVEL

- Easy installation to beam flanges
- Rotates 360 degrees to support various directional runs of cable
- Requires no screws, rivets or special tools for assembly
- J-Hooks feature bendable locking tabs that lock on to nVent CADDY Cat HP components to provide rigidity and stability
- Link to J-Hooks in one of multiple color options to aid in pathway identification and organization
- Customized J-Hook trees can be easily assembled with various J-Hook sizes, colors and configurations
- nVent CADDY Cat HP components easily attach to any size nVent CADDY Cat HP J-Hook



Material: Steel, Spring Steel
 Finish: Electrogalvanized, nVent CADDY Armour



| Part # | Description |  |  |
|-------------|------------------|---|---|
| CATHPBC200B | 1/8"–5/8" Flange | 100 lb | 25 pc |

DATACOM/LOW VOLTAGE

Cable Support Systems

CAT HP J-HOOK CLIP TO BC BEAM CLAMP

- Easy installation to beam flanges
- Requires no screws, rivets or special tools for assembly
- J-Hooks feature bendable locking tabs that lock on to nVent CADDY Cat HP components to provide rigidity and stability
- Link to J-Hooks in one of multiple color options to aid in pathway identification and organization
- Customized J-Hook trees can be easily assembled with various J-Hook sizes, colors and configurations
- nVent CADDY Cat HP components easily attach to any size nVent CADDY Cat HP J-Hook



Material: Steel, Spring Steel
Finish: Electrogalvanized, nVent CADDY Armour



| Part # | Description |  |  |
|---------|------------------|---|---|
| CATHPBC | 1/8"–1/2" Flange | 100 lb | 50 pc |

CAT HP J-HOOK CLIP TO BC BEAM CLAMP, SWIVEL

- Easy installation to beam flanges
- Rotates 360 degrees to support various directional runs of cable
- Requires no screws, rivets or special tools for assembly
- J-Hooks feature bendable locking tabs that lock on to nVent CADDY Cat HP components to provide rigidity and stability
- Link to J-Hooks in one of multiple color options to aid in pathway identification and organization
- Customized J-Hook trees can be easily assembled with various J-Hook sizes, colors and configurations
- nVent CADDY Cat HP components easily attach to any size nVent CADDY Cat HP J-Hook



Material: Steel, Spring Steel
Finish: Electrogalvanized, nVent CADDY Armour



| Part # | Description |  |  |
|----------|------------------|---|---|
| CATHPBCB | 1/8"–1/2" Flange | 60 lb | 25 pc |

DATACOM/LOW VOLTAGE




Cable Support Systems

CAT HP J-HOOK CLIP TO BC26 BEAM CLAMP

- Easy installation to beam flanges
- Requires no screws, rivets or special tools for assembly
- J-Hooks feature bendable locking tabs that lock on to nVent CADDY Cat HP components to provide rigidity and stability
- Link to J-Hooks in one of multiple color options to aid in pathway identification and organization
- Customized J-Hook trees can be easily assembled with various J-Hook sizes, colors and configurations
- nVent CADDY Cat HP components easily attach to any size nVent CADDY Cat HP J-Hook



Material: Cast Iron, Spring Steel
 Finish: Electrogalvanized, nVent CADDY Armour

| Part # | Description |  |  |  |
|-----------|---|---|---|---|
| CATHPBC26 | nVent CADDY Cat HP J-Hook Clip to BC26 Beam Clamp | 200 lb | 100 lb | 50 pc |

Refer to Static Load 1 for top mount applications. Refer to Static Load 2 for bottom mount applications.



CAT HP J-HOOK CLIP TO HAMMER-ON FLANGE CLIP

- Requires only a hammer to install
- Requires no screws, rivets or special tools for assembly
- J-Hooks feature bendable locking tabs that lock on to nVent CADDY Cat HP components to provide rigidity and stability
- Link to J-Hooks in one of multiple color options to aid in pathway identification and organization
- Customized J-Hook trees can be easily assembled with various J-Hook sizes, colors and configurations
- nVent CADDY Cat HP components easily attach to any size nVent CADDY Cat HP J-Hook



Material: Spring Steel
 Finish: nVent CADDY Armour



| Part # | Description |  |  |
|------------|-------------------|---|---|
| CATHP24SM | 1/8"–1/4" Flange | 200 lb | 50 pc |
| CATHP58SM | 5/16"–1/2" Flange | 200 lb | 50 pc |
| CATHP912SM | 1/2"–3/4" Flange | 200 lb | 25 pc |

DATACOM/LOW VOLTAGE

Cable Support Systems



CAT HP J-HOOK CLIP TO HAMMER-ON FLANGE CLIP, SWIVEL

- Requires only a hammer to install
- Rotates 360 degrees to support various directional runs of cable
- Requires no screws, rivets or special tools for assembly
- J-Hooks feature bendable locking tabs that lock on to nVent CADDY Cat HP components to provide rigidity and stability
- Link to J-Hooks in one of multiple color options to aid in pathway identification and organization
- Customized J-Hook trees can be easily assembled with various J-Hook sizes, colors and configurations
- nVent CADDY Cat HP components easily attach to any size nVent CADDY Cat HP J-Hook



Material: Spring Steel
Finish: nVent CADDY Armour



| Part # | Description |  |  |
|----------|-------------------|---|---|
| CATHP24 | 1/8"–1/4" Flange | 75 lb | 25 pc |
| CATHP58 | 5/16"–1/2" Flange | 75 lb | 25 pc |
| CATHP912 | 1/2"–3/4" Flange | 75 lb | 25 pc |

DATACOM/LOW VOLTAGE

Cable Support Systems

CAT HP J-HOOK CLIP TO C PURLIN CLIP

- Hammer-on or install from the floor with the VAFT tool
- Requires no screws, rivets or special tools for assembly
- J-Hooks feature bendable locking tabs that lock on to nVent CADDY Cat HP components to provide rigidity and stability
- Link to J-Hooks in one of multiple color options to aid in pathway identification and organization
- Customized J-Hook trees can be easily assembled with various J-Hook sizes, colors and configurations
- nVent CADDY Cat HP components easily attach to any size nVent CADDY Cat HP J-Hook



Material: Spring Steel
Finish: nVent CADDY Armour



| Part # | Description | F | ↓ | ☐ |
|-----------|-------------------|--------|-------|---|
| CATHPVF14 | 1/16"-1/4" Flange | 160 lb | 50 pc | |

CAT HP J-HOOK CLIP TO Z PURLIN CLIP

- Requires only a hammer to install
- Requires no screws, rivets or special tools for assembly
- J-Hooks feature bendable locking tabs that lock on to nVent CADDY Cat HP components to provide rigidity and stability
- Link to J-Hooks in one of multiple color options to aid in pathway identification and organization
- Customized J-Hook trees can be easily assembled with various J-Hook sizes, colors and configurations
- nVent CADDY Cat HP components easily attach to any size nVent CADDY Cat HP J-Hook



Material: Spring Steel
Finish: nVent CADDY Armour



| Part # | Description | F | ↓ | ☐ |
|-----------|-------------------|--------|-------|---|
| CATHPAF14 | 1/16"-1/4" Flange | 100 lb | 50 pc | |

DATACOM/LOW VOLTAGE

Cable Support Systems

CAT HP J-HOOK CLIP TO Z PURLIN CLIP, SWIVEL

- Requires only a hammer to install
- Rotates 360 degrees to support various directional runs of cable
- Requires no screws, rivets or special tools for assembly
- J-Hooks feature bendable locking tabs that lock on to nVent CADDY Cat HP components to provide rigidity and stability
- Link to J-Hooks in one of multiple color options to aid in pathway identification and organization
- Customized J-Hook trees can be easily assembled with various J-Hook sizes, colors and configurations
- nVent CADDY Cat HP components easily attach to any size nVent CADDY Cat HP J-Hook



Material: Steel, Spring Steel
Finish: Pregalvanized, nVent CADDY Armour



| Part # | Description |  |  |
|----------|-------------------|---|---|
| CATHP123 | 0.06"–0.1" Flange | 100 lb | 50 pc |



CAT HP J-HOOK CLIP TO ROD/WIRE CLIP

- Quick attachment to threaded rod or wire
- Requires no screws, rivets or special tools for assembly
- J-Hooks feature bendable locking tabs that lock on to nVent CADDY Cat HP components to provide rigidity and stability
- Link to J-Hooks in one of multiple color options to aid in pathway identification and organization
- Customized J-Hook trees can be easily assembled with various J-Hook sizes, colors and configurations
- nVent CADDY Cat HP components easily attach to any size nVent CADDY Cat HP J-Hook



Material: Spring Steel
Finish: nVent CADDY Armour



| Part # | Description |  |  |
|-----------|-----------------------|---|---|
| CATHP4Z34 | 1/4" Rod, #12–#8 Wire | 30 lb | 50 pc |
| CATHP6Z34 | 3/8" Rod | 30 lb | 50 pc |
| CATHP8Z34 | 1/2", 5/8" Rod | 50 lb | 100 pc |

1/2" and 5/8" rod sizes are to be installed on threaded rod only. Recommended for use with nVent CADDY Cat HP J-Hooks with a diameter of 2" (50 mm) or less.

DATACOM/LOW VOLTAGE

Cable Support Systems



CAT HP J-HOOK CLIP TO STRUT CLIP

- Easily attaches to the side of strut
- Requires no screws, rivets or special tools for assembly
- J-Hooks feature bendable locking tabs that lock on to nVent CADDY Cat HP components to provide rigidity and stability
- Link to J-Hooks in one of multiple color options to aid in pathway identification and organization
- Customized J-Hook trees can be easily assembled with various J-Hook sizes, colors and configurations
- nVent CADDY Cat HP components easily attach to any size nVent CADDY Cat HP J-Hook



Material: Steel, Spring Steel
Finish: nVent CADDY Armour



| Part # | Description |  |  |
|----------|--|---|---|
| CATHPESC | nVent CADDY Cat HP J-Hook Clip to Strut Clip | 100 lb | 50 pc |

DATACOM/LOW VOLTAGE

Cable Support Systems

CAT HP J-HOOK CLIP TO PEDESTAL CLAMP

- Easy installation to pedestals used under raised floors
- Requires no screws, rivets or special tools for assembly
- J-Hooks feature bendable locking tabs that lock on to nVent CADDY Cat HP components to provide rigidity and stability
- Link to J-Hooks in one of multiple color options to aid in pathway identification and organization
- Customized J-Hook trees can be easily assembled with various J-Hook sizes, colors and configurations
- nVent CADDY Cat HP components easily attach to any size nVent CADDY Cat HP J-Hook



Material: Steel, Spring Steel
Finish: Electrogalvanized, nVent CADDY Armour



| Part # | Description | F | Box |
|-------------|---|-------|-------|
| CATHPCD0B | 3/4" Round Pedestal | 15 lb | 25 pc |
| CATHPCD1B | 3/4" Square, 7/8"-1 1/8" Round Pedestal | 15 lb | 25 pc |
| CATHPCD2B | 7/8" Square Pedestal | 15 lb | 25 pc |
| CATHPCD2.5B | 1" Square Pedestal | 15 lb | 25 pc |
| CATHPCD3B | 1 1/2" Round Pedestal | 15 lb | 25 pc |

CAT HP J-HOOK CLIP TO UNIVERSAL PEDESTAL CLAMP

- Clip allows for fast installation of cable management systems in data centers and computer rooms
- Stainless steel construction of bracket and hardware reduces potential for galvanic corrosion when used for mesh bonding
- Eliminates the need for separate mounting brackets for different pedestal types or sizes
- Can be combined with nVent ERICO Mesh Bonding Network Connectors (MBNC240, MBNC240A, MBNC82) for bonding to various pedestal sizes for Mesh Bonding Networks



Material: Stainless Steel 304 (EN 1.4301)

| Part # | Description | Box |
|--------|--|-------|
| UPCJ | 7/8"-2" Round, 7/8"-2" Square Pedestal | 25 pc |

DATACOM/LOW VOLTAGE

Cable Support Systems

CAT HP J-HOOK BRACKET WITH SHOT-FIRE BRACKET

- Link to J-Hooks in one of multiple color options to aid in pathway identification and organization
- Complete with shot-fire bracket and pre-assembled drive pin from Powers Fasteners, Inc.
- Quickly and easily attaches to concrete, steel or composite metal decking
- Integrated pin installs easily using powder-actuated or single-shot gas-actuated tools
- J-Hooks feature bendable locking tabs that lock on to nVent CADDY Cat HP components to provide rigidity and stability
- Customized J-Hook trees can be easily assembled with various J-Hook sizes, colors and configurations
- nVent CADDY Cat HP components easily attach to any size nVent CADDY Cat HP J-Hook
- ICC-ES ESR-2024 evaluation report available for drive pin from Powers Fasteners, Inc



Material: Steel, Spring Steel
Finish: Electrogalvanized, nVent CADDY Armour

| Part # | Description | F | |
|-----------|--|--------|-------|
| CATHPABSF | nVent CADDY Cat HP J-Hook Bracket with Shot-Fire Bracket | 100 lb | 50 pc |

For shot-fired supports in seismic design category D, E, or F, maximum load is the lesser of 90 lb (400 N) or the published load.

DATACOM/LOW VOLTAGE

Cable Support Systems

CAT HP J-HOOK ANGLE BRACKET

- Ideal for attaching to threaded rod, concrete, steel or wood surfaces
- Requires no screws, rivets or special tools for assembly
- J-Hooks feature bendable locking tabs that lock on to nVent CADDY Cat HP components to provide rigidity and stability
- Link to J-Hooks in one of multiple color options to aid in pathway identification and organization
- Customized J-Hook trees can be easily assembled with various J-Hook sizes, colors and configurations
- nVent CADDY Cat HP components easily attach to any size nVent CADDY Cat HP J-Hook



Material: Spring Steel
Finish: nVent CADDY Armour



| Part # | Description | F ↓ | 📦 |
|---------|-------------|--------|-------|
| CATHPAN | 3/16" Hole | 160 lb | 50 pc |
| CATHPA4 | 1/4" Hole | 150 lb | 50 pc |
| CATHPA6 | 3/8" Hole | 200 lb | 50 pc |

CAT HP J-HOOK STRAIGHT BRACKET

- Can be attached to various nVent CADDY fasteners or screwed directly to a wall
- Ideal for attaching to concrete, steel or wood surfaces
- Requires no screws, rivets or special tools for assembly
- J-Hooks feature bendable locking tabs that lock on to nVent CADDY Cat HP components to provide rigidity and stability
- Link to J-Hooks in one of multiple color options to aid in pathway identification and organization
- Customized J-Hook trees can be easily assembled with various J-Hook sizes, colors and configurations
- nVent CADDY Cat HP components easily attach to any size nVent CADDY Cat HP J-Hook



Material: Spring Steel
Finish: nVent CADDY Armour



| Part # | Description | F ↓ | 📦 |
|---------|-------------|--------|-------|
| CATHPS4 | 1/4" Hole | 200 lb | 50 pc |

DATACOM/LOW VOLTAGE Cable Support Systems



CAT HP J-HOOK TREE MOUNT BRACKET

- Requires no screws, rivets or special tools for assembly
- J-Hooks feature bendable locking tabs that lock on to nVent CADDY Cat HP components to provide rigidity and stability
- Link to J-Hooks in one of multiple color options to aid in pathway identification and organization
- Customized J-Hook trees can be easily assembled with various J-Hook sizes, colors and configurations
- nVent CADDY Cat HP components easily attach to any size nVent CADDY Cat HP J-Hook



Material: Spring Steel
Finish: nVent CADDY Armour




| Part # | Description |  |  |
|---------|--|---|---|
| CATHPTM | nVent CADDY Cat HP J-Hook Tree Mount Bracket | 200 lb | 50 pc |

CAT HP CABLE PULLER KIT

- Minimizes pulling tension per TIA 568-C.5.3.1 during the installation of high-performance data cables
- Includes retainer, screw, angle bracket, tree mount bracket, carabiner hook and beam clamp



Material: Steel, Spring Steel
Finish: Pregalvanized, nVent CADDY Armour

| Part # | Description |  |
|---------|-------------------------------------|---|
| CATHPLR | nVent CADDY Cat HP Cable Puller Kit | 2 pc |

DATACOM/LOW VOLTAGE

Cable Support Systems


CAT HP EXTENDED ANGLE BRACKET

- Allows for quick installation of J-Hooks to ceiling at set heights
- Allows for field creation of custom J-Hook trees
- Secure fit to J-Hooks means no shifting or movement of the J-Hook during cable installation



Material: Steel
Finish: Pregalvanized




| Part # | Description |  |
|---------|-------------|---|
| CATHBA | 1/4" Hole | 40 pc |
| CATHBA3 | 3/16" Hole | 40 pc |
| CATHBA6 | 3/8" Hole | 40 pc |
| CATHBA8 | 1/2" Hole | 40 pc |

CAT HP WIRE RETAINER

- Replacement wire retainer for nVent CADDY Cat HP J-Hooks
- Provides 360 degree containment for cables



Material: Steel
Finish: Pregalvanized

| Part # | Description |  |
|----------|-------------|---|
| RET16B50 | 1" dia | 50 pc |
| RET21B50 | 1 5/16" dia | 50 pc |
| RET32B50 | 2" dia | 50 pc |
| RET48B25 | 3" dia | 25 pc |
| RET64B25 | 4" dia | 25 pc |

DATACOM/LOW VOLTAGE
Cable Support Systems

nVENT CADDY CABLECAT J-HOOK

- Many sizes and designs available to attach to a variety of structures
- Cost effective alternative to expensive cable tray
- Galvanized finish on J-Hooks provide smoother cable pull and greater corrosion resistance
- cULus® Listed and complies with NEC® and TIA requirements for structured cabling systems



Material: Steel
 Finish: Pregalvanized



| Part # | Description |  |
|--------|---------------|---|
| CAT12 | PG, 0.75" dia | 50 pc |

CABLECAT J-HOOK WITH BC BEAM CLAMP

- Beam clamp with attached nVent CADDY Cablecat J-Hook
- Supports low voltage cables



Material: Steel
 Finish: Pregalvanized, nVent CADDY Armour



| Part # | Description |  |
|---------|-------------|---|
| CAT12BC | 3/4" dia | 40 pc |
| CAT21BC | 1 5/16" dia | 40 pc |

DATACOM/LOW VOLTAGE

Cable Support Systems

CABLECAT J-HOOK WITH BC BEAM CLAMP, SWIVEL

- Beam clamp with attached nVent CADDY Cablecat J-Hook
- Supports low voltage cables



Material: Steel
Finish: Pregalvanized, nVent CADDY Armour



| Part # | Description |  |
|----------|----------------------------|---|
| CAT12BCB | 3/4" dia, 1/8"-1/2" Flange | 40 pc |

CABLECAT J-HOOK WITH BC200 BEAM CLAMP

- Beam clamp with attached nVent CADDY Cablecat J-Hook
- Supports low voltage cables



Material: Steel
Finish: Pregalvanized



| Part # | Description |  |
|------------|----------------------------|---|
| CAT12BC200 | 3/4" dia, 1/8"-1/2" Flange | 40 pc |

CABLECAT J-HOOK WITH BC200 BEAM CLAMP, SWIVEL

- Beam clamp with attached nVent CADDY Cablecat J-Hook
- Supports low voltage cables
- Rotates 360 degrees to support various directional runs of cable



Material: Steel
Finish: Pregalvanized



| Part # | Description |  |
|-------------|----------------------------|---|
| CAT12BC200B | 3/4" dia, 1/8"-1/2" Flange | 40 pc |

DATACOM/LOW VOLTAGE
Cable Support Systems


CABLECAT J-HOOK WITH HAMMER-ON FLANGE CLIP

- Hammer-on beam clamp with attached nVent CADDY Cablecat J-Hook
- Supports low voltage cables



Material: Steel, Spring Steel
 Finish: Pregalvanized, nVent CADDY Armour



| Part # | Description |  |
|------------|-----------------------------|---|
| CAT1224SM | 3/4" dia, 1/8"-1/4" Flange | 40 pc |
| CAT1258SM | 3/4" dia, 5/16"-1/2" Flange | 40 pc |
| CAT12912SM | 3/4" dia, 9/16"-3/4" Flange | 40 pc |


CABLECAT J-HOOK WITH HAMMER-ON FLANGE CLIP, SWIVEL

- Hammer-on beam clamp with attached nVent CADDY Cablecat J-Hook
- Supports low voltage cables
- Rotates 360 degrees to support various directional runs of cable



Material: Steel, Spring Steel
 Finish: Pregalvanized, nVent CADDY Armour



| Part # | Description |  |
|----------|-----------------------------|---|
| CAT1224 | 3/4" dia, 1/8"-1/4" Flange | 40 pc |
| CAT1258 | 3/4" dia, 5/16"-1/2" Flange | 40 pc |
| CAT12912 | 3/4" dia, 9/16"-3/4" Flange | 20 pc |
| CAT3224 | 2" dia, 1/8"-1/4" Flange | 20 pc |

DATACOM/LOW VOLTAGE

Cable Support Systems


CABLECAT J-HOOK WITH C PURLIN CLIP

- Purlin clip with attached nVent CADDY Cablecat J-Hook
- Supports low voltage cables




Material: Steel, Spring Steel
Finish: Pregalvanized, nVent CADDY Armour



| Part # | Description |  |
|-----------|-----------------------------|---|
| CAT12VF14 | 3/4" dia, 1/16"-1/4" Flange | 40 pc |


CABLECAT J-HOOK WITH Z PURLIN CLIP

- Purlin clip with attached nVent CADDY Cablecat J-Hook
- Supports low voltage cables



Material: Steel, Spring Steel
Finish: Pregalvanized, nVent CADDY Armour



| Part # | Description |  |
|-----------|-----------------------------|---|
| CAT12AF14 | 3/4" dia, 1/16"-1/4" Flange | 40 pc |

CABLECAT J-HOOK WITH PEDESTAL CLAMP

- Pedestal mount with attached nVent CADDY Cablecat J-Hook
- Supports low voltage cables



Material: Steel
Finish: Pregalvanized



| Part # | Description |  |
|-----------|---|---|
| CAT12CD1B | 3/4" dia, 3/4" Square, 7/8"-1 1/8" Round Pedestal | 40 pc |

DATACOM/LOW VOLTAGE

Cable Support Systems


CABLECAT J-HOOK WITH ROD/WIRE CLIP

- Threaded rod attachment with attached nVent CADDY Cablecat J-Hook
- Supports low voltage cables



Material: Steel, Spring Steel
Finish: Pregalvanized, nVent CADDY Armour



| Part # | Description |  |
|-----------|---------------------------------------|---|
| CAT124Z34 | 3/4" dia, 1/8"-3/8" Flange, 1/4" Rod | 40 pc |
| CAT126Z34 | 3/4" dia, 3/8"-7/16" Flange, 3/8" Rod | 60 pc |
| CAT128Z34 | 3/4" dia, 1/2", 5/8" Rod | 50 pc |

1/2" and 5/8" rod sizes are to be installed on threaded rod only.

CABLECAT J-HOOK WITH T-GRID CLIP

- T-Grid attachment with attached nVent CADDY Cablecat J-Hook
- Supports low voltage cables



Material: Steel, Spring Steel
Finish: Pregalvanized, nVent CADDY Armour



| Part # | Description |  |
|---------|-------------|---|
| CAT12TS | 3/4" dia | 60 pc |

DATACOM/LOW VOLTAGE

Cable Support Systems

CABLECAT T-GRID CLIP FOR J-HOOKS

- T-Grid attachment for nVent CADDY Cablecat J-Hook support
- Supports low voltage cables



Material: Spring Steel
Finish: nVent CADDY Armour



| Part # | Description |  |
|--------|--|---|
| CATTS | nVent CADDY Cablecat T-Grid Clip for J-Hooks | 100 pc |

Additional support wire required per NEC® 300.11.

CABLECAT J-HOOK WITH SHOT-FIRE BRACKET

- Cost effective alternative to expensive cable tray
- Galvanized finish on J-Hooks provide smoother cable pull and greater corrosion resistance
- Complete with shot-fire bracket and pre-assembled drive pin from Powers Fasteners, Inc.
- Quickly and easily attaches to concrete, steel or composite metal decking
- Integrated pin installs easily using powder-actuated or single-shot gas-actuated tools
- ICC-ES ESR-2024 evaluation report available for drive pin from Powers Fasteners, Inc



Material: Steel
Finish: Electrogalvanized, Pregalvanized

| Part # | Description |  |
|---------|-------------|---|
| CAT12SF | 3/4" dia | 50 pc |

Uses Powers Fasteners, Inc. part number 50032. Pre-assembled drive pin from Powers Fasteners, Inc. works with Powers® C4CZ, Simpson® GCN-MEPKT, SPIT® P1000, P200, P2201, P3500 / PA3500, P35s, P45, P60, P7201, Sniper, Ramset® 721, Cobra, D45 / D60 / D60L, M70, SA270, T3SS, TS750P, TS60P, Viper, Hilti® DX35, DX350 / DX351 / DX36M, DX100 / DX200, DX460, DXA40, DXA41, DXE72 / DX400; Würth Diva-1, BST-1, BST-2 or equivalent nailers.

DATACOM/LOW VOLTAGE

Cable Support Systems

CABLECAT J-HOOK WITH ANGLE BRACKET

- Angle bracket support with attached nVent CADDY Cablecat J-Hook
- Supports low voltage cables



Material: Steel
Finish: Pregalvanized




| Part # | Description |  |
|---------|------------------------|---|
| CAT12AB | 3/4" dia, 1/4" Hole | 40 pc |
| CAT21AB | 1 5/16" dia, 1/4" Hole | 40 pc |

CABLECAT J-HOOK WITH PIN DRIVEN ANGLE BRACKET

- Angle bracket support with attached nVent CADDY Cablecat J-Hook
- Supports low voltage cables



Material: Steel
Finish: Pregalvanized

| Part # | Description |  |
|------------|----------------------|---|
| CAT12AFAB3 | 3/4" dia, 3/16" Hole | 50 pc |

DATACOM/LOW VOLTAGE

Cable Support Systems

nVENT CADDY CAT CM U-HOOK

- Provides optimal support for high-performance data cable, up to and including Cat 5e, Cat 6, Cat 6A, Cat 7 and fiber optic
- System offers a convenient pathway for wires and cables
- Specially designed U-Hooks have large-diameter, rounded support surfaces
- U-Hooks can be mounted vertically along the same drop rod to create a tree configuration
- Cantilever mounting allows U-Hooks to be mounted to walls and columns with brackets
- Rounded edges help prevent over-bending and kinking of cables
- Ideal for retrofit applications where cable runs need to be routed around existing building infrastructure
- Compliant with NEC® and ANSI®/TIA structured cabling systems standards



Material: Steel
Finish: Electrogalvanized




| Part # | Description | F ↓ | ↓ ↓ |
|------------|-------------|--------|--------|
| CAT200CMLN | 8" | 100 lb | 10 pc |
| CAT300CMLN | 12" | 100 lb | 10 pc |

DATAKOM/LOW VOLTAGE

Cable Support Systems

CAT CM U-HOOK, STRUT MOUNT

- Provides optimal support for high-performance data cable, up to and including Cat 5e, Cat 6, Cat 6A, Cat 7 and fiber optic
- Integrated quick-attach T-nut allows U-Hooks to be quickly mounted to strut
- System offers a convenient pathway for wires and cables
- Specially designed U-Hooks have large-diameter, rounded support surfaces
- Rounded edges help prevent over-bending and kinking of cables
- Ideal for retrofit applications where cable runs need to be routed around existing building infrastructure
- Compliant with NEC® and ANSI®/TIA structured cabling systems standards



Material: Steel
 Finish: Electrogalvanized
 Included Components: Quick-Attach T-Nut



| Part # | Description | F ↓ | 📦 |
|----------|-------------|--------|-------|
| CAT200CM | 8" | 100 lb | 10 pc |
| CAT300CM | 12" | 100 lb | 10 pc |

CAT CM DOUBLE J-HOOK

- Provides optimal support for high-performance data cable, up to and including Cat 5e, Cat 6, Cat 6A, Cat 7 and fiber optic
- System offers a convenient pathway for wires and cables
- Double J-Hooks can be mounted vertically along the same drop rod to create a tree configuration
- Allows addition of cables even when fixed flush to overhead decking
- Specially designed double J-Hook has large-diameter, rounded support surfaces
- Rounded edges help prevent over-bending and kinking of cables
- Ideal for retrofit applications where cable runs need to be routed around existing building infrastructure
- Compliant with NEC® and ANSI®/TIA structured cabling systems standards



Material: Steel
 Finish: Electrogalvanized



| Part # | Description | 📦 |
|----------|--|-------|
| CAT100CM | 70 Cable Capacity, Cat 5e, 30 Cable Capacity, Cat 6A | 20 pc |


Area shown is the combined value for both sides. Divide by 2 for area of each side.

DATACOM/LOW VOLTAGE

Cable Support Systems

CAT CM ROLLER

- Retains cables while supporting cable pulls



Material: Steel
Finish: Pregalvanized


| Part # | Description |  |
|------------|-------------|---|
| CATRL200CM | 8" | 10 pc |
| CATRL300CM | 12" | 10 pc |

CAT CM WIRE RETAINER

- Provides 360 degree containment for cables



Material: Steel
Finish: Pregalvanized

| Part # | Description |  |
|------------|-------------|---|
| CATRT200CM | 9.525" | 50 pc |
| CATRT300CM | 13.5" | 50 pc |

nVENT CADDY CAT CM PROTECTION TUBE

- Protects high performance data cables from coming in contact with threaded rod
- Minimizes the risk of cutting or abrading cable sheaths while pulling cable



Material: Steel
Finish: Electrogalvanized

| Part # | Description |  |
|---------|-------------|---|
| CATTBCM | 5/8" dia | 30 pc |


DATACOM/LOW VOLTAGE Cable Support Systems

CAT CM WALL BRACKET

- Allows nVent CADDY Cat CM U-Hooks to be mounted to walls and columns



Material: Steel
Finish: Pregalvanized

| Part # | Description |  |
|---------|-------------|---|
| CATWMCM | 8" | 10 pc |

NVENT CADDY CAT 425 ADJUSTABLE CABLE SUPPORT

- Provides optimal support for high-performance data cable, up to and including Cat 5e, Cat 6, Cat 6A, Cat 7 and fiber optic
- Simple unlocking and locking of bar allows for additional cables to be added easily after installation
- Adjustable strap allows for multiple support sizes to reduce inventory
- Cost effective alternative to expensive cable tray
- cULus® Listed and complies with NEC® and TIA requirements for structured cabling systems
- Suitable for air handling spaces (plenum)



Material: Steel, Polyethylene
Finish: Electrogalvanized



| Part # | Description |  |  |
|----------|-----------------------|---|---|
| CAT425 | 4", 6" dia, 1/4" Hole | 100 lb | 10 pc |
| CAT425A6 | 4", 6" dia, 3/8" Hole | 100 lb | 10 pc |

DATACOM/LOW VOLTAGE

Cable Support Systems

CAT 425 WALL MOUNT ADJUSTABLE CABLE SUPPORT

- Provides optimal support for high-performance data cable, up to and including Cat 5e, Cat 6, Cat 6A, Cat 7 and fiber optic
- Simple unlocking and locking of bar allows for additional cables to be added easily after installation
- Adjustable strap allows for multiple support sizes to reduce inventory
- Cost effective alternative to expensive cable tray
- cULus® Listed and complies with NEC® and TIA requirements for structured cabling systems
- Suitable for air handling spaces (plenum)



Material: Steel, Polyethylene

Finish: Electrogalvanized



| Part # | Description | F | ↓ | ☐ |
|----------|-------------|--------|---|-------|
| CAT425WM | 4", 6" dia | 100 lb | | 10 pc |

CAT 425 ADJUSTABLE CABLE SUPPORT WITH BC BEAM CLAMP

- Easy installation to beam flanges
- Rotates 360 degrees to support various directional runs of cable
- Provides optimal support for high-performance data cable, up to and including Cat 5e, Cat 6, Cat 6A, Cat 7 and fiber optic
- Simple unlocking and locking of bar allows for additional cables to be added easily after installation
- Adjustable strap allows for multiple support sizes to reduce inventory
- Cost effective alternative to expensive cable tray
- cULus® Listed and complies with NEC® and TIA requirements for structured cabling systems
- Suitable for air handling spaces (plenum)



Material: Steel, Polyethylene

Finish: nVent CADDY Armour, Electrogalvanized



| Part # | Description | F | ↓ | ☐ |
|----------|-------------------------------|--------|---|-------|
| CAT425BC | 4", 6" dia, 0.13"-0.5" Flange | 100 lb | | 10 pc |

DATACOM/LOW VOLTAGE

Cable Support Systems

CAT 425 ADJUSTABLE CABLE SUPPORT WITH BC200 BEAM CLAMP

- Easy installation to beam flanges
- Rotates 360 degrees to support various directional runs of cable
- Provides optimal support for high-performance data cable, up to and including Cat 5e, Cat 6, Cat 6A, Cat 7 and fiber optic
- Simple unlocking and locking of bar allows for additional cables to be added easily after installation
- Adjustable strap allows for multiple support sizes to reduce inventory
- Cost effective alternative to expensive cable tray
- cULus® Listed and complies with NEC® and TIA requirements for structured cabling systems
- Suitable for air handling spaces (plenum)



Material: Steel, Polyethylene
Finish: Electrogalvanized



| Part # | Description |  |  |
|-------------|------------------------------|---|---|
| CAT425BC200 | 4", 6" dia, 1/8"–1/2" Flange | 100 lb | 10 pc |

CAT 425 ADJUSTABLE CABLE SUPPORT WITH FLANGE CLIP

- Requires only a hammer to install
- Provides optimal support for high-performance data cable, up to and including Cat 5e, Cat 6, Cat 6A, Cat 7 and fiber optic
- Simple unlocking and locking of bar allows for additional cables to be added easily after installation
- Adjustable strap allows for multiple support sizes to reduce inventory
- Cost effective alternative to expensive cable tray
- cULus® Listed and complies with NEC® and TIA requirements for structured cabling systems
- Suitable for air handling spaces (plenum)



Material: Steel, Polyethylene, Spring Steel
Finish: nVent CADDY Armour, Electrogalvanized



| Part # | Description |  |  |
|-------------|-------------------------------|---|---|
| CAT42524SM | 4", 6" dia, 1/8"–1/4" Flange | 100 lb | 10 pc |
| CAT42558SM | 4", 6" dia, 5/16"–1/2" Flange | 100 lb | 10 pc |
| CAT425912SM | 4", 6" dia, 9/16"–3/4" Flange | 100 lb | 10 pc |

DATACOM/LOW VOLTAGE

Cable Support Systems

CAT 425 ADJUSTABLE CABLE SUPPORT WITH C PURLIN CLIP

- Requires only a hammer to install
- Provides optimal support for high-performance data cable, up to and including Cat 5e, Cat 6, Cat 6A, Cat 7 and fiber optic
- Simple unlocking and locking of bar allows for additional cables to be added easily after installation
- Adjustable strap allows for multiple support sizes to reduce inventory
- Cost effective alternative to expensive cable tray
- cULus® Listed and complies with NEC® and TIA requirements for structured cabling systems
- Suitable for air handling spaces (plenum)



Material: Steel, Polyethylene, Spring Steel
Finish: Electrogalvanized, nVent CADDY Armour



| Part # | Description | F ↓ | ☐ |
|------------|-------------------------------|--------|-------|
| CAT425VF14 | 4", 6" dia, 1/16"-1/4" Flange | 100 lb | 10 pc |

CAT 425 ADJUSTABLE CABLE SUPPORT WITH Z PURLIN CLIP

- Requires only a hammer to install
- Provides optimal support for high-performance data cable, up to and including Cat 5e, Cat 6, Cat 6A, Cat 7 and fiber optic
- Simple unlocking and locking of bar allows for additional cables to be added easily after installation
- Adjustable strap allows for multiple support sizes to reduce inventory
- Cost effective alternative to expensive cable tray
- cULus® Listed and complies with NEC® and TIA requirements for structured cabling systems
- Suitable for air handling spaces (plenum)



Material: Steel, Polyethylene, Spring Steel
Finish: nVent CADDY Armour, Electrogalvanized



| Part # | Description | F ↓ | ☐ |
|------------|-------------------------------|--------|-------|
| CAT425AF14 | 4", 6" dia, 1/16"-1/4" Flange | 100 lb | 10 pc |

DATACOM/LOW VOLTAGE

Cable Support Systems

CAT 425 ADJUSTABLE CABLE SUPPORT WITH PEDESTAL CLAMP

- Easy installation to pedestals used under raised floors
- Provides optimal support for high-performance data cable, up to and including Cat 5e, Cat 6, Cat 6A, Cat 7 and fiber optic
- Simple unlocking and locking of bar allows for additional cables to be added easily after installation
- Adjustable strap allows for multiple support sizes to reduce inventory
- Cost effective alternative to expensive cable tray
- cULus® Listed and complies with NEC® and TIA requirements for structured cabling systems
- Suitable for air handling spaces (plenum)



Material: Steel, Polyethylene
Finish: Electrogalvanized



| Part # | Description | F ↓ | ↓ ↓ |
|--------------|-------------|--------|--------|
| CAT425WMCD1B | 4", 6" dia | 50 lb | 10 pc |

THREADED BRIDLE RING

- Combine bridle rings with other nVent CADDY fasteners to support cables from flange, purlin, drop wire, t-grid, etc.



Material: Steel
Finish: Electrogalvanized



| Part # | Description | F ↓ |
|----------|------------------------------|--------|
| 2BRT12 | 0.75" dia, #10 Screw, Metal | 50 lb |
| 2BRT20 | 1.25" dia, #10 Screw, Metal | 50 lb |
| 2BRT32 | 2" dia, #10 Screw, Metal | 50 lb |
| 2BRT8 | 0.5" dia, #10 Screw, Metal | 50 lb |
| 4BRT20 | 1.25" dia, 1/4" Screw, Metal | 50 lb |
| 4BRT20WS | 1.25" dia, 1/4" Screw, Wood | 50 lb |
| 4BRT32 | 2" dia, 1/4" Screw, Metal | 50 lb |
| 4BRT32WS | 2" dia, 1/4" Screw, Wood | 50 lb |
| 4BRT64 | 4" dia, 1/4" Screw, Metal | 50 lb |

Bridle Rings not recommended for high performance cables. See nVent CADDY Cat HP J-Hook System.

DATACOM/LOW VOLTAGE

Cable Support Systems

PLAIN BRIDLE RING



Material: Steel
Finish: Electrogalvanized



| Part # | Description | F ↓ | ☐ |
|--------|---------------------|--------|--------|
| 2BR8 | 1/2" dia, #8 Wire | 50 lb | 100 pc |
| 2BR12 | 3/4" dia, #8 Wire | 50 lb | 100 pc |
| 2BR20 | 1 1/4" dia, #8 Wire | 50 lb | 100 pc |
| 2BR32 | 2" dia, #8 Wire | 50 lb | 100 pc |

Bridle Rings not recommended for high performance cables. See nVent CADDY Cat HP J-Hook System.

MULTI-PURPOSE CLIP FOR BRIDLE RINGS

- Requires only a hammer to install
- Accommodates standard 1/4-20 or #10-24 threaded bridle rings, standard drive rings as well as unthreaded bridle rings
- Supports drive rings or bridle rings from flange



Material: Spring Steel
Finish: nVent CADDY Armour




| Part # | Description | ☐ |
|--------|----------------------------------|--------|
| 2FMP28 | 1/8"-1/2" Flange, 1/4", #10 Wire | 100 pc |

DATACOM/LOW VOLTAGE Bridle Rings

BOX ELIMINATOR CONDUIT SUPPORT

- Eliminates need for electrical box when datacomm cables are run in conduit
- Easily attaches to the MP1S or MP2S low voltage mounting plates




Material: Steel
Finish: Pregalvanized



| Part # | Description |  |
|----------|--------------------------------|---|
| MPCB1220 | Box Eliminator Conduit Support | 25 pc |


BOX ELIMINATOR CONDUIT SUPPORT WITH MOUNTING PLATE

- Eliminates need for electrical box when datacomm cables are run in conduit
- Mounting plate kits include mounting plate, conduit support and screws



Material: Steel
Finish: Pregalvanized



| Part # | Description |  |
|--------|-------------|---|
| MP1SCB | 1 Gang | 25 pc |
| MP2SCB | 2 Gang | 25 pc |

DATACOM/LOW VOLTAGE Mounting Plates

LOW VOLTAGE MOUNTING PLATE FOR NEW CONSTRUCTION

- Provides a bracket for mounting low voltage Class 2 communication outlets
- Reduces bulges in the dry wall caused by plaster rings
- May be installed to the front or the side of the metal or wood stud
- Side support provides for a rigid installation
- Attaches with self-tapping screws or nails
- Works with wood or metal studs



Material: Steel
Finish: Pregalvanized



| Part # | Description |  |
|--------|-------------|---|
| MP1S | 1 Gang | 25 pc |
| MP2S | 2 Gang | 25 pc |

No load rating, for positioning only.


LOW VOLTAGE MOUNTING PLATE WITH SCREWS

- Provides positive support with locking screws
- Makes wire "fishing" easier
- Install with a drywall saw and screwdriver
- Eliminates the need for an electrical box when installing low voltage Class 2 wiring



Material: Steel
Finish: Plain



| Part # | Description |  |
|--------|-------------|---|
| MPLS | 1 Gang | 100 pc |
| MPLS2 | 2 Gang | 100 pc |

For low voltage Class 2 use only.

DATACOM/LOW VOLTAGE Mounting Plates

LOW VOLTAGE MOUNTING PLATE

- Provides positive support with locking screws
- Makes wire “fishing” easier
- Install with a drywall saw and screwdriver
- Eliminates the need for an electrical box when installing low voltage Class 2 wiring



Material: Steel
Finish: Pregalvanized



| Part # | Description | |
|--------|-------------|--------|
| MP1 | 1 Gang | 100 pc |
| MP2 | 2 Gang | 100 pc |

For low voltage Class 2 use only.

PLASTIC LOW VOLTAGE MOUNTING PLATE

- No sharp metal edges with plastic design
- Fast, easy way to install
- No installation tools required to secure bracket in the drywall opening
- Serrated interlocking system secures tightly
- Template points on brackets help eliminate multiple measurement markings during installation
- Recessed design helps assure flush mount of device
- Eliminates the need for electrical boxes on low voltage class 2 applications



Material: Acrylonitrile Butadiene Styrene
Finish: Plain



| Part # | Description | |
|--------|-------------|--------|
| MP1P | 1 Gang | 100 pc |
| MPAL2 | 2 Gang | 100 pc |
| MP34P | 3, 4 Gang | 2 pc |

No load rating, for positioning only. For low voltage Class 2 use only.

DATACOM/LOW VOLTAGE Mounting Plates

VERSATILE THREAD IMPRESSION

- Support point for speakers, audio/video/security panels, EXIT signs, etc
- Use either #6-32 screw or #6 sheet metal screw
- Spring steel with corrosion protection finish



Material: Spring Steel
Finish: nVent CADDY Armour



| Part # | Description |  |
|--------|-----------------------------|---|
| MPVT1 | Versatile Thread Impression | 20 pc |

NVENT CADDY CAT CR50 LOW-VOLTAGE CABLE RETAINER

- Complies with the NEC®, the CEC and TIA standards for cable management
- Allows for horizontal and vertical change of direction
- Installs easily
- Works with CAT 5e and higher, fiber optic and coaxial cable
- Residential application
- Suitable for air handling spaces (plenum)



Material: Polypropylene



| Part # | Description |  |  |
|---------|-------------|---|---|
| CATCR50 | 2" dia | 10 lb | 25 pc |


DATAKOM/LOW VOLTAGE Mounting Plates

NVENT CADDY MILLE-TIE

- Suitable for heavy duty applications
- Maintains cable properties and conductor configuration
- Protects cable from crimping with "Intelligent Grip Technology"
- Cushions vibration
- No sharp edges
- One size fits all
- Reusable



Material: Polyurethane
Temperature: -4 to 140 °F


| Part # | Description |  |
|---------|--------------------------------|---|
| CATMTH | General Use, Black | 100 pc |
| CATMTLS | Low-Smoke/Halogen Free, Yellow | 100 pc |
| CATMTP | Plenum, Red | 100 pc |

SIGNAL REFERENCE GRID WIRE CLAMP

- Provides a quick method to support a signal grid to computer floor pedestals
- Slots in fastener grip wire to provide positive contact with post
- Clamps grid wire directly to post allowing a low resistance connection across bare metal contacts
- Installs easily with a screwdriver or nut driver



Material: Steel
Finish: Electrogalvanized

| Part # | Description |  |
|--------|-------------------------|---|
| RGC | #8 Stranded-#4 Stranded | 100 pc |

DATACOM/LOW VOLTAGE

Clips, Clamps and Retainers


METAL PRESSURE CLIP

- Ideal for smaller runs of cable
- Flexible clip retains shape and allows for cables to be inserted after installation
- Rounded edges help prevent cable damage
- Cables are neatly installed providing a consistent and professional appearance
- Low-profile allows for installations in tight spaces



Material: Spring Steel

Finish: nVent CADDY Armour

| Part # | Description |  |
|---------|----------------------|---|
| PKM10H3 | 10 Cable, 0.19" Hole | 50 pc |
| PKM10H6 | 10 Cable, 0.28" Hole | 50 pc |
| PKM16H3 | 16 Cable, 0.19" Hole | 50 pc |
| PKM16H6 | 16 Cable, 0.28" Hole | 50 pc |

Supports cable diameters up to 1/2" (13 mm) when installed with a standard 1/4" (6 mm) washer.


CAT 600R STRUT MOUNT VERTICAL CABLE SUPPORT KIT

- Kit includes four nVent CADDY Cat 600R cable supports and a pre-cut section of strut
- Makes vertical cable pulling easier - locking mechanism opens during pull and re-engages when cable is released
- Rounded edges help prevent cable damage
- Valuable space savings within telecomm closets
- Reduces installation time
- Allows cable installation to start at the bottom floor



Material: Steel

Finish: Electrogalvanized

| Part # | Description |  |
|------------|---|---|
| CAT600RKIT | nVent CADDY Cat 600R Strut Mount Vertical Cable Support Kit | 1 pc |

DATACOM/LOW VOLTAGE

Clips, Clamps and Retainers


nVENT CADDY CAT 600R STRUT MOUNT VERTICAL CABLE SUPPORT

- Makes vertical cable pulling easier - locking mechanism opens during pull and re-engages when cable is released
- Includes pre-rieveted assembly that twist-locks into the strut
- Rounded edges help prevent cable damage
- Valuable space savings within telecomm closets
- More versatile allowing future additions of cable runs
- Reduces installation time
- Allows cable installation to start at the bottom floor



Material: Steel
Finish: Electrogalvanized



| Part # | Description |  |
|---------|---|---|
| CAT600R | nVent CADDY Cat 600R Strut Mount Vertical Cable Support | 2 pc |


CAT 600WM WALL MOUNT VERTICAL CABLE SUPPORT

- Makes vertical cable pulling easier - locking mechanism opens during pull and re-engages when cable is released
- Accepts wide range of cable sizes: (75) 4-pair UTP Cat 5e, (47) Cat 6, (10) 25-pair UTP, (1) each 100-pair through 600-pair
- Rounded edges help prevent cable damage
- Valuable space savings within telecomm closets
- More versatile allowing future additions of cable runs
- Reduces installation time
- Allows cable installation to start at the bottom floor



Material: Steel
Finish: Electrogalvanized



| Part # | Description |  |
|----------|---|---|
| CAT600WM | nVent CADDY Cat 600WM Wall Mount Vertical Cable Support | 2 pc |

DATACOM/LOW VOLTAGE

Vertical Cable Supports

SECURITY CAMERA BETWEEN T-GRID MOUNTING KIT

- Ideal for mounting analog cameras, wireless access points, speakers, monitors and other small electronics
- Designed to meet the requirements of NEC® 300.11



Material: Steel
Finish: Pregalvanized

| Part # | Description |  |  |
|--------|---|---|---|
| SCMKC | Security Camera Between T-Grid Mounting Kit | 50 lb | 20 pc |

nVent CADDY Rod Lock



ROD LOCK THREADED ROD MOUNTING SYSTEM

Structural Attachments

ROD LOCK BEAM CLAMP

- Prefabricated assemblies easily lift and lock into place, helping to save time and money
- Easy “push-to-install” design allows installers to simply push the threaded rod through the mounting hole, instantly holding it in position
- Lock nut can be finger tightened, locking the rod in place
- Works with slightly damaged threads and minor burrs on the threaded rod
- Conforms with Federal Specification WW-H-171 (Type 23), Manufacturers Standardization Society ANSI®/MSS-SP-58 (Type 19 and 23)



Material: Cast Iron
Finish: Electrogalvanized



| Part # | Description | Static Load 1 | Static Load 2 | |
|----------|--------------------------------|---------------|---------------|-------|
| CRLB37EG | 3/8" Rod, 0.125"–0.375" Flange | 250 lb | 500 lb | 25 pc |

For use on plain and electro zinc plated hardware only. Static Load 1 represents 1/8" to 3/16" (3 mm to 5 mm) flange thickness. Static Load 2 represents 1/4" to 3/8" (6 mm to 10 mm) flange thickness. Recognizing that torque wrenches are generally not used or available on many job sites, the setscrew should be tightened so it contacts the I-beam and then an additional 1/2 turn added.

ROD LOCK BEAM CLAMP, THICK FLANGE

- Prefabricated assemblies easily lift and lock into place, helping to save time and money
- Easy “push-to-install” design allows installers to simply push the threaded rod through the mounting hole, instantly holding it in position
- Lock nut can be finger tightened, locking the rod in place
- Works with slightly damaged threads and minor burrs on the threaded rod
- Conforms with Federal Specification WW-H-171 (Type 23), Manufacturers Standardization Society ANSI®/MSS-SP-58 (Type 19 and 23)



Material: Cast Iron
Finish: Electrogalvanized



| Part # | Description | | |
|----------|-------------------------------|----------|-------|
| CRLB50EG | 1/2" Rod, 0.375"–0.75" Flange | 1,100 lb | 25 pc |

For use on plain and electro zinc plated hardware only. FM® Approved in the bottom mount orientation only. Recognizing that torque wrenches are generally not used or available on many job sites, the setscrew should be tightened so it contacts the I-beam and then an additional 1/2 turn added.

ROD LOCK THREADED ROD MOUNTING SYSTEM

Structural Attachments

ROD LOCK BAR JOIST HANGER

- Easily installs from underneath the bar joist
- Easily installs on lower or upper truss chord of the bar joist
- Plastic protection cap prevents dirt or structural coatings from obstructing the “push-to-install” mechanism
- Prefabricated assemblies easily lift and lock into place, helping to save time and money
- Easy “push-to-install” design allows installers to simply push the threaded rod through the mounting hole, instantly holding it in position
- Works with slightly damaged threads and minor burrs on the threaded rod



Material: Steel
 Finish: Electrogalvanized
 Static Load Safety Factor: 3.5:1

| Part # | Description | F ↓ | ☐ |
|----------|-------------|----------|-------|
| CRLJ37EG | 3/8" Rod | 1,000 lb | 25 pc |

Wrench Size 1 represents hex nut size used to tighten to bar joist.
 Wrench Size 2 represents nVent CADDY Rod Lock hex nut size.

ROD LOCK ANCHOR SCREW

- For use with concrete and solid brick
- Prefabricated assemblies easily lift and lock into place, helping to save time and money
- Works with slightly damaged threads and minor burrs on the threaded rod



Material: Steel
 Finish: Electrogalvanized



| Part # | Description | F ↓ | ☐ |
|----------|-----------------------------------|--------|-------|
| CRLA37EG | 3/8" Rod, 2.875" x 1.25" x 0.875" | 652 lb | 25 pc |

For use on plain and electro zinc plated hardware only.
 Tested in 3,000 psi (20.68 MPa) concrete and soft or hard wood with a 9/32" pilot hole.

ROD LOCK THREADED ROD MOUNTING SYSTEM

Structural Attachments

ROD LOCK METAL DECKING PRESET ANCHOR

- Set in place through a drilled hole in the metal decking before the concrete is poured
- Eliminate overhead drilling into building structure – nVent CADDY Rod Lock Preset Anchors are cast in place
- Easy “push-to-install” design allows installers to simply push the threaded rod through the mounting hole, instantly holding it in position
- Can be used in lower and upper flute installations
- Works with slightly damaged threads and minor burrs on the threaded rod
- Prefabricated assemblies easily lift and lock into place, helping to save time and money
- Plastic flange acts as insert locator when the forms are removed



Material: Steel
Finish: Electrogalvanized



| Part # | Description | F | ⊞ |
|----------|-------------|--------|-------|
| CRLM37EG | 3/8" Rod | 830 lb | 25 pc |
| CRLM50EG | 1/2" Rod | 830 lb | 25 pc |

ROD LOCK PLYWOOD FORM PRESET ANCHOR

- Eliminate overhead drilling into building structure – nVent CADDY Rod Lock Preset Anchors are cast in place
- Nails hold the anchor in place during the pour and easily break off with a strike of a hammer once the plywood forms are removed
- Easy “push-to-install” design allows installers to simply push the threaded rod through the mounting hole, instantly holding it in position
- Works with slightly damaged threads and minor burrs on the threaded rod
- Prefabricated assemblies easily lift and lock into place, helping to save time and money
- Plastic flange acts as insert locator when the forms are removed



Material: Steel
Finish: Electrogalvanized



| Part # | Description | F | ⊞ |
|----------|-------------|----------|-------|
| CRLW37EG | 3/8" Rod | 1,407 lb | 25 pc |
| CRLW50EG | 1/2" Rod | 1,618 lb | 25 pc |

ROD LOCK THREADED ROD MOUNTING SYSTEM

Structural Attachments

ROD LOCK L-BRACKET

- Easy “push-to-install” design allows installers to simply push the threaded rod through the mounting hole, instantly holding it in position
- Prefabricated assemblies easily lift and lock into place, helping to save time and money
- Multiple attachment holes support the use of either self-drilling screws or bolts, offering installation options for concrete, wood, and steel structures
- Lock nut can be finger tightened, locking the rod in place
- Integrated adjustment nut enables fine tuning the system height up or down
- Extremely useful in tight spaces where wrenches are difficult to use
- Conforms with Federal Specification WW-H-171 (Type 23), Manufacturers Standardization Society ANSI®/MSS-SP-58 (Type 19 and 23)



Material: Steel
Finish: Electrogalvanized



| Part # | Description | F ↓ | 📦 |
|----------|-------------|--------|-------|
| CRLL37EG | 3/8" Rod | 700 lb | 25 pc |

Follow fastener manufacturer’s recommended shear and pull-out strength when fastening to the structure. Fastener not included. Install in accordance with applicable code.

ROD LOCK COUPLER

- Joins two sections of threaded rod by an easy “push-to-install” mechanism
- Can be easily installed at the end of a threaded rod, or to any existing male thread
- Plastic protection cap prevents dirt or structural coatings from obstructing the “push-to-install” mechanism
- Prefabricated assemblies easily lift and lock into place, helping to save time and money
- Works with slightly damaged threads and minor burrs on the threaded rod



Material: Steel
Finish: Electrogalvanized
Static Load Safety Factor: 3.5:1

| Part # | Description | F ↓ | 📦 |
|----------|-------------|----------|-------|
| CRCL37EG | 3/8" Rod | 1,000 lb | 25 pc |

Wrench Size 1 represents hex size used to tighten to threaded rod from structure.
Wrench Size 2 represents nVent CADDY Rod Lock hex nut size.

ROD LOCK THREADED ROD MOUNTING SYSTEM

Structural Attachments

ROD LOCK COUPLER WITH ROD

- Easily installs into any traditional structural threaded rod attachment
- Allows simple installation of threaded rod assemblies by an easy "push-to-install" mechanism
- Plastic protection cap prevents dirt or structural coatings from obstructing the "push-to-install" mechanism
- Prefabricated assemblies easily lift and lock into place, helping to save time and money
- Works with slightly damaged threads and minor burrs on the threaded rod



Material: Steel
Finish: Electrogalvanized
Static Load Safety Factor: 3.5:1

| Part # | Description | F ↓ | 📦 |
|----------|-------------|----------|-------|
| CRLC37L1 | 3/8" Rod | 1,000 lb | 25 pc |

Wrench Size 1 represents hex nut size used to tighten to structural attachment.
Wrench Size 2 represents nVent CADDY Rod Lock hex nut size.

ROD LOCK COUPLER WIRE BASKET SUPPORT CLIP

- Allows wire basket to be suspended from threaded rod without the need of a strut trapeze
- Easy "push-to-install" design allows installers to simply push the threaded rod through the mounting hole, instantly holding it in position
- Securing fingers provides superior stability, preventing damage to the cables in the basket
- Allows for pre-fabrication off site



Material: Spring Steel; Steel
Finish: nVent CADDY Armour; Electrogalvanized

| Part # | Description | F ↓ | 📦 |
|---------|-------------|--------|-------|
| WBS37RL | 3/8" Rod | 120 lb | 20 pc |

ROD LOCK THREADED ROD MOUNTING SYSTEM



Supports

ROD LOCK UNIVERSAL TRAY SUPPORT

- Universal design to accommodate various cable tray hanging methods including ceiling, wall, threaded rod, or cable hanging systems
- C-shape maintains accessibility to cables after installation is completed
- Easy “push-to-install” design allows installers to simply push the threaded rod through the mounting hole, instantly holding it in position
- Strut profile on both arms allow for two runs of cable trays per bracket
- Top tab can be bent allowing for extra wide cable trays to be installed when two brackets are fastened back-to-back
- Key holes provided for wall mount applications
- Works with the KBT Wire Basket Tray Clip for securing wire basket cable tray or J-bolts for securing cable ladder



Material: Steel
 Finish: Electrogalvanized

| Part # | Description |  |  |
|------------|-----------------|---|---|
| UTS15038RL | 3/8" Rod, 6.5" | 100 lb | 200 lb |
| UTS20038RL | 3/8" Rod, 8.8" | 100 lb | 200 lb |
| UTS30038RL | 3/8" Rod, 12.7" | 100 lb | 200 lb |

Refer to Static Load 1 for installations with threaded rod.
 Refer to Static Load 2 for wall mount and 3 mm nVent CADDY Speed Link installations.

ROD LOCK THREADED ROD MOUNTING SYSTEM

Supports

ROD LOCK STRUT

- Allows for the quick creation, installation, and adjustment of multi-level trapeze assemblies
- Ready to use out of the box and eliminates the need for cutting and preparing sections of strut
- Easy “push-to-install” design allows installers to simply push the threaded rod through the mounting hole, instantly holding it in position
- Integrated adjustment nut enables fine tuning the system height up or down
- Accommodates slight variances in rod-to-rod position of the trapeze
- No loose parts or special tools needed for installation
- Lock nut can be finger tightened, locking the rod in place
- Works with all accessories that fit standard A or C type strut channels



Material: Steel

Finish: Electrogalvanized, Pregalvanized

| Part # | Description | F | |
|---------------------------------|------------------------|----------|------|
| Strut Type: A (1 5/8" x 1 5/8") | | | |
| CRLP237L14 | A Strut, 3/8" Rod, 16" | 2,668 lb | 5 pc |
| CRLP237L18 | A Strut, 3/8" Rod, 20" | 2,075 lb | 5 pc |
| CRLP237L22 | A Strut, 3/8" Rod, 24" | 1,698 lb | 5 pc |
| CRLP237L26 | A Strut, 3/8" Rod, 28" | 1,437 lb | 5 pc |
| CRLP237L38 | A Strut, 3/8" Rod, 40" | 983 lb | 5 pc |
| CRLP237L50 | A Strut, 3/8" Rod, 52" | 642 lb | 5 pc |
| CRLP250L14 | A Strut, 1/2" Rod, 16" | 2,668 lb | 5 pc |
| CRLP250L18 | A Strut, 1/2" Rod, 20" | 2,075 lb | 5 pc |
| CRLP250L22 | A Strut, 1/2" Rod, 24" | 1,698 lb | 5 pc |
| CRLP250L26 | A Strut, 1/2" Rod, 28" | 1,437 lb | 5 pc |
| CRLP250L38 | A Strut, 1/2" Rod, 40" | 983 lb | 5 pc |
| CRLP250L50 | A Strut, 1/2" Rod, 52" | 642 lb | 5 pc |
| Strut Type: C (13/16" x 1 5/8") | | | |
| CRLP137L14 | C Strut, 3/8" Rod, 16" | 789 lb | 5 pc |
| CRLP137L18 | C Strut, 3/8" Rod, 20" | 613 lb | 5 pc |
| CRLP137L22 | C Strut, 3/8" Rod, 24" | 494 lb | 5 pc |
| CRLP137L26 | C Strut, 3/8" Rod, 28" | 354 lb | 5 pc |
| CRLP137L38 | C Strut, 3/8" Rod, 40" | 166 lb | 5 pc |
| CRLP150L14 | C Strut, 1/2" Rod, 16" | 789 lb | 5 pc |
| CRLP150L18 | C Strut, 1/2" Rod, 20" | 613 lb | 5 pc |
| CRLP150L22 | C Strut, 1/2" Rod, 24" | 494 lb | 5 pc |
| CRLP150L26 | C Strut, 1/2" Rod, 28" | 354 lb | 5 pc |
| CRLP150L38 | C Strut, 1/2" Rod, 40" | 166 lb | 5 pc |

Parts are currently being phased out. Limited quantities available.

Ultimate load ratings for nVent CADDY Rod Lock Strut assumes a uniformly distributed load and includes a hole factor of 0.92. It is based on the material yield and maximum allowable deflection; an additional Safety Factor of 2 is recommended. nVent CADDY Rod Lock Strut must be installed with the open side of the channel facing up. For indoor applications only.

ROD LOCK THREADED ROD MOUNTING SYSTEM

Supports

ROD LOCK TELESCOPING STRUT REPLACEMENT

- Easy “push-to-install” design allows installers to simply push the threaded rod through the mounting hole, instantly holding it in position
- Telescopes to the desired length and is locked in place by snapping closed a spring retainer clip
- Standard strut profile runs the entire length of the part, allowing most standard fittings to be placed anywhere between the rods
- Allows installers to prefabricate complex assemblies and quickly lift and lock them into place
- Lock nut can be finger tightened, locking the rod in place
- Allows for the quick creation, installation, and adjustment of multi-level trapeze assemblies
- Captive threaded nuts enable fastening to threaded rod supports without loose parts
- Integrated ruler displays space between hanger rods in inches and centimeters
- Supports up to seven 2” (50 DN) conduits, six 2” (50 DN) water filled pipes at 10” (3 m) spacing, or up to 18” (450 mm) cable tray
- Conduit can be supported on the top and bottom, eliminating the need for double sided strut
- Conduit and pipe can be placed directly on the strut profile, saving vertical space in buildings with limited room for installation



Material: Steel
Finish: Pregalvanized

| Part # | Description | Static Load 1 | Static Load 2 | Icon |
|-------------|---|---------------|---------------|-------|
| TSR122038RL | 3/8" Rod, Adjustable from 12 1/2" to 20" between rods | 300 lb | 200 lb | 20 pc |

Static Load 1 represents a distributed load for 12" - 20" (300 - 500 mm) installations and a point load for 12" - 16" (300 - 400 mm) installations. Static Load 2 represents a point load for 16" - 20" (400 - 500 mm) installations.

ROD LOCK THREADED ROD MOUNTING SYSTEM

Supports

ROD LOCK CHANNEL NUT

- Provides fast universal attachment of threaded rod and hardware to standard strut profiles
- Can be used to prefabricate assemblies which can be quickly pushed onto previously installed threaded rods
- Works with slightly damaged threads and minor burrs on the threaded rod



Material: Cast Iron

Finish: Electrogalvanized

| Part # | Description | F ↓ | |
|----------|-------------|--------|--------|
| CRLS37EG | 3/8" Rod | 750 lb | 100 pc |

For use on plain and electro zinc plated hardware only.

ROD LOCK STRUT NUT

- Allows for the quick creation, installation, and adjustment of multi-level trapeze assemblies
- Installs in strut profiles without the need to insert fingers or tools into the strut
- Easy "push-to-install" design allows installers to simply push the threaded rod through the mounting hole, instantly holding it in position
- Integrated adjustment nut enables fine tuning the system height up or down
- Lock nut can be finger tightened, locking the rod in place
- Accommodates slight variances in rod-to-rod position of the trapeze
- Can be used to prefabricate assemblies which can be quickly pushed onto previously installed threaded rods
- Works with slightly damaged threads and minor burrs on the threaded rod



Material: Steel

Finish: Electrogalvanized

| Part # | Description | Static Load 1 | Static Load 2 | |
|-----------|-------------------|---------------|---------------|-------|
| CRLSL37EG | A Strut, 3/8" Rod | 1,500 lb | 900 lb | 20 pc |

Static Load 1 represents 12 GA strut channel type A. Static Load 2 represents 14 GA strut channel type C. Wrench Size 1 represents nVent CADDY Rod Lock hex nut size. Wrench Size 2 represents stem nut size. Must be installed with the open side of the strut channel facing up. nVent CADDY Rod Lock Strut Nuts must be installed at a minimum of 1" (25.4 mm) from both ends of the strut channel.

ROD LOCK THREADED ROD MOUNTING SYSTEM

Hardware

ROD LOCK NUT

- Easy “push-to-install” design allows installers to simply push the threaded rod through the mounting hole, instantly holding it in position
- Fast installation onto long threaded rods – push the nut in place instead of threading it up the rod
- Excellent alignment and easy fine adjustment by spinning the nut
- Extremely useful in tight spaces where wrenches are difficult to use




Material: Steel
Finish: Electrogalvanized

| Part # | Description | F | |
|----------|-------------|----------|-------|
| CRLN37EG | 3/8" Rod | 1,350 lb | 25 pc |

Static Load based on Grade 2 threaded rod.

SN SERIES NUT

- Allows side mounting of nut to threaded rod
- Reduces the need for threading compared to standard nuts and washers
- Ideal for retrofit projects, such as trapeze installations, where disassembly of the support system is not desired
- Works with slightly damaged threads and minor burrs on the threaded rod
- Reduces installation time up to 50%



Material: Steel
Finish: Electrogalvanized

| Part # | Description | F | |
|--------|-------------|----------|--------|
| SN25 | 1/4" Rod | 500 lb | 100 pc |
| SN37 | 3/8" Rod | 1,350 lb | 100 pc |
| SN50 | 1/2" Rod | 2,250 lb | 100 pc |

For use on plain and electro zinc plated hardware only.

ROD LOCK THREADED ROD MOUNTING SYSTEM

Hardware

SNSW FLANGED NUT

- Ideal for retrofit projects, such as trapeze installations, where disassembly of the support system is not desired
- Use as a stopper when installing nVent CADDY Rod Lock assemblies
- Can be easily installed, removed, and repositioned at any location along the threaded rod
- Ready to use out of the box and eliminates multiple pieces of standard hardware
- Functions as a hex nut and flat washer combined
- Washer is wide enough to work with standard strut channel profiles



Material: Steel

Finish: Electrogalvanized

Static Load Safety Factor: 3:1

| Part # | Description |  |  |
|--------|---------------------|---|---|
| SNSW37 | 3/8" Rod, 1.67" dia | 300 lb | 20 pc |
| SNSW50 | 1/2" Rod, 1.9" dia | 300 lb | 20 pc |

For use on plain and electro zinc plated hardware only.

nVent CADDY Speed Link



SPEED LINK UNIVERSAL SUPPORT SYSTEM

SLK System

SPEED LINK SLK WITH ANGLE BRACKET

- Complete system includes wire, locking device and pre-assembled angle bracket end fitting
- Ideal for attaching to concrete, steel or wood surfaces
- Simple alternative to jack chain and additional hardware



Material: Steel, Zinc Alloy, Polypropylene
 Finish: Electrogalvanized
 Static Load Safety Factor: 5:1
 Complies With: SMACNA HVAC-DCS



| Part # | Description | F ↓ | 📦 | Certification |
|----------------------------|---------------------------|--------|------------|---------------|
| Wire Rope Diameter: 1.5 mm | | | | |
| SLK15L1AB | 1.5 mm Wire, 3.3' Length | 44 lb | 20 pc | cULus |
| SLK15L2AB | 1.5 mm Wire, 6.6' Length | 44 lb | 20 pc | cULus |
| SLK15L3AB | 1.5 mm Wire, 9.9' Length | 44 lb | 20 pc | cULus |
| SLK15L5AB | 1.5 mm Wire, 16.4' Length | 44 lb | 20 pc | cULus |
| Wire Rope Diameter: 2.0 mm | | | | |
| SLK2L2AB | 2 mm Wire, 6.6' Length | 100 lb | 10 pc | cULus |
| SLK2L3AB | 2 mm Wire, 9.9' Length | 100 lb | 10 pc | cULus |
| SLK2L5AB | 2 mm Wire, 16.4' Length | 100 lb | 10 pc | cULus |
| Wire Rope Diameter: 3.0 mm | | | | |
| SLK3L1AB | 3 mm Wire, 3.3' Length | 200 lb | 10 x 10 pc | - |
| SLK3L2AB | 3 mm Wire, 6.6' Length | 200 lb | 10 x 10 pc | - |
| SLK3L3AB | 3 mm Wire, 9.9' Length | 200 lb | 5 x 10 pc | - |
| SLK3L5AB | 3 mm Wire, 16.4' Length | 200 lb | 5 x 10 pc | - |
| SLK3L7AB | 3 mm Wire, 22.9' Length | 200 lb | 5 x 5 pc | - |
| SLK3L10AB | 3 mm Wire, 32.8' Length | 200 lb | 5 x 5 pc | - |

Parts are currently being phased out. Limited quantities available.

SPEED LINK UNIVERSAL SUPPORT SYSTEM

SLK System

SPEED LINK SLK WITH SHOT-FIRE BRACKET

- Complete system includes wire, locking device and shot-fire bracket with pre-assembled drive pin from Powers Fasteners, Inc.
- Quickly and easily attaches to concrete, steel or composite metal decking
- Integrated pin installs easily using powder-actuated or single-shot gas-actuated tools
- ICC-ES ESR-2024 evaluation report available for drive pin from Powers Fasteners, Inc



Material: Steel, Zinc Alloy, Polypropylene
 Finish: Electrogalvanized
 Static Load Safety Factor: 5:1
 Complies With: SMACNA HVAC-DCS



| Part # | Description | F | Box |
|----------------------------|---------------------------|--------|-------|
| Wire Rope Diameter: 1.5 mm | | | |
| SLK15L1SF | 1.5 mm Wire, 3.3' Length | 44 lb | 20 pc |
| SLK15L2SF | 1.5 mm Wire, 6.6' Length | 44 lb | 20 pc |
| SLK15L3SF | 1.5 mm Wire, 9.9' Length | 44 lb | 20 pc |
| SLK15L5SF | 1.5 mm Wire, 16.4' Length | 44 lb | 20 pc |
| Wire Rope Diameter: 2.0 mm | | | |
| SLK2L2SF | 2 mm Wire, 6.6' Length | 100 lb | 10 pc |
| SLK2L3SF | 2 mm Wire, 9.9' Length | 100 lb | 10 pc |
| SLK2L5SF | 2 mm Wire, 16.4' Length | 100 lb | 10 pc |

Part is currently being phased out. Limited quantities available.

Uses Powers Fasteners, Inc. part number 50032. Static load was established based on a 1" (25.4 mm) embedment depth and 3,000 psi (20.68 MPa) lightweight concrete. For variations in embedment and material please consult www.powers.com. Pre-assembled drive pin from Powers Fasteners, Inc. works with Powers® C4CZ, Simpson® GCN-MEPKT, SPIT® P1000, P200, P2201, P3500 / PA3500, P35s, P45, P60, P7201, Sniper; Ramset® 721, Cobra, D45 / D60 / D60L, M70, SA270, T3SS, TS750P, TS60P, Viper; Hilti® DX35, DX350 / DX351 / DX36M, DX100 / DX200, DX460, DXA40, DXA41, DXE72 / DX400; Würth Diva-1, BST-1, BST-2 or equivalent nailers. For shot-fired supports in seismic design category D, E, or F, maximum load is the lesser of 90 lb (400 N) or the published load.

SPEED LINK UNIVERSAL SUPPORT SYSTEM

SLK System

SPEED LINK SLK WITH DECKING HOOK

- Complete system includes wire, locking device and pre-assembled decking hook end fitting
- Quickly and easily attaches to hollow metal decking
- Spring-loaded ends snap into decking hole and lock into place
- Innovative design helps protect the wire from sharp edges of decking hole, minimizing risk of damage to wire



Material: Steel, Zinc Alloy, Polypropylene

Finish: Electrogalvanized

Static Load Safety Factor: 5:1

Complies With: SMACNA HVAC-DCS



| Part # | Description | F ↓ | ☐ |
|----------------------------|---------------------------|--------|-----------|
| Wire Rope Diameter: 1.5 mm | | | |
| SLK15L1DH | 1.5 mm Wire, 3.3' Length | 44 lb | 5 x 20 pc |
| SLK15L2DH | 1.5 mm Wire, 6.6' Length | 44 lb | 5 x 20 pc |
| SLK15L3DH | 1.5 mm Wire, 9.9' Length | 44 lb | 20 pc |
| SLK15L5DH | 1.5 mm Wire, 16.4' Length | 44 lb | 20 pc |
| Wire Rope Diameter: 2.0 mm | | | |
| SLK2L3DH | 2 mm Wire, 9.9' Length | 100 lb | 10 pc |
| SLK2L5DH | 2 mm Wire, 16.4' Length | 100 lb | 10 pc |
| SLK2L7DH | 2 mm Wire, 22.9' Length | 100 lb | 10 pc |

Parts are currently being phased out. Limited quantities available.

Load rating is only applicable if the load-bearing capacity of the supporting element (steel decking) is adequate. Check with deck manufacturer for recommended load capacity.

SPEED LINK UNIVERSAL SUPPORT SYSTEM

SLK System



SPEED LINK SLK WITH HAMMER-ON FLANGE CLIP

- Complete system includes wire, locking device and pre-assembled nVent CADDY Hammer-On Flange Clip end fitting
- Installs with just a hammer
- Fits most beams



Material: Steel, Polypropylene, Zinc Alloy
 Finish: Electrogalvanized
 Static Load Safety Factor: 5:1
 Complies With: SMACNA HVAC-DCS



| Part # | Description |  |  |
|----------------------------|---|---|---|
| Wire Rope Diameter: 1.5 mm | | | |
| SLK15L34H24 | 1.5 mm Wire, 9.9' Length, 1/8"–1/4" Flange | 44 lb | 20 pc |
| SLK15L34H58 | 1.5 mm Wire, 9.9' Length, 5/16"–1/2" Flange | 44 lb | 20 pc |
| Wire Rope Diameter: 2.0 mm | | | |
| SLK2L34H24 | 2 mm Wire, 9.9' Length, 1/8"–1/4" Flange | 100 lb | 10 pc |
| SLK2L34H58 | 2 mm Wire, 9.9' Length, 5/16"–1/2" Flange | 100 lb | 10 pc |

SPEED LINK UNIVERSAL SUPPORT SYSTEM

SLK System

SPEED LINK SLK WITH HOOK

- Complete system includes wire, locking device and pre-assembled hook end fitting
- Hooks to a wide range of nVent CADDY fasteners
- Fastens to the building structure or hanging services by looping around and hooking to wire rope
- Easy to remove for applications requiring maintenance
- Spring latch helps provide secure connection
- Insert cable through hole and use bottom side of hook as an end stop



- Also available in Y-hook configuration (see page 295)

Material: Steel, Polypropylene, Zinc Alloy
 Finish: Electrogalvanized
 Static Load Safety Factor: 5:1



| Part # | Description | F | | Certification |
|-----------------------------------|---------------------------|--------|------------|------------------|
| Wire Rope Diameter: 1.5 mm | | | | |
| SLK15L1 | 1.5 mm Wire, 3.3' Length | 44 lb | 20 pc | cULus, SMACNA |
| SLK15L2 | 1.5 mm Wire, 6.6' Length | 44 lb | 20 pc | |
| SLK15L2R2 | 1.5 mm Wire, 6.6' Length | 44 lb | 15 x 2 pc | |
| SLK15L3 | 1.5 mm Wire, 9.9' Length | 44 lb | 20 pc | |
| SLK15L3R2 | 1.5 mm Wire, 9.9' Length | 44 lb | 15 x 2 pc | |
| SLK15L5 | 1.5 mm Wire, 16.4' Length | 44 lb | 20 pc | |
| SLK15L5R2 | 1.5 mm Wire, 16.4' Length | 44 lb | 15 x 2 pc | |
| SLK15L7 | 1.5 mm Wire, 22.9' Length | 44 lb | 20 pc | |
| SLK15L10 | 1.5 mm Wire, 32.8' Length | 44 lb | 20 pc | |
| Wire Rope Diameter: 2.0 mm | | | | |
| SLK2L1 | 2 mm Wire, 3.3' Length | 100 lb | 10 pc | cULus, SMACNA |
| SLK2L2 | 2 mm Wire, 6.6' Length | 100 lb | 10 pc | |
| SLK2L2R2 | 2 mm Wire, 6.6' Length | 100 lb | 15 x 2 pc | |
| SLK2L3 | 2 mm Wire, 9.9' Length | 100 lb | 10 pc | |
| SLK2L3R2 | 2 mm Wire, 9.9' Length | 100 lb | 15 x 2 pc | |
| SLK2L5 | 2 mm Wire, 16.4' Length | 100 lb | 10 pc | |
| SLK2L5R2 | 2 mm Wire, 16.4' Length | 100 lb | 15 x 2 pc | |
| SLK2L7 | 2 mm Wire, 22.9' Length | 100 lb | 10 pc | |
| SLK2L10 | 2 mm Wire, 32.8' Length | 100 lb | 10 pc | |
| SLK2L10R2 | 2 mm Wire, 32.8' Length | 100 lb | 15 x 2 pc | |
| Wire Rope Diameter: 3.0 mm | | | | |
| SLK3L1 | 3 mm Wire, 3.3' Length | 200 lb | 10 x 10 pc | SMACNA |
| SLK3L2 | 3 mm Wire, 6.6' Length | 200 lb | 10 x 10 pc | |
| SLK3L3 | 3 mm Wire, 9.9' Length | 200 lb | 5 x 10 pc | |
| SLK3L3R2 | 3 mm Wire, 9.9' Length | 200 lb | 10 x 2 pc | |
| SLK3L5 | 3 mm Wire, 16.4' Length | 200 lb | 5 x 10 pc | |
| SLK3L5R2 | 3 mm Wire, 16.4' Length | 200 lb | 15 x 2 pc | |
| SLK3L7 | 3 mm Wire, 22.9' Length | 200 lb | 5 x 5 pc | |
| SLK3L10 | 3 mm Wire, 32.8' Length | 200 lb | 5 x 5 pc | |

SPEED LINK UNIVERSAL SUPPORT SYSTEM

SLK System

SPEED LINK SLK WITH LOOP

- Complete system includes wire, locking device and pre-assembled loop end fitting
- Easy and flexible solution attaches to building structures
- Wire rope wraps around structure and through loop for quick installation
- Ideal for attaching to purlins, beams and other structural members
- Works well in tight or confined spaces
- Loop attaches directly to pipe, ductwork or other hanging assemblies



Material: Steel, Polypropylene, Zinc Alloy
 Finish: Electrogalvanized
 Static Load Safety Factor: 5:1



| Part # | Description | F ↓ | ⊞ | Certification |
|-----------------------------------|---------------------------|--------|------------|------------------|
| Wire Rope Diameter: 1.5 mm | | | | |
| SLK15L1LP | 1.5 mm Wire, 3.3' Length | 44 lb | 20 pc | |
| SLK15L1LPR2 | 1.5 mm Wire, 3.3' Length | 44 lb | 15 x 2 pc | |
| SLK15L2LP | 1.5 mm Wire, 6.6' Length | 44 lb | 20 pc | |
| SLK15L2LPR2 | 1.5 mm Wire, 6.6' Length | 44 lb | 15 x 2 pc | |
| SLK15L3LP | 1.5 mm Wire, 9.9' Length | 44 lb | 20 pc | cULus, SMACNA |
| SLK15L3LPR2 | 1.5 mm Wire, 9.9' Length | 44 lb | 15 x 2 pc | |
| SLK15L5LP | 1.5 mm Wire, 16.4' Length | 44 lb | 20 pc | |
| SLK15L5LPR2 | 1.5 mm Wire, 16.4' Length | 44 lb | 15 x 2 pc | |
| SLK15L7LP | 1.5 mm Wire, 22.9' Length | 44 lb | 20 pc | |
| SLK15L10LP | 1.5 mm Wire, 32.8' Length | 44 lb | 20 pc | |
| Wire Rope Diameter: 2.0 mm | | | | |
| SLK2L1LP | 2 mm Wire, 3.3' Length | 100 lb | 10 pc | |
| SLK2L2LP | 2 mm Wire, 6.6' Length | 100 lb | 10 pc | |
| SLK2L3LP | 2 mm Wire, 9.9' Length | 100 lb | 10 pc | cULus, SMACNA |
| SLK2L5LP | 2 mm Wire, 16.4' Length | 100 lb | 10 pc | |
| SLK2L7LP | 2 mm Wire, 22.9' Length | 100 lb | 5 pc | |
| SLK2L10LP | 2 mm Wire, 32.8' Length | 100 lb | 5 pc | |
| Wire Rope Diameter: 3.0 mm | | | | |
| SLK3L1LP | 3 mm Wire, 3.3' Length | 200 lb | 10 x 10 pc | |
| SLK3L2LP | 3 mm Wire, 6.6' Length | 200 lb | 10 x 10 pc | |
| SLK3L3LP | 3 mm Wire, 9.9' Length | 200 lb | 5 x 10 pc | SMACNA |
| SLK3L5LP | 3 mm Wire, 16.4' Length | 200 lb | 5 x 10 pc | |
| SLK3L7LP | 3 mm Wire, 22.9' Length | 200 lb | 5 x 5 pc | |
| SLK3L10LP | 3 mm Wire, 32.8' Length | 200 lb | 5 x 5 pc | |

SPEED LINK UNIVERSAL SUPPORT SYSTEM

SLK System



SPEED LINK SLK WITH THREADED STUD END

- Complete system includes wire, locking device and pre-assembled threaded stud end fitting
- Attaches to structures with threaded anchors or devices with threaded hole
- Connects directly to threaded devices in trapeze assemblies, light fixtures, HVAC assemblies or signage



Material: Steel, Polypropylene, Zinc Alloy
 Finish: Electrogalvanized
 Static Load Safety Factor: 5:1
 Complies With: SMACNA HVAC-DCS



| Part # | Description |  |  | Certification |
|-----------------------------------|-------------------------------------|---|---|---------------|
| Wire Rope Diameter: 1.5 mm | | | | |
| SLK15L2SE250 | 1.5 mm Wire, 6.6' Length, 1/4" Rod | 44 lb | 20 pc | cULus |
| SLK15L3SE250 | 1.5 mm Wire, 9.9' Length, 1/4" Rod | 44 lb | 20 pc | cULus |
| SLK15L5SE250 | 1.5 mm Wire, 16.4' Length, 1/4" Rod | 44 lb | 20 pc | cULus |
| Wire Rope Diameter: 2.0 mm | | | | |
| SLK2L2SE250 | 2 mm Wire, 6.6' Length, 1/4" Rod | 100 lb | 10 pc | cULus |
| SLK2L3SE250 | 2 mm Wire, 9.9' Length, 1/4" Rod | 100 lb | 10 pc | cULus |
| SLK2L5SE250 | 2 mm Wire, 16.4' Length, 1/4" Rod | 100 lb | 10 pc | cULus |
| Wire Rope Diameter: 3.0 mm | | | | |
| SLK3L10SE375 | 3 mm Wire, 32.8' Length, 3/8" Rod | 200 lb | 5 x 5 pc | - |
| SLK3L1SE375 | 3 mm Wire, 3.3' Length, 3/8" Rod | 200 lb | 10 x 10 pc | - |
| SLK3L2SE375 | 3 mm Wire, 6.6' Length, 3/8" Rod | 200 lb | 10 x 10 pc | - |
| SLK3L3SE375 | 3 mm Wire, 9.9' Length, 3/8" Rod | 200 lb | 5 x 10 pc | - |
| SLK3L5SE375 | 3 mm Wire, 16.4' Length, 3/8" Rod | 200 lb | 5 x 10 pc | - |

Parts are currently being phased out. Limited quantities available.

SPEED LINK UNIVERSAL SUPPORT SYSTEM



SLK System

SPEED LINK SLK WITH WEDGE ANCHOR

- Complete system includes wire, locking device and wedge anchor from Powers Fasteners, Inc.
- Quickly and easily attaches into cracked and non-cracked concrete
- No special tools required



Material: Steel, Polypropylene, Zinc Alloy
 Finish: Electrogalvanized
 Static Load Safety Factor: 5:1
 Complies With: SMACNA HVAC-DCS

| Part # | Description |  |  |
|-----------------------------------|---------------------------|---|---|
| Wire Rope Diameter: 1.5 mm | | | |
| SLK15L1WA6 | 1.5 mm Wire, 3.3' Length | 44 lb | 10 x 10 pc |
| SLK15L2WA6 | 1.5 mm Wire, 6.6' Length | 44 lb | 10 x 10 pc |
| SLK15L3WA6 | 1.5 mm Wire, 9.9' Length | 44 lb | 10 x 10 pc |
| SLK15L5WA6 | 1.5 mm Wire, 16.4' Length | 44 lb | 5 x 10 pc |
| SLK15L7WA6 | 1.5 mm Wire, 22.9' Length | 44 lb | 5 x 25 pc |
| SLK15L10WA6 | 1.5 mm Wire, 32.8' Length | 44 lb | 5 x 25 pc |
| Wire Rope Diameter: 2.0 mm | | | |
| SLK2L1WA6 | 2 mm Wire, 3.3' Length | 100 lb | 10 x 10 pc |
| SLK2L2WA6 | 2 mm Wire, 6.6' Length | 100 lb | 10 pc |
| SLK2L3WA6 | 2 mm Wire, 9.9' Length | 100 lb | 10 pc |
| SLK2L5WA6 | 2 mm Wire, 16.4' Length | 100 lb | 10 pc |
| SLK2L7WA6 | 2 mm Wire, 22.9' Length | 100 lb | 5 pc |
| SLK2L10WA6 | 2 mm Wire, 32.8' Length | 100 lb | 5 x 25 pc |
| Wire Rope Diameter: 3.0 mm | | | |
| SLK3L1WA6 | 3 mm Wire, 3.3' Length | 200 lb | 10 pc |
| SLK3L2WA6 | 3 mm Wire, 6.6' Length | 200 lb | 10 pc |
| SLK3L3WA6 | 3 mm Wire, 9.9' Length | 200 lb | 10 pc |
| SLK3L5WA6 | 3 mm Wire, 16.4' Length | 200 lb | 10 pc |
| SLK3L7WA6 | 3 mm Wire, 22.9' Length | 200 lb | 5 pc |
| SLK3L10WA6 | 3 mm Wire, 32.8' Length | 200 lb | 5 pc |

Parts are currently being phased out. Limited quantities available.

SPEED LINK UNIVERSAL SUPPORT SYSTEM

SLK System

SPEED LINK SLK WITH TOGGLE

- Complete system includes wire, locking device and pre-assembled toggle end fitting
- Attaches to clearance holes in a variety of structures or hanging devices
- Ideal for supporting lighting fixtures
- Also available in Y-toggle configuration (see page 296)



Material: Steel, Zinc Alloy, Polypropylene
 Finish: Electrogalvanized
 Static Load Safety Factor: 5:1
 Complies With: SMACNA HVAC-DCS
 Wire Rope Diameter: 1.5 mm



| Part # | Description | F | Box |
|------------|---------------------------|-------|-----------|
| SLK15L1T | 1.5 mm Wire, 3.3' Length | 44 lb | 20 pc |
| SLK15L1TR2 | 1.5 mm Wire, 3.3' Length | 44 lb | 15 x 2 pc |
| SLK15L2T | 1.5 mm Wire, 6.6' Length | 44 lb | 20 pc |
| SLK15L2TR2 | 1.5 mm Wire, 6.6' Length | 44 lb | 15 x 2 pc |
| SLK15L3T | 1.5 mm Wire, 9.9' Length | 44 lb | 20 pc |
| SLK15L3TR2 | 1.5 mm Wire, 9.9' Length | 44 lb | 15 x 2 pc |
| SLK15L5T | 1.5 mm Wire, 16.4' Length | 44 lb | 20 pc |
| SLK15L7T | 1.5 mm Wire, 22.9' Length | 44 lb | 20 pc |
| SLK15L10T | 1.5 mm Wire, 32.8' Length | 44 lb | 20 pc |

SPEED LINK UNIVERSAL SUPPORT SYSTEM

SLK System

SPEED LINK SLK WITH Y-HOOK

- Complete system includes wire, locking device and two pre-assembled hook end fittings
- Fastens to the building structure and hooks to hanging services and tray
- Spring latch helps provide secure connection
- Convenient design allows one hook to be temporarily detached for maintenance or to add cables to the tray
- Single drop with double hook provides increased stability to the system
- Also available in a single-hook end fitting configuration



Material: Steel, Zinc Alloy, Polypropylene
 Finish: Electrogalvanized
 Static Load Safety Factor: 5:1
 Complies With: SMACNA HVAC-DCS
 Wire Rope Diameter: 2 mm



| Part # | Description | F ↓ | ↓ Cube |
|---------------|------------------------------|--------|-----------|
| SLK2YH500L2 | 6.6' Length, 19.6" Y-Length | 100 lb | 10 pc |
| SLK2YH500L2R2 | 6.6' Length, 19.6" Y-Length | 100 lb | 15 x 2 pc |
| SLK2YH500L3 | 9.9' Length, 19.6" Y-Length | 100 lb | 10 pc |
| SLK2YH500L3R2 | 9.9' Length, 19.6" Y-Length | 100 lb | 15 x 2 pc |
| SLK2YH500L7 | 22.3' Length, 19.6" Y-Length | 100 lb | 10 pc |

SPEED LINK UNIVERSAL SUPPORT SYSTEM

SLK System

SPEED LINK SLK WITH Y-TOGGLE

- Complete system includes wire, locking device and two pre-assembled toggle end fittings
- Attaches to clearance holes in a variety of structures or hanging devices
- Ideal for supporting lighting fixtures



Material: Steel, Zinc Alloy, Polypropylene

Finish: Electrogalvanized

Static Load Safety Factor: 5:1

Complies With: SMACNA HVAC-DCS



| Part # | Description | F ↓ | ☐ |
|----------------------------|---|--------|-----------|
| Wire Rope Diameter: 1.5 mm | | | |
| SLK15Y300L3 | 1.5 mm Wire, 9.9' Length, 11.8" Y-Length | 44 lb | 20 pc |
| SLK15Y300L3R2 | 1.5 mm Wire, 9.9' Length, 11.8" Y-Length | 44 lb | 20 x 2 pc |
| SLK15Y500L3 | 1.5 mm Wire, 9.9' Length, 19.6" Y-Length | 44 lb | 20 pc |
| SLK15Y500L3R2 | 1.5 mm Wire, 9.9' Length, 19.6" Y-Length | 44 lb | 15 x 2 pc |
| SLK15Y300L5 | 1.5 mm Wire, 16.4' Length, 11.8" Y-Length | 44 lb | 20 pc |
| Wire Rope Diameter: 2.0 mm | | | |
| SLK2Y300L2 | 2 mm Wire, 6.6' Length, 11.8" Y-Length | 100 lb | 10 pc |
| SLK2Y300L3 | 2 mm Wire, 9.9' Length, 11.8" Y-Length | 100 lb | 10 pc |
| SLK2Y300L3R2 | 2 mm Wire, 9.9' Length, 11.8" Y-Length | 100 lb | 15 x 2 pc |
| SLK2Y500L3 | 2 mm Wire, 9.9' Length, 19.6" Y-Length | 100 lb | 10 pc |
| SLK2Y300L5 | 2 mm Wire, 16.4' Length, 11.8" Y-Length | 100 lb | 10 pc |
| SLK2Y300L7 | 2 mm Wire, 22.9' Length, 11.8" Y-Length | 100 lb | 10 pc |
| SLK2Y300L10 | 2 mm Wire, 32.8' Length, 11.8" Y-Length | 100 lb | 10 pc |

SPEED LINK UNIVERSAL SUPPORT SYSTEM

SLS System



SPEED LINK SLS WITH DECKING HOOK

- Complete system includes wire, locking device and pre-assembled decking hook end fitting
- Quickly and easily attaches to hollow metal decking
- Spring-loaded ends snap into decking hole and lock into place
- Innovative design helps protect the wire from sharp edges of decking hole, minimizing risk of damage to wire
- Finger tightening of nut secures the locking device into position without tools
- Installs in strut profiles without the need to insert fingers or tools into the strut



Material: Steel, Zinc Alloy, Polypropylene
 Finish: Electrogalvanized
 Static Load Safety Factor: 5:1
 Complies With: SMACNA HVAC-DCS
 Wire Rope Diameter: 2 mm



| Part # | Description |  |  |
|----------|-------------------------|---|---|
| SLS2L3DH | 2 mm Wire, 9.9' Length | 60 lb | 10 pc |
| SLS2L5DH | 2 mm Wire, 16.4' Length | 60 lb | 10 pc |
| SLS2L7DH | 2 mm Wire, 22.9' Length | 60 lb | 10 pc |

Parts are currently being phased out. Limited quantities available.

The 2 mm locking device is compatible with C-Channel Types E0 and E0L.
 Total load per wire on a multi-tier trapeze must not exceed static load.
 Load rating is only applicable if the load-bearing capacity of the supporting element (steel decking) is adequate. Check with deck manufacturer for recommended load capacity.

SPEED LINK UNIVERSAL SUPPORT SYSTEM

SLS System

SPEED LINK SLS WITH HOOK

- Complete system includes wire, locking device and pre-assembled hook end fitting
- Hooks to a wide range of nVent CADDY fasteners
- Fastens to the building structure or hanging services by looping around and hooking to wire rope
- Easy to remove for applications requiring maintenance
- Spring latch helps provide secure connection
- Insert cable through hole and use bottom side of hook as an end stop
- Finger tightening of nut secures the locking device into position without tools
- Installs in strut profiles without the need to insert fingers or tools into the strut



Material: Steel, Zinc Alloy, Polypropylene
 Finish: Electrogalvanized
 Static Load Safety Factor: 5:1
 Complies With: SMACNA HVAC-DCS



| Part # | Description | F | Box |
|--------------------------|-------------------------|--------|------------|
| Wire Rope Diameter: 2 mm | | | |
| SLS2L1 | 2 mm Wire, 3.3' Length | 60 lb | 10 pc |
| SLS2L2 | 2 mm Wire, 6.6' Length | 60 lb | 10 pc |
| SLS2L3 | 2 mm Wire, 9.9' Length | 60 lb | 10 pc |
| SLS2L5 | 2 mm Wire, 16.4' Length | 60 lb | 10 pc |
| SLS2L7 | 2 mm Wire, 22.9' Length | 60 lb | 10 pc |
| SLS2L10 | 2 mm Wire, 32.8' Length | 60 lb | 10 pc |
| Wire Rope Diameter: 3 mm | | | |
| SLS3L1 | 3 mm Wire, 3.3' Length | 150 lb | 10 x 10 pc |
| SLS3L2 | 3 mm Wire, 6.6' Length | 150 lb | 10 x 10 pc |
| SLS3L3 | 3 mm Wire, 9.9' Length | 150 lb | 10 x 5 pc |
| SLS3L5 | 3 mm Wire, 16.4' Length | 150 lb | 10 x 5 pc |
| SLS3L7 | 3 mm Wire, 22.9' Length | 150 lb | 5 x 5 pc |
| SLS3L10 | 3 mm Wire, 32.8' Length | 150 lb | 5 x 5 pc |

Parts are currently being phased out. Limited quantities available.

The 2 mm locking device is compatible with C-Channel Types E0 and E0L.
 The 3 mm locking device is compatible with C-Channel Types E1, E2, E2L, E3, E4, E5, Strut Channel Type C, Slotted, Strut Channel Type A, Slotted, Strut Channel Type AS, Perforated, Strut Channel Type CC, Slotted, Strut Channel Type AA, Slotted. Total load per wire on a multi-tier trapeze must not exceed static load.

SPEED LINK UNIVERSAL SUPPORT SYSTEM

SLS System

SPEED LINK SLS WITH THREADED STUD END

- Complete system includes wire, locking device and pre-assembled threaded stud end fitting
- Attaches to structures with threaded anchors or devices with threaded hole
- Finger tightening of nut secures the locking device into position without tools
- Installs in strut profiles without the need to insert fingers or tools into the strut



Material: Steel, Polypropylene, Zinc Alloy
 Finish: Electrogalvanized
 Static Load Safety Factor: 5:1
 Complies With: SMACNA HVAC-DCS
 Wire Rope Diameter: 2 mm



| Part # | Description | F | Box |
|-------------|-----------------------------------|-------|-------|
| SLS2L2SE250 | 2 mm Wire, 6.6' Length, 1/4" Rod | 60 lb | 10 pc |
| SLS2L3SE250 | 2 mm Wire, 9.9' Length, 1/4" Rod | 60 lb | 10 pc |
| SLS2L5SE250 | 2 mm Wire, 16.4' Length, 1/4" Rod | 60 lb | 10 pc |

Parts are currently being phased out. Limited quantities available.

The 2 mm locking device is compatible with C-Channel Types E0 and E0L.
 Total load per wire on a multi-tier trapeze must not exceed static load.

SPEED LINK UNIVERSAL SUPPORT SYSTEM

SLS System

SPEED LINK SLS WITH WEDGE ANCHOR

- Complete system includes wire, locking device and wedge anchor from Powers Fasteners, Inc.
- Quickly and easily attaches into cracked and non-cracked concrete
- Installs in strut profiles without the need to insert fingers or tools into the strut
- Finger tightening of nut secures the locking device into position without tools
- No special tools required
- ETA-13/0106 approval available for wedge anchor from Powers Fasteners, Inc



Material: Steel, Polypropylene, Zinc Alloy
 Finish: Electrogalvanized
 Static Load Safety Factor: 5:1
 Complies With: SMACNA HVAC-DCS
 Wire Rope Diameter: 2 mm



| Part # | Description | F ↓ | ↓ Cube |
|-----------|-------------------------|--------|-----------|
| SLS2L3WA6 | 2 mm Wire, 9.9' Length | 60 lb | 10 pc |
| SLS2L5WA6 | 2 mm Wire, 16.4' Length | 60 lb | 10 pc |
| SLS2L7WA6 | 2 mm Wire, 22.9' Length | 60 lb | 5 pc |

Parts are currently being phased out. Limited quantities available.

The 2 mm locking device is compatible with C-Channel Types E0 and E0L.
 Total load per wire on a multi-tier trapeze must not exceed static load.

SPEED LINK UNIVERSAL SUPPORT SYSTEM

SLS System

SPEED LINK SLS TRAPEZE KIT

- Out of the box trapeze solution includes Telescoping Strut Replacement, wire rope with pre-assembled hook end-fitting, and two nVent CADDY Speed Link SLS locking devices
- Telescopes to the desired length and is locked in place by snapping closed a spring retainer clip
- Standard strut profile runs the entire length of the Telescoping Strut Replacement, allowing most standard fittings to be placed anywhere between the wire rope supports
- Supports up to seven 2" (50 DN) conduits, six 2" (50 DN) water filled pipes at 10" (3 m) spacing, or up to 18" (450 mm) cable tray
- Conduit and pipe can be placed directly on the strut profile, saving vertical space in buildings with limited room for installation
- Fastens to the building structure or hanging services by looping around and hooking to wire rope
- Hooks to a wide range of nVent CADDY fasteners
- Finger tightening of nut secures the locking device into position without tools
- Installs in telescoping strut replacement without the need to insert fingers or tools into the channel
- Easy to remove for applications requiring maintenance



Material: Steel, Zinc Alloy, Polyamide
Finish: Electrogalvanized, Pregalvanized
Wire Rope Diameter: 3 mm

| Part # | Description | Static Load 1 | Static Load 2 |
|-------------|--|---------------|---------------|
| TSR1220SLS3 | nVent CADDY Speed Link SLS Trapeze Kit | 300 lb | 200 lb |


Static Load 1 represents a distributed load for 12" - 20" (300 - 500 mm) installations and a point load for 12" - 16" (300 - 400 mm) installations. Static Load 2 represents a point load for 16" - 20" (400 - 500 mm) installations.

SPEED LINK UNIVERSAL SUPPORT SYSTEM

LD System

SPEED LINK LD WITH HOOK

- Complete system includes wire, locking device and pre-assembled hook end fitting
- Hooks to a wide range of nVent CADDY fasteners
- Fastens to the building structure or hanging services by looping around and hooking to wire rope
- Easy to remove for applications requiring maintenance
- Spring latch helps provide secure connection
- Insert cable through hole and use bottom side of hook as an end stop



Material: Stainless Steel 304 (EN 1.4301)

Static Load Safety Factor: 5:1


Wire Rope Diameter: 1.5 mm



| Part # | Description | F | Box |
|-----------|---------------------------------|-------|-----------|
| SLD15L2S | S304, 1.5 mm Wire, 6.6' Length | 44 lb | 20 x 2 pc |
| SLD15L5S | S304, 1.5 mm Wire, 16.4' Length | 44 lb | 20 x 2 pc |
| SLD15L10S | S304, 1.5 mm Wire, 32.8' Length | 44 lb | 20 x 2 pc |

SPEED LINK Y-HOOK WITH EYELET EXTENSION

- Double hook offers easy attachment to basket tray, cable tray or lighting
- Convenient design allows one hook to be temporarily detached for maintenance or to add cables to the tray
- Y-design provides improved stability
- Spring latch helps provide secure connection



Material: Steel

Finish: Electrogalvanized

Static Load Safety Factor: 5:1



| Part # | Description | F | Box |
|--------------------------|---------------------------|--------|-------|
| Wire Rope Diameter: 2 mm | | | |
| SLD2YH500 | 2 mm Wire, 19.6" Y-Length | 100 lb | 10 pc |
| SLD2YH800 | 2 mm Wire, 31.4" Y-Length | 100 lb | 10 pc |
| Wire Rope Diameter: 3 mm | | | |
| SLD3YH500 | 3 mm Wire, 19.6" Y-Length | 200 lb | 10 pc |
| SLD3YH800 | 3 mm Wire, 31.4" Y-Length | 200 lb | 20 pc |

nVent CADDY Speed Link locking device not included.

SPEED LINK UNIVERSAL SUPPORT SYSTEM

Extensions

SPEED LINK Y-TOGGLE WITH EYELET EXTENSION

- Attaches to clearance holes in a variety of structures or hanging devices
- Ideal for supporting lighting fixtures
- Y-design provides improved stability



Material: Steel
 Finish: Electrogalvanized
 Static Load Safety Factor: 5:1



| Part # | Description | F | Certification |
|----------------------------|-----------------------------|--------|---------------|
| Wire Rope Diameter: 1.5 mm | | | |
| SLD15Y200 | 1.5 mm Wire, 7.8" Y-Length | 44 lb | cULus |
| SLD15Y300 | 1.5 mm Wire, 11.8" Y-Length | 44 lb | cULus |
| SLD15Y500 | 1.5 mm Wire, 19.6" Y-Length | 44 lb | cULus |
| SLD15Y500R2 | 1.5 mm Wire, 19.6" Y-Length | 44 lb | - |
| SLD15Y800 | 1.5 mm Wire, 31.4" Y-Length | 44 lb | cULus |
| SLD15Y800R2 | 1.5 mm Wire, 31.4" Y-Length | 44 lb | - |
| Wire Rope Diameter: 2.0 mm | | | |
| SLD2Y300 | 2 mm Wire, 11.8" Y-Length | 100 lb | cULus |
| SLD2Y500 | 2 mm Wire, 19.6" Y-Length | 100 lb | cULus |

Parts are currently being phased out. Limited quantities available.

nVent CADDY Speed Link locking device not included.

SPEED LINK Y-TOGGLE WITH HOOK EXTENSION

- Attaches to clearance holes in a variety of structures or hanging devices
- Ideal for supporting lighting fixtures
- Y-design provides improved stability
- Spring latch of hook helps provide secure connection
- Hooks to a wide range of nVent CADDY fasteners



Material: Steel
 Finish: Electrogalvanized
 Static Load Safety Factor: 5:1



| Part # | Description | F | |
|---------------|--------------------------------------|--------|-------|
| SLD2Y300L050H | 2 mm Wire, 2" Length, 11.8" Y-Length | 100 lb | 20 pc |

nVent CADDY Speed Link locking device not included.

SPEED LINK UNIVERSAL SUPPORT SYSTEM

Extensions

SPEED LINK QUAD-TOGGLE WITH EYELET EXTENSION

- Secure hanging solution for use on control access points, projectors, etc.



Material: Steel
Finish: Electrogalvanized
Static Load Safety Factor: 5:1




| Part # | Description | F | Box |
|------------|----------------------------|-------|-------|
| SLD15QT250 | 1.5 mm Wire, 9.8" Y-Length | 44 lb | 20 pc |

nVent CADDY Speed Link locking device not included.

SPEED LINK SLK SPOOL KIT

- Kit includes spool of nVent CADDY Speed Link steel wire and nVent CADDY Speed Link SLK locking devices
- Wire spool and locking devices are packaged together, simplifying transportation to the jobsite and reducing inventory
- Packaging allows end-users to pull and cut any length of wire that is needed without having to take the spool out of the box
- Ideal for rework and installations where custom lengths of wire may be needed
- Wire rope constructed from seven bundles of seven strands each of steel aircraft wire
- Push/pull keyless release allows easy adjustments
- Low-profile locking device minimizes visual impact
- Cable spread of 90 degrees allows positioning the device closer to the load
- Keyless release tubes are easy to operate while wearing gloves
- Double-sided locking mechanism enables simple height adjustment



Material: Steel
Finish: Electrogalvanized


| Part # | Description | Box |
|---------------|--|------|
| SLK15L500PACK | 1.5 mm Wire, 500', 100 Locking Devices | 1 pc |
| SLK15L50MPACK | 1.5 mm Wire, 164', 25 Locking Devices | 1 pc |
| SLK2L100PACK | 2 mm Wire, 328', 50 Locking Devices | 1 pc |

SPEED LINK UNIVERSAL SUPPORT SYSTEM


Locking Devices and Wire Rope

SPEED LINK SLK LOCKING DEVICE

- Push/pull keyless release allows easy adjustments
- Low-profile locking device minimizes visual impact
- Cable spread of 90 degrees allows positioning the device closer to the load
- Keyless release tubes are easy to operate while wearing gloves
- Double-sided locking mechanism enables simple height adjustment



Material: Steel, Polypropylene, Zinc Alloy

| Part # | Description |  |
|----------|---------------|---|
| SLK2C200 | 1.5–2 mm Wire | 200 pc |
| SLK2C50 | 1.5–2 mm Wire | 50 pc |
| SLK3C200 | 3 mm Wire | 200 pc |
| SLK3C50 | 3 mm Wire | 50 pc |

Locking devices are only to be used with nVent CADDY Speed Link wire spools and accessories with the same specified Wire Rope Diameter as the locking device. Do not use with any other wires.


SPEED LINK SLS LOCKING DEVICE

- Single barrel locking device allows for quick prefabrication of strut or brackets
- Push-on nut quickly and securely installs to strut or bracket to keep the locking device in position and eases installation
- Finger tightening of nut secures the locking device into position without tools
- Installs in strut profiles without the need to insert fingers or tools into the strut
- Push-on nut guides the cable into the locking device and brings stability to the support
- Installs with open side of the strut channel facing up or down for more flexibility



Material: Steel, Polypropylene, Zinc Alloy



| Part # | Description |  |
|---------|-------------|---|
| SLS2C50 | 2 mm Wire | 50 pc |
| SLS3C50 | 3 mm Wire | 50 pc |

The 2 mm locking device is compatible with C-Channel Types E0 and E0L. The 3 mm locking device is compatible with C-Channel Types E1, E2, E2L, E3, E4, E5, Strut Channel Type C, Slotted, Strut Channel Type A, Slotted, Strut Channel Type AS, Perforated, Strut Channel Type CC, Slotted, Strut Channel Type AA, Slotted. Locking devices are only to be used with nVent CADDY Speed Link wire spools and accessories with the same specified Wire Rope Diameter as the locking device. Do not use with any other wires.

SPEED LINK UNIVERSAL SUPPORT SYSTEM

Locking Devices and Wire Rope

SPEED LINK LD LOCKING DEVICE

- Low-profile locking device minimizes visual impact
- Suitable for 1.5 mm nVent CADDY Speed Link cable



Material: Stainless Steel 304 (EN 1.4301)

| Part # | Description |  |
|---------|-------------|---|
| SLJR200 | 1.5 mm Wire | 200 pc |



The 1.5 mm locking devices are only to be used with the SLC15L1000SP and SLC15L50MSP wire spools, or any other 1.5 mm nVent CADDY Speed Link accessories. Do not use with any other wires.

WIRE SPOOL

- Spool with nVent CADDY Speed Link steel wire
- Wire rope constructed from seven bundles of seven strands each of steel aircraft wire



Material: Steel
Finish: Electrogalvanized

| Part # | Description |  |  |
|--------------|---------------------|---|---|
| SLC15L50MSP | 1.5 mm Wire, 164' | 44 lb | 1 pc |
| SLC15L1000SP | 1.5 mm Wire, 1,000' | 44 lb | 1 pc |
| SLC2L1000SP | 2 mm Wire, 1,000' | 100 lb | 1 pc |
| SLC3L1000SP | 3 mm Wire, 1,000' | 200 lb | 1 pc |

WIRE ROPE CUTTER

- Designed to reduce wire rope fraying



Material: Steel

| Part # | Description |  |
|--------|------------------|---|
| SLWC | Wire Rope Cutter | 1 pc |

SPEED LINK UNIVERSAL SUPPORT SYSTEM

Accessories

CONCRETE FIXING EYEBOLT SCREW

- For use in concrete and brick
- Includes drill bit adaptor for easy installation



Material: Steel
Finish: Electrogalvanized

| Part # | Description | F | ☐ |
|--------|-----------------------|--------|--------|
| CFEB05 | 0.256" Hole, H6 Screw | 160 lb | 100 pc |

EYE SCREW



Material: Steel
Finish: Electrogalvanized

| Part # | Description | ☐ |
|---------|-------------|--------|
| SLEB250 | 1/4" Screw | 100 pc |
| SLEB375 | 3/8" Screw | 100 pc |
| SLEBWS | H6 Screw | 100 pc |

Part is currently being phased out. Limited quantities available.

LIGHT DUTY LIGHT FIXTURE EYELET

- Inserts into openings of light fixture
- Hook or loop through lighting clip to suspend lighting from wire rope or chain



Material: Stainless Steel 302 (EN 1.4324)

| Part # | Description | F | ☐ |
|---------|---------------------------------|-------|--------|
| SLLC250 | Light Duty Light Fixture Eyelet | 12 lb | 200 pc |

Do not use light fixture eyelet as a lifting device.

SPEED LINK UNIVERSAL SUPPORT SYSTEM


Accessories

MC/AC CABLE CLIP

- Spring steel cable attachment
- Allows for electrical cable to be attached to nVent CADDY Speed Link wire rope



Material: Spring Steel
Finish: nVent CADDY Armour

| Part # | Description |  |
|--------|------------------|---|
| SL1214 | 0.468"–0.562" OD | 100 pc |
| SL1518 | 0.5"–0.718" OD | 100 pc |

ANGLE BRACKET WITH OBLONG HOLE

- 90° angle mounting bracket
- Suitable for shot firing or screw fixing
- With oblong hole to allow nVent CADDY Speed Link hook



Material: Steel
Finish: Pregalvanized

| Part # | Description |  |  |
|---------|-------------|---|---|
| SLAFAB3 | 3/16" Hole | 200 lb | 50 pc |

Ceiling / Acoustical



CEILING/ACOUSTICAL Acoustical Lighting Hangers


LAY-IN AND TROFFER SUPPORT CLIP, STRAIGHT/UPTURNED LIP

- Provides a positive method for securing troffers, lay-ins, and air diffusers
- Four clips per fixture required by code



Material: Spring Steel



| Part # | Description |  | Certification |
|--------------------------------|--------------|---|---------------|
| Finish: DACROMET® 320 | | | |
| 515A | DACROMET 320 | 100 pc | UL |
| Finish: Painted — Color: White | | | |
| 515AWHA | White | 100 pc | - |

No load rating, for positioning only.

LAY-IN AND TROFFER SUPPORT CLIP, STRAIGHT LIP

- Provides a positive method for securing troffers, lay-ins, and air diffusers
- Complies with The National Electrical Code, Article 410.36 Means of Support
- Four clips per fixture required by code



Material: Spring Steel
Finish: nVent CADDY Armour



| Part # | Description |  |
|--------|---|---|
| 515 | Lay-In and Troffer Support Clip, Straight Lip | 100 pc |

No load rating, for positioning only.

CEILING/ACOUSTICAL

Acoustical Lighting Hangers

LIGHT FIXTURE SUSPENSION BAR

- Reduces installation time
- No tools required for installation
- End clips rotate for mounting horizontal or vertical base plates
- Position of fixture is adjustable, simply slide to location
- Applicable to a wide variety of light fixtures
- Measure width of bar to find appropriate bar for fixture
- No center clips required
- Replaces fixture bar



Material: Spring Steel
 Finish: nVent CADDY Armour

| Part # | Description |
|-----------------|--------------------------------------|
| For T-GRID | |
| 517A | Standard 5/8" x 1/4" Replacement Bar |
| 517B | Narrow 1/2" x 1/8" Replacement Bar |
| 517C | Wide 3/4" x 1/8" Replacement Bar |
| For HAT CHANNEL | |
| 517FCA | Standard 5/8" x 1/4" Replacement Bar |
| 517FCB | Narrow 1/2" x 1/8" Replacement Bar |
| 517FCC | Wide 3/4" x 1/8" Replacement Bar |



No load rating, for positioning only.

| Part # | 517B / 517FCB | 517A / 517FCA | 517C / 517FCC |
|----------------------|--|--|-----------------------|
| Replacement Bar Type | Narrow 1/2" x 1/8" | Standard 5/8" x 1/4" | Wide 3/4" x 1/8" |
| Light Fixtures | Capri HSG Halo H7 Lightolier 711 | Capri PR-751CX Capri R-10C Capri R-10X Capri R-9X Halo H17 Juno AP Juno APT Juno IC Juno ICT Juno J Juno SC Juno TC Thomas RI-IC | Marco Progress P-7 |

CEILING/ACOUSTICAL Acoustical Lighting Hangers

SUSPENSION BAR FOR LIGHTOLIER® CALCULITE®

- Reduces installation time
- Only a screwdriver required
- Position of fixture is adjustable with span




Material: Spring Steel
Finish: nVent CADDY Armour

| Part # | Description |  |
|--------|-----------------|---|
| 520 | 24" T-Grid Span | 10 pc |

No load rating, for positioning only.

FLUORESCENT LIGHT FIXTURE HANGER

- Provides an easy method of supporting an industrial class fluorescent light fixture from S-Hooks and Jack Chain
- Fits most fluorescent light fixtures
- Reduces the need to modify Jack Chain for fixture installation
- No tools required for installation



Material: Steel
Finish: Plain

| Part # | Description |  |  |
|--------|-------------|---|---|
| LFC | Side Mount | 50 lb | 100 pc |
| LFC90 | Top Mount | 50 lb | 100 pc |

CEILING/ACOUSTICAL Acoustical Lighting Hangers

SEISMIC LIGHTING FIXTURE CLAMP

- Secures fluorescent light fixtures to the ceiling frame members
- Requires no additional chains, cables or slack wires attached to the fixture
- Helps strengthen integrity of the T-Grid system
- Holds in place against the force of standard fire-hose pressure
- Meets U.S. building code and electrical code specifications
- Also satisfies NEC® 410.16(C) positive attachment for secure fastening of luminaires (fixtures) complying with Building Code Reference AC184
- Reusable and cost effective



Material: Steel
Finish: Plain



| Part # | Description |
|----------|---|
| SFCLT | One Standard Tapered 2' x 4' Fixture |
| SFCLTCF | One 2' x 2' Fixture |
| SFCLTCFS | Reinforcement of T-Bar Main Runner/Cross Runner Connections |
| SFCLTE | Two Standard Tapered 2' x 4' Fixtures End-to-End |
| SFCLTS | Two Standard Tapered 2' x 4' Fixtures Side-by-Side |

Tested for compliance to the UBC, NEC®, NBC, and CEC.

ADJUSTABLE BOX AND CONDUIT SUPPORT

- Supports boxes and conduit above acoustical T-Grid
- Allows attachment of conduit clips with thread impressions at required height
- No tools required for installation



Material: Spring Steel
Finish: nVent CADDY Armour

| Part # | Description |  |
|--------|---------------|---|
| 528 | 4 1/4"–7 1/4" | 50 pc |

Additional support wire required per NEC® 300.11. No load rating, for positioning only.

CEILING/ACOUSTICAL


Adjustable Box Components and Conduit Supports

T-GRID RIVET TO HANGER ASSEMBLY

- Supports boxes and conduit above acoustical T-Grid
- Allows attachment of conduit clips with thread impressions at required height
- No tools required for installation



Material: Spring Steel
Finish: nVent CADDY Armour

| Part # | Description |  |
|--------|-------------|---|
| 5288P | 1/2' EMT | 25 pc |
| 52812P | 3/4" EMT | 25 pc |
| 52816P | 1" EMT | 25 pc |

Additional support wire required per NEC® 300.11. No load rating, for positioning only. Comes with P-series with THD impression screw assembled to top hole location (adjustable).

CONDUIT/BOX TO T-GRID SUPPORT

- Provides a method for attaching above acoustical tee bars
- Thread impression hole for direct attachment to an outlet box or conduit clips
- Provides an exact alignment when used in combination with a conduit clip and outlet box, eliminating an offset bend in the conduit



Material: Spring Steel
Finish: nVent CADDY Armour



| Part # | Description |  |
|--------|---------------------|---|
| 4ACS | 1/4" Hole, Threaded | 100 pc |

Consult local authority for application approval. Not to be used to hang Tee Grid.

CEILING/ACOUSTICAL

Adjustable Box Components and Conduit Supports

T-GRID CLIP, TOP MOUNT

- Clips on acoustical tee bar providing a threaded hole for securing conduit, boxes, or bridle rings
- Eliminates need for offset bending conduit



Material: Spring Steel
Finish: nVent CADDY Armour

| Part # | Description |  |
|--------|---------------------|---|
| ATA4I | 1/4" Hole, Threaded | 100 pc |

No load rating, for positioning only.

T-GRID CLIP, SIDE MOUNT

- Clips on acoustical tee bar providing a threaded hole for securing conduit, boxes, or bridle rings
- Eliminates need for offset bending conduit



Material: Spring Steel
Finish: nVent CADDY Armour

| Part # | Description |  |
|--------|---------------------|---|
| ATS4I | 1/4" Hole, Threaded | 100 pc |

No load rating, for positioning only. Additional support required per NEC® 300.11.

CEILING/ACOUSTICAL

Adjustable Box Components and Conduit Supports

MC/AC CABLE TO T-GRID CLIP

- Manufactured with stabilizer legs for virtually “wobble-free” support
- No tools required for installation
- Compliant with NEC® Article 300.4(d), allowing cable to be positioned a minimum of 1-1/4” from face of stud
- Compliant with CEC Rule 12-618 for support of MC/AC cable



Material: Spring Steel
Finish: nVent CADDY Armour

| Part # | Description |  |
|---------|--------------------|---|
| MAC2ATA | 14-2 to 10-3 MC/AC | 100 pc |

Assemblies allow for support from most main and substructures.


NM CABLE TO T-GRID CLIP

- Supports non-metallic sheathed cable with ground wire



Material: Spring Steel
Finish: nVent CADDY Armour



| Part # | Description |  |
|--------|-------------------------------|---|
| RMXATS | 14-2, 12-2 NM, 0.28”-0.32” OD | 100 pc |

Assemblies allow support from most main and substructures.

CEILING/ACOUSTICAL


Adjustable Box Components and Conduit Supports

MATA CONDUIT TO T-GRID CLIP

- Provides a method of securing conduit above acoustical tee bar
- No tools required for installation
- Eliminates need for offset bending conduit



Material: Spring Steel
Finish: nVent CADDY Armour

| Part # | Description |  |
|---------|--|---|
| 812MATA | 1/2", 3/4" EMT, 0.709"–1.181" OD | 100 pc |
| 16MATA | 1" EMT | 100 pc |
| 6MATA | 14-2 to 12-3 MC/AC, 0.551" Min, 0.709" Max, 0.552" Nom OD, 3/8" Flexible | 100 pc |


No load rating, for positioning only. Additional support required per NEC@ 300.11.

MATS CONDUIT TO T-GRID CLIP

- Provides a method of securing conduit above acoustical tee bar
- Clip rotates for securing conduit in either horizontal or vertical orientation
- No tools required for installation
- Eliminates need for offset bending conduit



Material: Spring Steel
Finish: nVent CADDY Armour

| Part # | Description |  |
|---------|--|---|
| 812MATS | 1/2", 3/4" EMT, 0.709"–1.181" OD | 100 pc |
| 16MATS | 1" EMT | 100 pc |
| 6MATS | 14-2 to 12-3 MC/AC, 0.551" Min, 0.709" Max, 0.552" Nom OD, 3/8" Flexible | 100 pc |

No load rating, for positioning only. Additional support required per NEC@ 300.11.

CEILING/ACOUSTICAL


Adjustable Box Components and Conduit Supports

PATA CONDUIT TO T-GRID CLIP

- Provides a method of supporting conduit above acoustical tee bar
- No tools required for installation
- Eliminates need for offset bending conduit



Material: Spring Steel
Finish: nVent CADDY Armour
Orientation: Top Mount

| Part # | Description |  |
|--------|-------------|---|
| 8PATA | 1/2" EMT | 100 pc |
| 12PATA | 3/4" EMT | 100 pc |
| 16PATA | 1" EMT | 100 pc |


No load rating, for positioning only. Additional support required per NEC® 300.11.

PATS CONDUIT TO T-GRID CLIP

- Provides a method of supporting conduit above acoustical tee bar
- Clip rotates for securing conduit in either horizontal or vertical orientation
- No tools required for installation
- Eliminates need for offset bending conduit



Material: Spring Steel
Finish: nVent CADDY Armour
Orientation: Side Mount

| Part # | Description |  |
|--------|-------------|---|
| 8PATS | 1/2" EMT | 100 pc |
| 12PATS | 3/4" EMT | 100 pc |
| 16PATS | 1" EMT | 100 pc |

No load rating, for positioning only. Additional support required per NEC® 300.11.

CEILING/ACOUSTICAL

Chain and Hooks

S HOOK

- For suspending chains, perforated bands, and similar items



Material: Steel
Finish: Plain

| Part # | Description | F ↓ |
|--------|-------------|--------|
| 771 | 0.12" dia | 29 lb |

JACK CHAIN

- Used to support lighting fixtures



Material: Steel
Finish: Plain

| Part # | Description | F ↓ | ☐ |
|--------|-------------|--------|------|
| 770 | Jack Chain | 30 lb | 100' |

JACK CHAIN WITH HAMMER-ON FLANGE CLIP

- Used to support lighting fixtures



Material: Steel, Spring Steel
Finish: Plain, nVent CADDY Armour

| Part # | Description | F ↓ | ☐ |
|-----------|---------------------------------------|--------|--------|
| 4H2477036 | Jack Chain with Hammer-On Flange Clip | 30 lb | 100 pc |

CEILING/ACOUSTICAL


FAN/FIXTURE MOUNT

- 2-1/8" electrical box is premounted and centered on bracket and is fully adjustable up to 8" in either direction
- Electrical box has three open knockouts for quick installation
- Each kit includes screws to mount fan, nVent CADDY Speed Link to support from building structure and two Fixture Mount Stabilizer Clips (FMSBC1) to stabilize ceiling tiles



Material: Steel
Finish: Pregalvanized



| Part # | Description |  |
|-----------|--------------------|---|
| 512HDFM35 | 35 lb Working Load | 2 pc |
| 512HDFM70 | 70 lb Working Load | 1 pc |

ELECTRICAL DROP WIRE SECURING CLIP

- Helps prevent sway of dedicated electrical drop wire/rod
- Will not affect ceiling grid systems negatively
- No tools required for installation
- Forgiving design doesn't require exact cutting of rod/wire
- Painted yellow for easy identification by the inspector



Material: Steel
Finish: Painted

| Part # | Description |  |
|--------|-------------|---|
| EC311 | #8 Wire | 100 pc |

Consult local authority for application approval. Refer to NEC® 300.13.

CEILING/ACOUSTICAL


Independent Electrical Drop Wire/Rod Securing Clips

ELECTRICAL DROP WIRE/ROD SECURING CLIP

- Helps prevent sway of dedicated electrical drop wire/rod
- Will not affect ceiling grid systems negatively
- No tools required for installation
- Forgiving design doesn't require exact cutting of rod/wire
- Painted yellow for easy identification by the inspector



Material: Steel
Finish: Painted

| Part # | Description |  |
|-----------|-------------------|---|
| EC3114Z34 | 1/4" Rod, #8 Wire | 100 pc |
| EC3116Z34 | 3/8" Rod | 100 pc |

Consult local authority for application approval. Refer to NEC® 300.13.

PLASTIC ELECTRICAL DROP WIRE SECURING CLIP

- Helps prevent sway of dedicated electrical drop wire/rod
- Will not affect ceiling grid systems negatively
- No tools required for installation
- Forgiving design doesn't require exact cutting of rod/wire
- Yellow plastic for easy identification by the inspector
- Plenum rated



Material: Polypropylene
Finish: Plain

| Part # | Description |  |
|--------|-------------|---|
| EC311P | 1/4" Hole | 100 pc |

Consult local authority for application approval. Refer to NEC® 300.13.

INDEPENDENT SUPPORT CLIP

- Provides a means of independent support of fixtures
- No tools required for installation
- Includes mounting hardware



Material: Spring Steel
Finish: nVent CADDY Armour



| Part # | Description | F ↓ | 📦 | Certification |
|----------|---|--------|--------|---------------|
| IDS | 15/16" T-Grid, 0.563" Screw, Washer-Wing Nut | 65 lb | 100 pc | UL |
| IDS15 | 15/16" T-Grid, 1.5" Screw, Washer-Wing Nut | 65 lb | 100 pc | UL |
| IDS2 | 15/16" T-Grid, 2" Screw, Washer-Wing Nut | 65 lb | 100 pc | UL |
| IDS9 | 9/16" T-Grid, 0.563" Screw, Washer-Wing Nut | 65 lb | 100 pc | UL |
| IDS915 | 9/16" T-Grid, 1.5" Screw, Washer-Wing Nut | 65 lb | 100 pc | - |
| IDS95 | 9/16" T-Grid, 0.563" Screw, Washer-Wing Nut | 65 lb | 100 pc | UL |
| IDS95LN | 9/16" T-Grid, 0.563" Screw | 65 lb | 100 pc | - |
| IDS95T | 9/16" T-Grid, 0.563" Screw, Pal Nut | 65 lb | 100 pc | - |
| IDS95TWB | 9/16" T-Grid, 0.563" Screw, Brass Barrel Nut | 65 lb | 100 pc | - |
| IDS9LN | 9/16" T-Grid, 0.563" Screw | 65 lb | 100 pc | - |
| IDS9T | 9/16" T-Grid, 0.563" Screw, Pal Nut | 65 lb | 100 pc | - |
| IDS9TWB | 9/16" T-Grid, 0.563" Screw, Brass Barrel Nut | 65 lb | 100 pc | - |
| IDSLN | 15/16" T-Grid, 0.563" Screw | 65 lb | 100 pc | - |
| IDST | 15/16" T-Grid, 0.563" Screw, Pal Nut | 65 lb | 100 pc | - |
| IDSTWB | 15/16" T-Grid, 0.563" Screw, Brass Barrel Nut | 65 lb | 100 pc | - |

IDS9 for use with Ultra Line 3500, AWW Ultra Line 3600 (a trademark product of Chicago Metallics Corp.)

CEILING/ACOUSTICAL Lathers Channel Hangers

LATHERS CHANNEL CONDUIT CLIP

- No tools required for installation



Material: Steel
Finish: Plain



| Part # | Description | F ↓ | ↓ | Certification |
|--------|----------------------------|--------|--------|---------------|
| 8D15L | 1/2" EMT, 1 1/2" Channel | 50 lb | 100 pc | cULus |
| 12D15L | 3/4" EMT, 1 1/2" Channel | 50 lb | 100 pc | cULus |
| 16D15L | 1" EMT, 1 1/2" Channel | 50 lb | 100 pc | - |
| 20D15L | 1 1/4" EMT, 1 1/2" Channel | 50 lb | 100 pc | - |

Static Load is applicable for installations where conduit hangs below lathers channel.

LATHERS CHANNEL TO ROD CLIP, CENTER MOUNT

- Provides pre-leveling of channel
- No tools required for installation
- Use with plain rod



Material: Spring Steel
Finish: nVent CADDY Armour



| Part # | Description | F ↓ | ↓ |
|--------|--------------------------|--------|--------|
| 4B15L | 1 1/2' Channel, 1/4" Rod | 200 lb | 100 pc |

CEILING/ACOUSTICAL Lathers Channel Hangers

LATHERS CHANNEL TO ROD/WIRE CLIP, SIDE MOUNT

- Provides pre-leveling of channel
- No tools required for installation
- Use with plain rod or wire
- 4B15LS replaces HRL15A (discontinued) for bridging application.



Material: Spring Steel
Finish: nVent CADDY Armour



| Part # | Description |  |  |
|--------|--------------------------|---|---|
| 4B15LS | 1 1/2" Channel, 1/4" Rod | 200 lb | 100 pc |
| 2B15LS | 1 1/2" Channel, #8 Wire | 160 lb | 100 pc |
| 4B2LS | 2" Channel, 1/4" Rod | 160 lb | 100 pc |

LATHERS CHANNEL TO T-GRID CLIP

- Allows 6" drop space providing area for light fixtures
- Installs quickly and easily




Material: Spring Steel
Finish: nVent CADDY Armour

| Part # | Description |  |
|--------|----------------------------------|---|
| LTGH | 1 1/2' Channel, 1/2"-5/8" Flange | 100 pc |

LATHERS CHANNEL BOX MOUNT

- Provides attachment of conduit and outlet boxes directly to lathers channel with furnished screw
- Can be applied to the top or bottom flange of the channel
- Eliminates offset bending conduit



Material: Spring Steel
Finish: nVent CADDY Armour

| Part # | Description |  |
|--------|---|---|
| 4LCB | 5/8" Max Flange Width, 3/4", 1 1/2", 2" Channel | 100 pc |


CEILING/ACOUSTICAL Lathers Channel Hangers

SUPPORT BOX FROM LATHERS CHANNEL

- Provides a convenient method of supporting an electrical box from lathers channel
- "One piece/two piece" construction helps prevent dropping of loose parts
- Built-in thread impressions eliminate the need for nuts
- Multiple pre-punched holes allow for box height adjustability
- Screw and nut are provided



Material: Steel
Finish: Pregalvanized

| Part # | Description |  |
|--------|--------------------------|---|
| LCSB12 | 3/4", 1 1/2", 2" Channel | 50 pc |

No load rating, for positioning only.



T-GRID BOX HANGER

- Dual height feature permits 1-1/2" (38 mm) deep electrical box to be mounted flush with tile or offset 3/4" (19 mm) for plaster ring
- Allows 2-1/8" (54 mm) deep electrical box to be mounted flush with tile
- Snaps easily onto T-Grid
- Hanger comes complete with box mounting clip and screw



Material: Steel, Spring Steel
Finish: Pregalvanized, nVent CADDY Armour



| Part # | Description |  |  | Certification |
|----------------|-----------------|---|---|---------------|
| 51212 | 12" T-Grid Span | 20 lb | 50 pc | cULus |
| 51220 | 20" T-Grid Span | 20 lb | 50 pc | - |
| 512 | 24" T-Grid Span | 20 lb | 50 pc | - |
| 512TC (CANADA) | 24" T-Grid Span | 20 lb | 50 pc | - |
| 51230 | 30" T-Grid Span | 20 lb | 50 pc | - |

Not to exceed static load without independent wire support to box mounting clip. Not permitted for paddle fans.

CEILING/ACOUSTICAL T-Grid Box Hangers

ADJUSTABLE T-GRID BOX HANGER

- Adjustable height allows installation of double deep boxes, speaker cases and emergency light fixtures above T-Grid
- Snaps easily onto T-Grid
- Hanger comes complete with box mounting clip and screw



Material: Steel, Spring Steel
Finish: Pregalvanized, nVent CADDY Armour

| Part # | Description | F ↓ |
|-----------------|-----------------|--------|
| 51220A | 20" T-Grid Span | 20 lb |
| 512A | 24" T-Grid Span | 20 lb |
| 512ATC (CANADA) | 24" T-Grid Span | 20 lb |

Not to exceed static load without independent wire support to box mounting clip. Not permitted for paddle fans.

HEAVY DUTY T-GRID BOX HANGER

- Quickly mounts a box to T-grid
- Adjustable height for various electrical box depths
- Mounts flush with face of tile
- Installs by hand
- Drop wire for independent support from clip and/or bar
- Screws easily to tee bar for added stability
- Supports multiple box installations



Material: Steel, Spring Steel
Finish: Pregalvanized, nVent CADDY Armour



| Part # | Description | F ↓ | ☐ | Certification |
|---------------------|----------------------------------|--------|-------|---------------|
| 512HD | Mounting Clip | 50 lb | 25 pc | cULus |
| 512HDTC (CANADA) | Mounting Clip | 50 lb | 25 pc | cULus |
| 512HDBP | Mounting Clip | 50 lb | 12 pc | - |
| 512HDBPTC (CANADA) | Mounting Clip | 50 lb | 12 pc | - |
| 512HDEEP | Mounting Clip, Extension Bracket | 50 lb | 25 pc | - |
| 512HDEEPTC (CANADA) | Mounting Clip, Extension Bracket | 50 lb | 25 pc | - |

Standard bar mounts 2 1/8" box. Break off tabs for 1 1/2" deep box. Mounts flush with face of tile. 512HDEEP Series with additional 512HDXT mounts 2 1/8" deep box with 1 1/2" extension ring. Not permitted for paddle fans.

CEILING/ACOUSTICAL T-Grid Box Hangers

MOUNTING CLIP FOR T-GRID BOX HANGER WITH SCREW

- Provides secure attachment of electrical boxes to T-Grid Box Hangers



Material: Spring Steel
Finish: nVent CADDY Armour



| Part # | Description | |
|--------|-------------|--------|
| BHC | 1/4" Screw | 100 pc |

MOUNTING CLIP FOR T-GRID BOX HANGER

- Attaches to 512 T-Grid Box Hanger to secure electrical box



Material: Spring Steel
Finish: nVent CADDY Armour

| Part # | Description | |
|----------------|-------------------------------------|--------|
| CHB | Mounting Clip for T-Grid Box Hanger | 100 pc |
| CHBTC (CANADA) | Mounting Clip for T-Grid Box Hanger | 100 pc |

MOUNTING CLIP SCREW FOR T-GRID BOX HANGER



Material: Steel
Finish: Black Oxide

| Part # | Description | |
|-------------|-------------|-------|
| S102438BP50 | #10 Screw | 50 pc |

CEILING/ACOUSTICAL T-Grid Box Hangers

EXTENSION BRACKET FOR HEAVY DUTY T-GRID BOX HANGER

- Attaches to T-Grid Box Hanger to accommodate double deep boxes
- Tall grid compatible
- Installs by hand



Material: Steel
Finish: Pregalvanized




| Part # | Description |  |
|---------|-------------|---|
| 512HDXT | 3 5/8" | 50 pc |

MOUNTING CLIP FOR HEAVY DUTY T-GRID BOX HANGER

- Attaches electrical box to 512HD Heavy Duty T-Grid Box Hanger
- Installs by hand



| Part # | Description |  |
|------------------|--|---|
| 510HD | Material: Spring Steel; Finish: CADDY ARMOUR | 100 pc |
| 510HDTC (CANADA) | Material: Steel; Finish: Pregalvanized | 100 pc |

FIXTURE MOUNT STABILIZER CLIP

- Levels signage
- Secures ceiling tile during installation of trim rings
- Helps eliminate bulges in ceiling tiles
- Works with square or hex-shaped electrical boxes
- Can be used on boxes with or without plaster rings
- No installation tools required
- Easy to adjust and maintains shape after installation



Material: Steel
Finish: Plain

| Part # | Description |  |
|--------|-------------------------------|---|
| FMSBC1 | Fixture Mount Stabilizer Clip | 100 pc |

CEILING/ACOUSTICAL

T-Grid Box Hangers

T-GRID PERIMETER CLIP

- Attaches T-Grid to edge trim without riveting
- Can be used to accommodate partial tiles
- Clip is easily repositioned along T-Grid or edge trim



Material: Spring Steel
 Finish: nVent CADDY Armour

| Part # | Description |  |
|--------|-----------------------|---|
| TGE | T-Grid Perimeter Clip | 100 pc |

4G16 TWIST CLIP

- Fast, easy and secure twist-on installation
- No special tools required
- Designed to reduce scratching of T-grid



Material: Spring Steel
 Finish: nVent CADDY Armour


| Part # | Description |  |  |
|--------|---------------|---|---|
| 4G16LS | 15/16" T-Grid | 50 lb | 100 pc |

4G16 TWIST CLIP WITH STUD

- Supports electrical fixtures from acoustical T-grid
- No tools required for installation
- Fast, easy and secure twist-on installation
- Nut sold separately



Material: Spring Steel, Steel
 Finish: nVent CADDY Armour

| Part # | Description |  |
|--------|---|---|
| 4G16LN | CADDY ARMOUR, 15/16" T-Grid, 1/4" Screw, 0.563" Screw | 50 lb |

CEILING/ACOUSTICAL

4G16 TWIST CLIP WITH WING NUT

- Supports electrical fixtures from acoustical T-grid
- No tools required for installation
- Fast, easy and secure twist-on installation
- Wing nut included



Material: Spring Steel

| Part # | Description | F ↓ | 📦 | Certification |
|--------------------------------|--------------|--------|--------|---------------|
| Finish: nVent CADDY Armour | | | | |
| 4G16 | 0.563" Screw | 50 lb | 100 pc | UL |
| 4G161 | 1" Screw | 50 lb | 100 pc | – |
| 4G1615 | 1.5" Screw | 50 lb | 100 pc | UL |
| 4G162 | 2" Screw | 50 lb | 100 pc | UL |
| Finish: Painted – Color: White | | | | |
| 4G16WH | 0.563" Screw | 50 lb | 100 pc | – |
| 4G162WH | 2" Screw | 50 lb | 100 pc | – |

4G16H TWIST CLIP WITH 90° PLAIN HOLE

- Provides an attachment for nVent CADDY Speed Link assemblies, wire, S-hooks, or chain from T-Grid
- Fast, easy and secure twist-on installation
- No tools required for installation



Material: Spring Steel

| Part # | Description | F ↓ | 📦 |
|--|--|--------|--------|
| Finish: nVent CADDY Armour – Color: Gray | | | |
| 4G16H | CADDY ARMOUR, , 1/4" Hole, 1/16" Max Flange, 15/16" T-Grid | 40 lb | 100 pc |
| Finish: Painted – Color: White | | | |
| 4G16HWH | 1/4" Hole, 1/16" Max Flange, 15/16" T-Grid | 40 lb | 100 pc |

CEILING/ACOUSTICAL T-Grid Twist Clips

4G24 TWIST CLIP WITH WING NUT, WIDE GRID

- Supports electrical fixtures from acoustical T-grid
- No tools required for installation
- Fast, easy and secure twist-on installation
- Wing nut included



Material: Spring Steel
Finish: nVent CADDY Armour
Color: Gray

| Part # | Description |  |  |
|--------|-------------|---|---|
| 4G24 | 5/8" Screw | 40 lb | 100 pc |

4G9 TWIST CLIP

- Fast, easy and secure twist-on installation
- No special tools required
- Designed to reduce scratching of T-grid



Material: Spring Steel
Finish: nVent CADDY Armour

| Part # | Description |  |  |
|--------|-------------------------|---|---|
| 4G9LS | 9/16" T-Grid, 1/4" Hole | 40 lb | 100 pc |


4G9 TWIST CLIP WITH WING NUT, NARROW GRID

- Fast, easy and secure twist-on installation
- No special tools required
- Wing nut included
- Designed to reduce scratching of T-grid



Material: Spring Steel
Finish: nVent CADDY Armour




| Part # | Description |  |  |
|--------|--------------------------------------|---|---|
| 4G9 | 9/16" T-Grid, 1/4" Screw, 5/8" Screw | 40 lb | 100 pc |

CEILING/ACOUSTICAL T-Grid Twist Clips

4G8 TWIST CLIP FOR TRACK LIGHTING

- Fast, easy and secure twist-on installation
- No special tools required



Material: Spring Steel, Steel



| Part # | Description | F ↓ | 📦 | Certification |
|--------------------------------|---|--------|--------|---------------|
| Finish: nVent CADDY Armour | | | | |
| 4G8S7 | CADDY ARMOUR, 15/16" T-Grid, #8 Screw, 7/16" Screw, Pal Nut | 25 lb | 100 pc | UL |
| 4G8WB | CADDY ARMOUR, 15/16" T-Grid, #8 Screw, 5/8" Screw, Brass Barrel Nut | 25 lb | 100 pc | – |
| 4G8 | CADDY ARMOUR, 15/16" T-Grid, #8 Screw, 5/8" Screw, Pal Nut | 25 lb | 100 pc | UL |
| Finish: Painted — Color: White | | | | |
| 4G8S7WH | 15/16" T-Grid, #8 Screw, 7/16" Screw, Pal Nut | 25 lb | 100 pc | UL |
| 4G8WHWB | 15/16" T-Grid, #8 Screw, 5/8" Screw, Brass Barrel Nut | 25 lb | 100 pc | – |
| 4G8WH | 15/16" T-Grid, #8 Screw, 5/8" Screw, Pal Nut | 25 lb | 100 pc | UL |

2G9 TWIST CLIP FOR TRACK LIGHTING, NARROW GRID

- Fast, easy and secure twist-on installation
- No special tools required



Material: Spring Steel, Steel
Finish: nVent CADDY Armour



| Part # | Description | F ↓ | 📦 | Certification |
|----------|-------------------------------|--------|--------|---------------|
| 2G9WB | 7/16" Screw, Brass Barrel Nut | 25 lb | 100 pc | – |
| 2G9 | 7/16" Screw, Pal Nut | 25 lb | 100 pc | UL |
| 2G9S10WB | 5/8" Screw, Brass Barrel Nut | 25 lb | 100 pc | – |
| 2G9S10 | 5/8" Screw, Pal Nut | 25 lb | 100 pc | UL |

CEILING/ACOUSTICAL
T-Grid Twist Clips

PT16 TWIST CLIP FOR WALL PARTITION

- Fast, easy and secure twist-on installation
- No special tools required
- Designed to reduce scratching of T-grid



Material: Spring Steel, Steel
 Finish: nVent CADDY Armour

| Part # | Description | F ↓ | ☐ |
|--------|-------------|--------|--------|
| PT16LN | 3/4" Screw | 50 lb | 100 pc |

PT16 TWIST CLIP FOR WALL PARTITION WITH WING NUT

- Fast, easy and secure twist-on installation
- No special tools required
- Designed to reduce scratching of T-grid



Material: Spring Steel, Steel

| Part # | Description | F ↓ | ☐ |
|--|----------------------------|--------|--------|
| Finish: nVent CADDY Armour | | | |
| PT16 | CADDY ARMOUR, 3/4" Screw | 50 lb | 100 pc |
| Finish: nVent CADDY Armour, Felt-Lined | | | |
| PT16FP | CADDY ARMOUR, , 3/4" Screw | 50 lb | 100 pc |


CEILING/ACOUSTICAL T-Grid Twist Clips

TWIST CLIP SPACER FOR RECESSED T-GRID

- Provides a mounting surface level with recessed grid systems
- No tools required for installation
- For use with studded Twist Clips



Material: Spring Steel
Finish: nVent CADDY Armour

| Part # | Description |  |
|--------|-------------|---|
| 4TGS | 1/4" Hole | 100 pc |

WING NUT FOR TWIST CLIPS

- Large diameter allows the use of knock-outs as mounting points
- Combination wing nut and washer



Material: Spring Steel
Finish: nVent CADDY Armour

| Part # | Description |  |
|--------|---------------------|---|
| 4WN | 1/4" Hole, Threaded | 100 lb |


When using with other fasteners refer to the lowest load rating.

PLASTIC SPACER FOR PT16 TWIST CLIP

- Spacer for use with recessed grid systems
- Ensures recessed grid systems remain flush when surface mounting fixtures



Material: Acrylonitrile Butadiene Styrene

| Part # | Description |  |
|----------|---------------|---|
| PT16SPCR | 15/16" T-Grid | 100 pc |

(Mechanical) Pipe and Tube Fixings



MECHANICAL

Pipe/Tube to Strut

RIGD SINGLE PIECE STRUT CLAMP FOR PIPE/RIGID CONDUIT

- One piece break apart strut clamp (1/2" thru 4" pipe size)
- Includes thread impression and captured screw (1/2" thru 4" pipe size)
- Fits into open side of strut channel
- Conforms with Manufacturers Standardization Society (MSS) SP-58 (Type 59)



| Part # | Description | F | | Certification |
|---|------------------------------|----------|--------|---------------|
| Material: Stainless Steel 304 (EN 1.4301) | | | | |
| RIGD0050S4 | S304, 1/2" Pipe, 0.84" OD | 400 lb | 100 pc | cULus |
| RIGD0075S4 | S304, 3/4" Pipe, 1.05" OD | 600 lb | 100 pc | cULus |
| RIGD0100S4 | S304, 1" Pipe, 1.315" OD | 600 lb | 100 pc | cULus |
| RIGD0125S4 | S304, 1 1/4" Pipe, 1.66" OD | 600 lb | 50 pc | cULus |
| RIGD0150S4 | S304, 1 1/2" Pipe, 1.9" OD | 800 lb | 50 pc | cULus |
| RIGD0200S4 | S304, 2" Pipe, 2.375" OD | 800 lb | 50 pc | cULus |
| RIGD0250S4 | S304, 2 1/2" Pipe, 2.875" OD | 800 lb | 25 pc | cULus |
| RIGD0300S4 | S304, 3" Pipe, 3.5" OD | 800 lb | 25 pc | cULus |
| RIGD0400S4 | S304, 4" Pipe, 4.5" OD | 1,000 lb | 25 pc | cULus |
| RIGD0600S4 | S304, 6" Pipe, 6.625" OD | 1,000 lb | 25 pc | - |
| Material: Steel – Finish: Electrogalvanized | | | | |
| RIGD0050EG | EG, 1/2" Pipe, 0.84" OD | 400 lb | 100 pc | cULus |
| RIGD0075EG | EG, 3/4" Pipe, 1.05" OD | 600 lb | 100 pc | cULus |
| RIGD0100EG | EG, 1" Pipe, 1.315" OD | 600 lb | 100 pc | cULus |
| RIGD0125EG | EG, 1 1/4" Pipe, 1.66" OD | 600 lb | 50 pc | cULus |
| RIGD0150EG | EG, 1 1/2" Pipe, 1.9" OD | 800 lb | 50 pc | cULus |
| RIGD0200EG | EG, 2" Pipe, 2.375" OD | 800 lb | 50 pc | cULus |
| RIGD0250EG | EG, 2 1/2" Pipe, 2.875" OD | 800 lb | 25 pc | cULus |
| RIGD0300EG | EG, 3" Pipe, 3.5" OD | 800 lb | 25 pc | cULus |
| RIGD0350EG | EG, 3 1/2" Pipe, 4" OD | 1,000 lb | 25 pc | cULus |
| RIGD0400EG | EG, 4" Pipe, 4.5" OD | 1,000 lb | 25 pc | cULus |

MECHANICAL



Pipe/Tube to Strut

USC UNIVERSAL STRUT CLAMP FOR PIPE/CONDUIT

- Consists of two clamps, nut and bolt
- Fits into open side of strut channel
- Conforms with Manufacturers Standardization Society (MSS) SP-58 (Type 59)



Material: Steel

| Part # | Description |  |  |
|---------------------------|---|---|---|
| Finish: Electrogalvanized | | | |
| USC006EG | EG, 0.25" OD | 450 lb | 100 pc |
| USC010EG | EG, 0.38" OD | 450 lb | 100 pc |
| USC013EG | EG, 0.5"-0.54" OD | 450 lb | 100 pc |
| USC016EG | EG, 0.58"-0.63" OD, 3/8" EMT | 450 lb | 100 pc |
| USC017EG | EG, 0.65"-0.7" OD, 3/8" Pipe | 450 lb | 100 pc |
| USC020EG | EG, 0.71"-0.79" OD, 1/2" EMT | 450 lb | 100 pc |
| USC021EG | EG, 0.81"-0.84" OD, 1/2" Pipe | 450 lb | 100 pc |
| USC022EG | EG, 0.85"-0.88" OD | 450 lb | 100 pc |
| USC025EG | EG, 0.92"-1" OD, 3/4" EMT | 450 lb | 100 pc |
| USC026EG | EG, 1"-1.06" OD, 3/4" Pipe | 450 lb | 100 pc |
| USC028EG | EG, 1.1"-1.14" OD | 450 lb | 100 pc |
| USC031EG | EG, 1.16"-1.26" OD, 1" EMT | 450 lb | 100 pc |
| USC033EG | EG, 1.29"-1.32" OD, 1" Pipe | 450 lb | 100 pc |
| USC036EG | EG, 1.33"-1.5" OD | 600 lb | 50 pc |
| USC040EG | EG, 1.51"-1.6" OD, 1 1/4" EMT | 600 lb | 50 pc |
| USC042EG | EG, 1.63"-1.67" OD, 1 1/4" Pipe | 600 lb | 50 pc |
| USC046EG | EG, 1.69"-1.77" OD, 1 1/2" EMT | 600 lb | 50 pc |
| USC048EG | EG, 1.87"-1.97" OD, 1 1/2" Pipe | 600 lb | 50 pc |
| USC053EG | EG, 1.98"-2.11" OD | 850 lb | 50 pc |
| USC054EG | EG, 2.12"-2.17" OD | 850 lb | 50 pc |
| USC058EG | EG, 2.2"-2.25" OD, 2" EMT | 850 lb | 50 pc |
| USC060EG | EG, 2.34"-2.45" OD, 2" Pipe | 850 lb | 50 pc |
| USC063EG | EG, 2.45"-2.54" OD | 850 lb | 50 pc |
| USC068EG | EG, 2.6"-2.72" OD | 850 lb | 50 pc |
| USC073EG | EG, 2.75"-2.88" OD, 2 1/2" Pipe, 2 1/2" EMT | 850 lb | 50 pc |
| USC076EG | EG, 2.96"-3" OD | 850 lb | 25 pc |
| USC080EG | EG, 3.04"-3.25" OD | 850 lb | 25 pc |
| USC086EG | EG, 3.31"-3.5" OD, 3" Pipe, 3" EMT | 850 lb | 25 pc |
| USC093EG | EG, 3.54"-3.75" OD | 850 lb | 25 pc |
| USC101EG | EG, 3.87"-4.04" OD, 3 1/2" Pipe, 3 1/2" EMT | 850 lb | 25 pc |
| USC107EG | EG, 4.1"-4.33" OD | 850 lb | 25 pc |
| USC113EG | EG, 4.37"-4.54" OD, 4" Pipe, 4" EMT | 850 lb | 25 pc |
| USC121EG | EG, 4.63"-4.87" OD | 850 lb | 25 pc |

MECHANICAL

Pipe/Tube to Strut

| Part # | Description |  |  |
|----------------------------|---|---|---|
| USC129EG | EG, 5"–5.13" OD | 850 lb | 25 pc |
| USC135EG | EG, 5.25"–5.37" OD | 850 lb | 25 pc |
| USC143EG | EG, 5.5"–5.75" OD, 5" Pipe | 900 lb | 25 pc |
| USC152EG | EG, 5.87"–6.1" OD | 900 lb | 25 pc |
| USC159EG | EG, 6.13"–6.38" OD | 900 lb | 25 pc |
| USC168EG | EG, 6.5"–6.75" OD, 6" Pipe | 900 lb | 25 pc |
| USC178EG | EG, 6.87"–7.13" OD | 900 lb | 25 pc |
| USC191EG | EG, 7.5" OD | 900 lb | 25 pc |
| USC200EG | EG, 7.75"–8" OD | 900 lb | 25 pc |
| USC208EG | EG, 8.04"–8.37" OD | 900 lb | 25 pc |
| USC218EG | EG, 8.5"–8.63" OD, 8" Pipe | 900 lb | 25 pc |
| USC228EG | EG, 8.86"–9.1" OD | 900 lb | 25 pc |
| USC254EG | EG, 9.84"–10.13" OD | 900 lb | 25 pc |
| USC277EG | EG, 10.7"–11.02" OD, 10" Pipe | 900 lb | 25 pc |
| USC311EG | EG, 12"–12.48" OD | 900 lb | 25 pc |
| USC324EG | EG, 12.75" OD, 12" Pipe | 900 lb | 10 pc |
| USC400EG | EG, 15.75" OD | 900 lb | 10 pc |
| Finish: Hot-Dip Galvanized | | | |
| USC016HD | HD, 0.58"–0.63" OD, 3/8" EMT | 450 lb | 100 pc |
| USC017HD | HD, 0.65"–0.7" OD, 3/8" Pipe | 450 lb | 100 pc |
| USC020HD | HD, 0.71"–0.79" OD, 1/2" EMT | 450 lb | 100 pc |
| USC021HD | HD, 0.81"–0.84" OD, 1/2" Pipe | 450 lb | 100 pc |
| USC025HD | HD, 0.92"–1" OD, 3/4" EMT | 450 lb | 100 pc |
| USC026HD | HD, 1"–1.06" OD, 3/4" Pipe | 450 lb | 100 pc |
| USC031HD | HD, 1.16"–1.26" OD, 1" EMT | 450 lb | 100 pc |
| USC033HD | HD, 1.29"–1.32" OD, 1" Pipe | 450 lb | 100 pc |
| USC040HD | HD, 1.51"–1.6" OD, 1 1/4" EMT | 600 lb | 100 pc |
| USC042HD | HD, 1.63"–1.67" OD, 1 1/4" Pipe | 600 lb | 50 pc |
| USC046HD | HD, 1.69"–1.77" OD, 1 1/2" EMT | 600 lb | 100 pc |
| USC048HD | HD, 1.87"–1.97" OD, 1 1/2" Pipe | 600 lb | 50 pc |
| USC054HD | HD, 2.12"–2.17" OD | 850 lb | 50 pc |
| USC058HD | HD, 2.2"–2.25" OD, 2" EMT | 850 lb | 50 pc |
| USC060HD | HD, 2.34"–2.45" OD, 2" Pipe | 850 lb | 50 pc |
| USC073HD | HD, 2.75"–2.88" OD, 2 1/2" Pipe, 2 1/2" EMT | 850 lb | 50 pc |
| USC086HD | HD, 3.31"–3.5" OD, 3" Pipe, 3" EMT | 850 lb | 25 pc |
| USC101HD | HD, 3.87"–4.04" OD, 3 1/2" Pipe, 3 1/2" EMT | 850 lb | 25 pc |
| USC113HD | HD, 4.37"–4.54" OD, 4" Pipe, 4" EMT | 850 lb | 25 pc |
| USC143HD | HD, 5.5"–5.75" OD, 5" Pipe | 900 lb | 25 pc |
| USC168HD | HD, 6.5"–6.75" OD, 6" Pipe | 900 lb | 25 pc |
| USC218HD | HD, 8.5"–8.63" OD, 8" Pipe | 900 lb | 25 pc |
| USC277HD | HD, 10.7"–11.02" OD, 10" Pipe | 900 lb | 25 pc |
| USC324HD | HD, 12.75" OD, 12" Pipe | 900 lb | 10 pc |

MECHANICAL

Pipe Fixings

NVENT CADDY SUPERKLIP

- Closes and locks automatically when the pipe, tube or cable is inserted
- One-piece clamp for fast and convenient installation
- Fasten with either wood screw, dual threaded screw with or without collar, nail with collar, threaded rod, mounting plate or shot-fire bracket



Material: Xenoy®

Temperature: -13 to 194 °F

| Part # | Description | F | |
|--------|---|-------|--------|
| 389017 | 0.31"–0.37" OD, 1/4" Copper Tube | 30 lb | 100 pc |
| 389018 | 0.37"–0.46" OD, 1/4" Copper Tube | 33 lb | 100 pc |
| 389001 | 0.46"–0.56" OD, 3/8" Copper Tube | 35 lb | 100 pc |
| 389002 | 0.56"–0.66" OD, 1/2" Copper Tube | 40 lb | 100 pc |
| 389003 | 0.66"–0.77" OD, 3/8" Rigid, 3/8" Pipe, 5/8" Copper Tube | 43 lb | 100 pc |
| 389004 | 0.77"–0.86" OD, 1/2" Rigid, 1/2" Pipe | 50 lb | 100 pc |
| 389005 | 0.86"–0.98" OD, 3/4" Copper Tube | 48 lb | 100 pc |
| 389006 | 0.98"–1.09" OD, 3/4" Rigid, 3/4" Pipe | 54 lb | 50 pc |
| 389007 | 1.09"–1.23" OD, 1" Copper Tube | 58 lb | 50 pc |
| 389008 | 1.23"–1.4" OD, 1" Rigid, 1" Pipe, 1 1/4" Copper Tube | 67 lb | 50 pc |
| 389009 | 1.4"–1.56" OD, 1 1/4" Copper Tube | 72 lb | 50 pc |
| 389011 | 1.56"–1.71" OD, 1 1/4" Rigid, 1 1/4" Pipe | 80 lb | 25 pc |
| 389012 | 1.83"–2" OD, 1 1/2" Rigid, 1 1/2" Pipe | 84 lb | 25 pc |
| 389013 | 2"–2.19" OD, 2" Copper Tube | 90 lb | 25 pc |
| 389014 | 2.3"–2.52" OD, 2" Rigid, 2" Pipe | 92 lb | 20 pc |

NVENT CADDY SUPERKLIP BP1 BASE PLATE FOR TWO CLIPS

- Mounting plate to accept 2 SUPERKLIP clamps



Material: Xenoy®

| Part # | Description | |
|--------|-------------|-------|
| 389015 | 3/16" Hole | 50 pc |

MECHANICAL

Pipe Fixings

NVENT CADDY SUPERKLIP BP1 BASE PLATE FOR THREE CLIPS

- Mounting plate to accept 3 SUPERKLIP clamps



Material: Xenoy®


| Part # | Description |  |
|--------|--|---|
| 389016 | nVent CADDY Superklip BP1 Base Plate for Three Clips | 50 pc |

NVENT CADDY SUPERKLIP CA CONCRETE ATTACHMENT

- Steel clip which fits in the side of the nVent CADDY Superklip
- Steel clip can be shot fired to concrete or steel



Material: Steel
Finish: Electrogalvanized

| Part # | Description |  |
|--------|-------------|---|
| 389071 | 3/16" Hole | 100 pc |

NVENT CADDY SUPERKLIP IN INSERT NUT

- Steel channel nut fits in the side of the nVent CADDY Superklip



Material: Steel
Finish: Electrogalvanized

| Part # | Description |  |
|--------|-------------|---|
| 389069 | 1/4" Rod | 100 pc |

MECHANICAL

Pipe Fixings


nVENT CADDY SWIFT CLIP THREADED ROD ATTACHMENT

- Snap-on and twist installation requires no tools
- Easily adjusts by rotating up or down on the threaded rod
- For support and positioning of refrigeration, A/C tubing, PEX piping, conduit and cabling
- Secures pipe and insulation without any breaks
- Compliant with UL® 2043 and suitable for use in air handling (plenum) spaces



Material: Polyamide

Working Temperature: -40 to 284 °F

| Part # | Description |  |
|--------|--|---|
| TRC062 | 5/8" OD, 1/2" Copper Tube, 3/8" Rod | 25 pc |
| TRC075 | 3/4" OD, 5/8" Copper Tube, 3/8" Rod | 25 pc |
| TRC087 | 7/8" OD, 3/4" Copper Tube, 1/2" Pipe, 3/8" Rod | 25 pc |
| TRC100 | 1" OD, 3/4" Pipe, 3/8" Rod | 25 pc |
| TRC112 | 1 1/8" OD, 1" Copper Tube, 3/8" Rod | 25 pc |
| TRC125 | 1 1/4" OD, 1" Pipe, 3/8" Rod | 25 pc |
| TRC137 | 1 3/8" OD, 1 1/4" Copper Tube, 3/8" Rod | 25 pc |
| TRC150 | 1 1/2" OD, 3/8" Rod | 25 pc |
| TRC162 | 1 5/8" OD, 1 1/2" Copper Tube, 3/8" Rod | 25 pc |
| TRC200 | 2" OD, 3/8" Rod | 25 pc |
| TRC212 | 2 1/8" OD, 2" Copper Tube, 3/8" Rod | 25 pc |


Clip must be installed with temperature at or above 14 °F (-10 °C).

TPC TUBE AND PIPE CLAMP

- Positions pipe or tube in stud wall applications
- May be used with the nVent CADDY Telescoping Screw Gun Bracket (TSGB) for an adjustable pipe bracket and clamping system



Material: Nylon

| Part # | Description |  |
|--------|----------------|---|
| TPC112 | 3/8"-1 1/8" OD | 100 pc |
| TPC238 | 5/8"-2 3/8" OD | 50 pc |

MECHANICAL


Pipe Fixings

ONE HOLE STRAP FOR PIPE AND CONDUIT

- Recommended for supporting horizontal runs of piping from the face of a structural member
- Fastening hole in strap may be above or below pipe



Material: Steel
Finish: Pregalvanized

| Part # | Description |  |
|-----------|-------------------------------------|---|
| 0070050EG | 0.84" OD, 1/2" Rigid, 1/2" Pipe | 100 pc |
| 0070075EG | 1.05" OD, 3/4" Rigid, 3/4" Pipe | 100 pc |
| 0070100EG | 1.315" OD, 1" Rigid, 1" Pipe | 100 pc |
| 0070125EG | 1.66" OD, 1 1/4" Rigid, 1 1/4" Pipe | 100 pc |
| 0070150EG | 1.9" OD, 1 1/2" Rigid, 1 1/2" Pipe | 100 pc |
| 0070200EG | 2.375" OD, 2" Rigid, 2" Pipe | 50 pc |

nVent CADDY Pyramid



PYRAMID ROOFTOP SYSTEMS

ST Strut-Based Supports

PYRAMID ST FIXED STRUT SUPPORT

- Provides superior support for pipe, conduit, duct, cable tray and equipment
- Foam bottom offers low abrasion interface for better roof membrane protection
- Compatible with roof surfaces including single ply, bituminous, metal and spray foam
- Provides superior load distribution, even with varying rooftop surfaces
- Ready to use out of the box, saving installation time and labor
- Multiple sizes and load ratings offer the ability to tailor the solution to the application
- Easy to transport to the roof
- Hot-dip galvanized and UV stabilized for long lasting performance
- Supports green building requirements; thermoplastic bases are made from recycled material and can contribute to earning LEED credits



Material: Polyethylene, Polypropylene, Steel
Finish: Hot-Dip Galvanized
Temperature: -50 to 150 °F
Static Load Safety Factor: 3:1

| Part # | Description | F ↓ | ☐ |
|--------|-------------|----------|-------|
| PSF6C | 6" x 4.8" | 300 lb | 20 pc |
| PSF10C | 10" x 4.8" | 1,000 lb | 10 pc |
| PSF10D | 10" x 6.4" | 1,000 lb | 5 pc |
| PSF16C | 16" x 4.8" | 1,500 lb | 5 pc |
| PSF16D | 16" x 6.4" | 1,500 lb | 5 pc |

Static load at 73.1 kPa (10.6 psi) roof loading. Contact project or roofing engineer for maximum allowable load on individual project roof system.

PYRAMID ROOFTOP SYSTEMS

ST Strut-Based Supports

PYRAMID ST ADJUSTABLE STRUT SUPPORT

- Height adjustability provides effective navigation of pipe, conduit, duct and cable tray around obstructions
- Foam bottom offers low abrasion interface for better roof membrane protection
- Compatible with roof surfaces including single ply, bituminous, metal and spray foam
- Provides superior load distribution, even with varying rooftop surfaces
- Ready to use out of the box, saving installation time and labor
- Multiple sizes and load ratings offer the ability to tailor the solution to the application
- Hot-dip galvanized and UV stabilized for long lasting performance
- Supports green building requirements; thermoplastic bases are made from recycled material and can contribute to earning LEED credits



Material: Polyethylene, Polypropylene, Steel
Finish: Hot-Dip Galvanized
Temperature: -50 to 150 °F
Static Load Safety Factor: 3:1

| Part # | Description | F ↓ | ↓ |
|-----------|----------------|----------|------|
| PSA10CH13 | 10" x 6" - 13" | 1,000 lb | 5 pc |
| PSA16AH18 | 16" x 7" - 18" | 1,500 lb | 5 pc |

PYRAMID ROOFTOP SYSTEMS



ST Strut-Based Supports

PYRAMID ST BRIDGE ASSEMBLY

- Ideal for supporting multiple pipe runs, cable tray and air handling units
- Foam bottom offers low abrasion interface for better roof membrane protection
- Compatible with roof surfaces including single ply, bituminous, metal and spray foam
- Provides superior load distribution, even with varying rooftop surfaces
- Ready to use out of the box, saving installation time and labor
- Multiple sizes and load ratings offer the ability to tailor the solution to the application
- Hot-dip galvanized and UV stabilized for long lasting performance
- Supports green building requirements; thermoplastic bases are made from recycled material and can contribute to earning LEED credits



Material: Polyethylene, Polypropylene, Steel
 Finish: Hot-Dip Galvanized
 Temperature: -50 to 150 °F
 Static Load Safety Factor: 3:1

| Part # | Description |  |  |
|--------|-------------|---|---|
| PSB24A | 24" | 2,000 lb | 2 pc |
| PSB30A | 30" | 2,000 lb | 2 pc |
| PSB36A | 36" | 2,000 lb | 2 pc |
| PSB42A | 42" | 3,000 lb | 2 pc |
| PSB48A | 48" | 3,000 lb | 2 pc |
| PSB60A | 60" | 3,000 lb | 2 pc |

Static loads are assumed to be uniformly distributed.

PYRAMID ROOFTOP SYSTEMS

RL Roller-Based Supports

PYRAMID RL FIXED ROLLER SUPPORT

- Roller-based support designed specifically for rooftop applications
- Roller capability allows longitudinal movement of pipe, resulting from thermal expansion or contraction
- Polymeric rollers ensure corrosion free rotation
- Foam bottom offers low abrasion interface for better roof membrane protection
- Compatible with roof surfaces including single ply, bituminous, metal and spray foam
- Ready to use out of the box, saving installation time and labor
- Hot-dip galvanized and UV stabilized for long lasting performance
- Supports green building requirements; thermoplastic bases are made from recycled material and can contribute to earning LEED credits



Material: Polyethylene, Polypropylene, Steel
Finish: Hot-Dip Galvanized
Temperature: -50 to 150 °F
Static Load Safety Factor: 3:1

| Part # | Description | F ↓ | ↓ Cube |
|--------|-------------|--------|-----------|
| PRF2 | 2" Max Pipe | 100 lb | 20 pc |
| PRF3 | 3" Max Pipe | 250 lb | 5 pc |
| PRF6 | 6" Max Pipe | 600 lb | 5 pc |

PYRAMID ROOFTOP SYSTEMS

RL Roller-Based Supports

PYRAMID RL ADJUSTABLE ROLLER SUPPORT

- Height-adjustable roller-based support designed specifically for rooftop applications
- Height adjustability allows for effective navigation of pipe around obstructions
- Polymeric rollers ensure corrosion free rotation
- Foam bottom offers low abrasion interface for better roof membrane protection
- Compatible with roof surfaces including single ply, bituminous, metal and spray foam
- Ready to use out of the box, saving installation time and labor
- Hot-dip galvanized and UV stabilized for long lasting performance
- Supports green building requirements; thermoplastic bases are made from recycled material and can contribute to earning LEED credits





Material: Polyethylene, Polypropylene, Steel

Finish: Hot-Dip Galvanized

Temperature: -50 to 150 °F

Static Load Safety Factor: 3:1

| Part # | Description |  |  |
|---------|-------------------------|---|---|
| PRA3H12 | 3" Max Pipe, 6"-12" | 250 lb | 5 pc |
| PRA6H16 | 6" Max Pipe, 6 1/2"-16" | 600 lb | 5 pc |


RETAINER STRAP

- Prevents pipe from being dislodged from roller supports
- Innovative twist-lock design allows for easy installation without requiring hardware removal



Material: Steel

Finish: Hot-Dip Galvanized

| Part # | Description |  |
|--------|-------------|---|
| PRS2 | 2" Max Pipe | 25 pc |
| PRS3 | 3" Max Pipe | 25 pc |
| PRS6 | 6" Max Pipe | 25 pc |

Retainer straps must be used with roller supports that have an equivalent pipe size.

PYRAMID ROOFTOP SYSTEMS

H-Frame

PYRAMID H-FRAME POST BASE

- Foam or rubber bottom offers low abrasion interface for better roof membrane protection
- Compatible with roof surfaces including single ply, bituminous, metal and spray foam
- Provides superior load distribution, even with varying rooftop surfaces
- Rubber rooftop interface ideal for solar panel array installations
- Mounting hardware pre-installed in bases
- Hot-dip galvanized and UV stabilized for long lasting performance
- Accepts standard strut channels
- Supports green building requirements; thermoplastic bases are made from recycled material and can contribute to earning LEED credits



Material: Steel, Polypropylene, Polyethylene
Finish: Hot-Dip Galvanized
Temperature: -30 to 130 °F
Static Load Safety Factor: 3:1

| Part # | Description | F | ☐ |
|--------|-------------|--------|------|
| PHB | Foam | 750 lb | 1 pc |
| PHBR | Rubber | 750 lb | 1 pc |

PYRAMID ROOFTOP SYSTEMS

H-Frame

PYRAMID H-FRAME KIT

- Foam or rubber bottom offers low abrasion interface for better roof membrane protection
- Compatible with roof surfaces including single ply, bituminous, metal and spray foam
- Provides superior load distribution, even with varying rooftop surfaces
- Rubber rooftop interface ideal for solar panel array installations
- Kit includes 2 post bases with pre-installed mounting hardware, 6 bolts, 6 strut nuts, and 2 L-brackets to complete H-frame
- Hot-dip galvanized and UV stabilized for long lasting performance
- Accepts standard strut channels
- Supports green building requirements; thermoplastic bases are made from recycled material and can contribute to earning LEED credits



Material: Polypropylene, Polyethylene

Temperature: -30 to 130 °F

Static Load Safety Factor: 3:1

| Part # | Description | F | |
|--------|-------------|----------|------|
| PHK | Foam | 1,500 lb | 1 pc |
| PHKR | Rubber | 1,500 lb | 1 pc |

Static load represents 750 lb (3,335 N) per post base. The end user must select and evaluate the strut framing to ensure the assembled H-frame can properly support the applied load.

PYRAMID H-FRAME HARDWARE KIT

- Kit includes six bolts, six strut nuts, and two L-brackets to build custom multi-tier H-frame assemblies



Material: Steel

Finish: Hot-Dip Galvanized


| Part # | Description | |
|---------|--|------|
| HFRMHDW | nVent CADDY Pyramid H-Frame Hardware Kit | 1 pc |

PYRAMID ROOFTOP SYSTEMS

Equipment Supports

PYRAMID EQUIPMENT SUPPORT KIT, 4 POST BASE

- Kit includes post-base assemblies, frame and equipment-support clamps
- Assembles and adjusts to size and height in minutes by one person with one tool
- Innovative crossbar and equipment-support clamps enable quick assembly
- Integral foam pad provides gentle interface for all roof types
- Hot-dip galvanized and UV stabilized for long lasting performance
- Assembled support can be lifted as one unit and easily relocated
- Supports green building requirements; thermoplastic bases are made from recycled material and can contribute to earning LEED credits



Material: Steel, Polypropylene, Polyethylene
Finish: Hot-Dip Galvanized
Temperature: -30 to 130 °F
Height: 12" – 18"
Length: 49 1/2"

| Part # | Description |  |  |
|--------|-------------|---|---|
| PEK4B | 49 1/2" | 1,120 lb | 1 pc |

Static load must be stable and uniformly distributed across frame.

PYRAMID ROOFTOP SYSTEMS

Equipment Supports

PYRAMID EQUIPMENT SUPPORT KIT, 6 POST BASE

- Kit includes post-base assemblies, frame and equipment-support clamps
- Assembles and adjusts to size and height in minutes by one person with one tool
- Innovative crossbar and equipment-support clamps enable quick assembly
- Integral foam pad provides gentle interface for all roof types
- Hot-dip galvanized and UV stabilized for long lasting performance
- Assembled support can be lifted as one unit and easily relocated
- Supports green building requirements; thermoplastic bases are made from recycled material and can contribute to earning LEED credits



Material: Steel, Polypropylene, Polyethylene
Finish: Hot-Dip Galvanized
Temperature: -30 to 130 °F
Height: 12" – 18"
Length: 85 1/2"

| Part # | Description | F ↓ | ↓ | ↓ |
|--------|-------------|----------|------|---|
| PEK6B | 85 1/2" | 2,240 lb | 1 pc | |

Static load must be stable and uniformly distributed across frame.

PYRAMID ROOFTOP SYSTEMS

Equipment Supports

PYRAMID EQUIPMENT SUPPORT FRAME EXTENSION KIT

- Allows creation of custom equipment support lengths by attaching the nVent CADDY Pyramid Extension Kit in series to a nVent CADDY Pyramid Equipment Support Kit
- Kit includes two post-base assemblies, frame and equipment-support clamps for easy attachment to a nVent CADDY Pyramid Equipment Support Kit
- Square tube and cross bars provide superior load and deflection capabilities over standard strut profiles
- Assembles and adjusts to size and height in minutes by one person with one tool
- Innovative crossbar and equipment-support clamps enable quick assembly
- Integral foam pad provides gentle interface for all roof types
- Hot-dip galvanized and UV stabilized for long lasting performance
- Supports green building requirements; thermoplastic bases are made from recycled material and can contribute to earning LEED credits



Material: Steel, Polypropylene, Polyethylene
Finish: Hot-Dip Galvanized
Temperature: -30 to 130 °F
Height: 12" – 18"
Length: 62 1/2"

| Part # | Description |  |  |
|--------|---|---|---|
| PEKEF | nVent CADDY Pyramid Equipment Support Frame Extension Kit | 1,120 lb | 1 pc |

Static load must be stable and uniformly distributed across frame. nVent CADDY Pyramid Equipment Support Frame Extension must be used in conjunction with a nVent CADDY Pyramid Equipment Support Kit.

PYRAMID ROOFTOP SYSTEMS

Equipment Supports

PYRAMID EQUIPMENT SUPPORT HEIGHT EXTENSION

- Increases the height between the equipment support frame and roof deck
- Inserts directly into nVent CADDY Pyramid Equipment Support Bases




Material: Steel
Finish: Hot-Dip Galvanized

| Part # | Description |  |
|--------|--|---|
| PEH31 | nVent CADDY Pyramid Equipment Support Height Extension | 1 pc |

PYRAMID EQUIPMENT SUPPORT POST BASE

- Ideal for use with strut channel type A and U-shaped brackets to create custom equipment supports
- Height adjustable
- Foam bottom offers low abrasion interface for better roof membrane protection
- Compatible with roof surfaces including single ply, bituminous, metal and spray foam
- Provides superior load distribution, even with varying rooftop surfaces
- Hot-dip galvanized and UV stabilized for long lasting performance
- Supports green building requirements; thermoplastic bases are made from recycled material and can contribute to earning LEED credits



Material: Steel, Polypropylene, Polyethylene
Finish: Hot-Dip Galvanized
Temperature: -30 to 130 °F
Static Load Safety Factor: 3:1

| Part # | Description |  |  |
|--------|---|---|---|
| PEB | nVent CADDY Pyramid Equipment Support Post Base | 750 lb | 2 pc |

The end user must select and evaluate the strut framing to ensure the custom assembled equipment support can properly support the applied load.

PYRAMID ROOFTOP SYSTEMS

Equipment Supports

PYRAMID EQUIPMENT SUPPORT CLAMP

- Ideal for use with strut channel type A and square tube to create custom equipment supports
- Slotted design offers fast and easy installation



Material: Steel
Finish: Hot-Dip Galvanized



| Part # | Description |  |
|--------|---|---|
| PEC | nVent CADDY Pyramid Equipment Support Clamp | 20 pc |

PYRAMID CROSSOVER LADDER, 50°

- Standard angle ladders provide easy changes in elevation
- Interchangeable components are easily assembled yielding labor-saving and quick installations
- nVent CADDY Pyramid bases provide superior load distribution and roof membrane compatibility
- Foam bottom offers low abrasion interface for better roof membrane protection
- Aluminum construction designed to withstand harsh environments
- Walking surfaces with serrated tread provides maximum slip resistance and drainage
- Compliant with OSHA, Cal/OSHA and ANSI® standards



Material: Aluminum, Polypropylene, Polyethylene

| Part # | Description |  |  |
|---------|-----------------------------|---|---|
| PCL50S2 | 20" Walkway Height, 2 Steps | 500 lb | 1 pc |
| PCL50S3 | 30" Walkway Height, 3 Steps | 500 lb | 1 pc |
| PCL50S4 | 40" Walkway Height, 4 Steps | 500 lb | 1 pc |
| PCL50S5 | 50" Walkway Height, 5 Steps | 500 lb | 1 pc |
| PCL50S6 | 60" Walkway Height, 6 Steps | 500 lb | 1 pc |

Clearance of walkway is 3" less than the walkway height.

PYRAMID ROOFTOP SYSTEMS

Crossovers and Walkways

PYRAMID CROSSOVER LADDER, 90°

- Vertical ladders ideal for tight spaces
- Interchangeable components are easily assembled yielding labor-saving and quick installations
- nVent CADDY Pyramid bases provide superior load distribution and roof membrane compatibility
- Foam bottom offers low abrasion interface for better roof membrane protection
- Aluminum construction designed to withstand harsh environments
- Walking surfaces with serrated tread provides maximum slip resistance and drainage
- Compliant with OSHA, Cal/OSHA and ANSI® standards



Material: Aluminum, Polypropylene, Polyethylene

| Part # | Description | F ↓ | ☐ |
|---------|-----------------------------|--------|------|
| PCL90S2 | 20" Walkway Height, 2 Steps | 500 lb | 1 pc |
| PCL90S3 | 30" Walkway Height, 3 Steps | 500 lb | 1 pc |
| PCL90S4 | 40" Walkway Height, 4 Steps | 500 lb | 1 pc |
| PCL90S5 | 50" Walkway Height, 4 Steps | 500 lb | 1 pc |
| PCL90S6 | 60" Walkway Height, 5 Steps | 500 lb | 1 pc |

Clearance of walkway is 3" less than the walkway height.

PYRAMID ROOFTOP SYSTEMS



Crossovers and Walkways

PYRAMID CROSSOVER SUPPORT TOWER

- Additional support towers ideal for supporting long walkways at varying heights
- Interchangeable components are easily assembled yielding labor-saving and quick installations
- nVent CADDY Pyramid bases provide superior load distribution and roof membrane compatibility
- Foam bottom offers low abrasion interface for better roof membrane protection
- Aluminum construction designed to withstand harsh environments
- Walking surfaces with serrated tread provides maximum slip resistance and drainage
- Compliant with OSHA, Cal/OSHA and ANSI® standards



Material: Aluminum, Polypropylene, Polyethylene

| Part # | Description |  |  |
|--------|--------------------|---|---|
| PCT20 | 20" Walkway Height | 500 lb | 1 pc |
| PCT30 | 30" Walkway Height | 500 lb | 1 pc |
| PCT40 | 40" Walkway Height | 500 lb | 1 pc |
| PCT50 | 50" Walkway Height | 500 lb | 1 pc |
| PCT60 | 60" Walkway Height | 500 lb | 1 pc |

Walkway height represents the height of the walkway when a nVent CADDY Pyramid Crossover Bridge is attached to the support tower. Clearance of walkway is 3" less than the walkway height.

PYRAMID ROOFTOP SYSTEMS

Crossovers and Walkways

PYRAMID CROSSOVER BRIDGE

- Standard bridge spans that can be combined to create custom pathway lengths
- Interchangeable components are easily assembled yielding labor-saving and quick installations
- Aluminum construction designed to withstand harsh environments
- Walking surfaces with serrated tread provides maximum slip resistance and drainage
- Compliant with OSHA, Cal/OSHA and ANSI® standards



Material: Aluminum

| Part # | Description | F ↓ | ☐ |
|--------|--------------------------------------|--------|------|
| PCB36 | nVent CADDY Pyramid Crossover Bridge | 500 lb | 1 pc |

Bridge spans require support on each end. Bridge spans exceeding 90" require an additional support tower.

PYRAMID CROSSOVER BRIDGE TURN KIT

- Turn bridges allow for configurations beyond a straight pathway, "L", "U" or "Z" pathways can be created by using turn bridges
- Interchangeable components are easily assembled yielding labor-saving and quick installations
- nVent CADDY Pyramid bases provide superior load distribution and roof membrane compatibility
- Foam bottom offers low abrasion interface for better roof membrane protection
- Aluminum construction designed to withstand harsh environments
- Walking surfaces with serrated tread provides maximum slip resistance and drainage
- Compliant with OSHA, Cal/OSHA and ANSI® standards



Material: Aluminum, Polypropylene, Polyethylene

| Part # | Description | F ↓ | ☐ |
|----------|--------------------|--------|------|
| PCB36H20 | 20" Walkway Height | 500 lb | 1 pc |
| PCB36H30 | 30" Walkway Height | 500 lb | 1 pc |
| PCB36H40 | 40" Walkway Height | 500 lb | 1 pc |
| PCB36H50 | 50" Walkway Height | 500 lb | 1 pc |
| PCB36H60 | 60" Walkway Height | 500 lb | 1 pc |

Clearance of walkway is 3" less than the walkway height.

PYRAMID ROOFTOP SYSTEMS

Crossovers and Walkways

PYRAMID CROSSOVER GUARDRAIL KIT

- Use an extra guardrail kit to block off the end of a pathway or create custom pathway configurations while ensuring all safety criteria are met
- Interchangeable standard components for flexibility while providing safe access over piping, duct, equipment or other utilities on a roof surface
- Aluminum construction designed to withstand harsh environments
- Compliant with OSHA, Cal/OSHA and ANSI® standards




Material: Aluminum

| Part # | Description |  |
|--------|---|---|
| PCGK | nVent CADDY Pyramid Crossover Guardrail Kit | 1 pc |

PYRAMID CROSSOVER PLATFORM

- Height adjustable interlocking platforms allow for quick and easy installation of a custom pathway across rooftop surfaces
- Protect roof surfaces by providing a clearly defined pathway
- Modular design allows for easily configurable heights and lengths to address varying applications
- nVent CADDY Pyramid bases provide superior load distribution and roof membrane compatibility
- Foam bottom offers low abrasion interface for better roof membrane protection
- Aluminum construction designed to withstand harsh environments
- Walking surfaces with serrated tread provides maximum slip resistance and drainage



Material: Aluminum, Polypropylene, Polyethylene

| Part # | Description |  |  |
|--------|--|---|---|
| PCP36 | nVent CADDY Pyramid Crossover Platform | 500 lb | 1 pc |

PYRAMID ROOFTOP SYSTEMS

PYRAMID 50 FOAM-BASED SUPPORT

- Replaces slow and labor-intensive installation methods
- Supports pipe, conduit, cable tray and equipment on roofs and below raised floors
- Easily increase load capacity by combining similar nVent CADDY Pyramid supports
- Protects the roof membrane while absorbing shock and vibration, without absorbing water
- Metal cover protects against weather and other environmental conditions, such as bird damage



Material: Steel, Polyethylene
Static Load Safety Factor: 3:1

| Part # | Description | F | |
|----------------------------|-------------|-------|-------|
| Finish: Electrogalvanized | | | |
| RPS50H4EG | EG, 4" | 50 lb | 10 pc |
| RPS50H6EG | EG, 6" | 50 lb | 10 pc |
| Finish: Hot-Dip Galvanized | | | |
| RPS50H4HD | HD, 4" | 50 lb | 10 pc |
| RPS50H6HD | HD, 6" | 50 lb | 10 pc |

PYRAMID EZ RUBBER-BASED ADJUSTABLE SUPPORT

- Quick height adjustment accommodates for uneven roofs or sloped condensate lines
- No tools or fasteners needed; fast snap-on installation
- Design sheds water and helps reduce pipe corrosion
- Roof-friendly; made of UV-stabilized EPDM material



Material: EPDM-SBR Rubber

| Part # | Description | F | |
|----------|-------------------------------------|--------|-------|
| RPSE1H24 | 1" Rigid/Pipe, 1.315" OD, 1 3/4"-4" | 170 lb | 20 pc |
| RPSE1H57 | 1" Rigid/Pipe, 1.315" OD, 5"-7" | 170 lb | 10 pc |
| RPSE2H46 | 2" Rigid/Pipe, 2.37" OD, 4"-6" | 250 lb | 10 pc |
| RPSE4H46 | 4" Rigid/Pipe, 4.5" OD, 4"-6" | 400 lb | 5 pc |

Ultimate load at 1/4" (6.35 mm) deflection. Contact project or roofing engineer for maximum allowable load on individual project roof system.

PYRAMID ROOFTOP SYSTEMS

EZ Rubber-Based Supports

PYRAMID EZ RUBBER-BASED SUPPORT

- No tools or fasteners needed; fast snap-on installation
- Design sheds water and helps reduce pipe corrosion
- Roof-friendly; made of UV-stabilized EPDM material



Material: EPDM-SBR Rubber

| Part # | Description |  |  |
|--------|------------------------------|---|---|
| RPSE1H | 1" Rigid/Pipe, 1.315" OD, 1" | 170 lb | 20 pc |

Ultimate load at 1/4" (6.35 mm) deflection. Contact project or roofing engineer for maximum allowable load on individual project roof system.

PYRAMID UNIVERSAL SUPPORT

- Captive stainless steel nuts allow for custom attachment methods to the support base including easy attachment of stainless steel strut, threaded rod or other project-specific hardware
- Foam bottom offers low abrasion interface for better roof membrane protection
- Compatible with roof surfaces including single ply, bituminous, metal and spray foam
- Provides superior load distribution, even with varying rooftop surfaces
- Multiple sizes and load ratings offer the ability to tailor the solution to the application
- Base is manufactured from UV-stabilized thermoplastic material
- Supports green building requirements; thermoplastic bases are made from recycled material and can contribute to earning LEED credits



Material: Polyethylene, Polypropylene, Stainless Steel 18-8 (EN 1.4305)
Temperature: -50 to 150 °F
Static Load Safety Factor: 3:1

| Part # | Description |
|--------|-------------|
| PBU6 | 5 1/2" x 4" |
| PBU10 | 10" x 4" |
| PBU16 | 16" x 4" |

PYRAMID ROOFTOP SYSTEMS

Tool-Free Supports

TOOL-FREE PIPE SUPPORT KIT

- Push-in clamps install without the need for additional tools or strut clamps
- Ready to use out of the box, saving installation time and labor
- Plastic clamps and base will not corrode pipe
- Clamps come in two different sizes to fit project needs
- Base includes multiple holes to accommodate a variety of clamp sizes and configurations
- Additional clamps can be purchased separately for additional pipe runs
- Foam bottom offers low abrasion interface for better roof membrane protection
- Provides superior load distribution, even with varying rooftop surfaces
- Compatible with roof surfaces including single ply, bituminous, metal and spray foam
- Multiple sizes and load ratings offer the ability to tailor the solution to the application
- Easy to transport to the roof
- Supports green building requirements; thermoplastic bases are made from recycled material and can contribute to earning LEED credits



Material: Polyethylene, Polypropylene, Nylon
Temperature: -50 to 150 °F
Static Load Safety Factor: 3:1

| Part # | Description |
|--------|----------------|
| PTF6 | 8" L, 4" H |
| PTF10 | 12 1/2"L, 4" H |
| PTF16 | 19"L, 4" H |

| Part # | Number of Clamps Included | | Maximum Clamp Capacity | |
|--------|---------------------------|-------|------------------------|-------|
| | PTF1C | PTF2C | PTF1C | PTF2C |
| PTF6 | 1 | - | 3 | 1 |
| PTF10 | - | 2 | 5 | 2 |
| PTF16 | - | 2 | 7 | 3 |

PYRAMID ROOFTOP SYSTEMS

Tool-Free Supports


TOOL-FREE PIPE CLAMP

- Push-in clamps install without the need for additional tools or strut clamps
- Clamps come in two different sizes to fit project needs
- Plastic clamps and base will not corrode pipe



Material: Nylon

Temperature: -50 to 150 °F

| Part # | Description |  |
|--------|----------------|---|
| PTF1C | 0.5"–1.32" OD | 100 pc |
| PTF2C | 0.84"–2.38" OD | 100 pc |

TOOL-FREE CABLE TRAY SUPPORT KIT



- Push-in pins install without the need for additional tools
- Plastic pins and base will not corrode
- Pins and mounting holes accommodate most perforated cable tray
- Ready to use out of the box, saving installation time and labor
- Additional pins can be purchased separately
- Foam bottom offers low abrasion interface for better roof membrane protection
- Provides superior load distribution, even with varying rooftop surfaces
- Compatible with roof surfaces including single ply, bituminous, metal and spray foam
- Multiple sizes and load ratings offer the ability to tailor the solution to the application
- Easy to transport to the roof
- Supports green building requirements; thermoplastic bases are made from recycled material and can contribute to earning LEED credits



Material: Polyethylene, Polypropylene, Nylon

Temperature: -50 to 150 °F

Static Load Safety Factor: 3:1

| Part # | Description |  |  |
|--------|-------------|---|---|
| PTF6P | 8" | 300 lb | 20 pc |
| PTF10P | 12 1/2" | 1,000 lb | 10 pc |
| PTF16P | 19" | 1,500 lb | 5 pc |

PYRAMID ROOFTOP SYSTEMS

Tool-Free Supports

TOOL-FREE CABLE TRAY PIN

- Push-in pins install without the need for additional tools
- Plastic pins and base will not corrode
- Pins and mounting holes accommodate most perforated cable tray
- Supports green building requirements; thermoplastic bases are made from recycled material and can contribute to earning LEED credits



Material: Nylon
Temperature: -50 to 150 °F



| Part # | Description |  |
|--------|----------------------------------|---|
| PTFP | Pyramid Tool-Free Cable Tray Pin | 10 x 20 pc |

PYRAMID 25 PIPE AND CONDUIT SUPPORT, PLASTIC

- Simple solution for supporting small pipes or conduit runs
- Lightweight plastic construction
- UV resistant, designed and tested for outdoor use
- No tools or fasteners needed for installation
- Rounded edges to help protect the roof membrane



Material: Acrylonitrile Butadiene Styrene

| Part # | Description |  |  |
|-----------|-------------|---|---|
| PPRPS25H4 | 4 7/16" | 25 lb | 25 pc |
| PPRPS25H6 | 6 7/16" | 25 lb | 20 pc |

Metal Framing



METAL FRAMING

Telescoping Support Brackets

TELESCOPING STRUT REPLACEMENT

- Captive threaded nuts enable fastening to threaded rod supports without loose parts
- Telescopes to the desired length and is locked in place by snapping closed a spring retainer clip
- Standard strut profile runs the entire length of the part, allowing most standard fittings to be placed anywhere between the rods
- Integrated ruler displays space between hanger rods in inches and centimeters
- Supports up to seven 2" (50 DN) conduits, six 2" (50 DN) water filled pipes at 10' (3 m) spacing, or up to 18" (450 mm) cable tray
- Conduit can be supported on the top and bottom, eliminating the need for double sided strut
- Conduit and pipe can be placed directly on the strut profile, saving vertical space in buildings with limited room for installation



Material: Steel

Finish: Pregalvanized

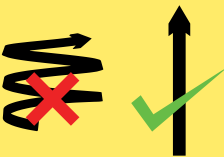
| Part # | Description | Static Load 1 | Static Load 2 |  |
|-----------|-------------|---------------|---------------|---|
| TSR122025 | 1/4" Rod | 300 lb | 200 lb | 20 pc |
| TSR1220 | 3/8" Rod | 300 lb | 200 lb | 20 pc |

Static Load 1 represents a distributed load for 12" - 20" (300 - 500 mm) installations and a point load for 12" - 16" (300 - 400 mm) installations. Static Load 2 represents a point load for 16" - 20" (400 - 500 mm) installations.



Telescoping Strut Replacement with CADDY Rod Lock "push-to-install" technology is available on page 281.

- Easy "push-to-install" design allows installers to simply push the threaded rod through the mounting hole, instantly holding it in position
- Telescopes to the desired length and is locked in place by snapping closed a spring retainer clip
- Standard strut profile runs the entire length of the part, allowing most standard fittings to be placed anywhere between the rods
- Allows installers to prefabricate complex assemblies and quickly lift and lock them into place
- Lock nut can be finger tightened, locking the rod in place



"Push-to-install" Technology

METAL FRAMING

Telescoping Support Brackets

TELESCOPING STRUT REPLACEMENT, NO NUT

- Can be attached directly to a wall for wall-mounted applications
- Telescopes to the desired length and is locked in place by snapping closed a spring retainer clip
- Standard strut profile runs the entire length of the part, allowing most standard fittings to be placed anywhere between the rods
- Integrated ruler displays space between hanger rods in inches and centimeters
- Supports up to seven 2" (50 DN) conduits, six 2" (50 DN) water filled pipes at 10' (3 m) spacing, or up to 18" (450 mm) cable tray
- Conduit can be supported on the top and bottom, eliminating the need for double sided strut
- Conduit and pipe can be placed directly on the strut profile, saving vertical space in buildings with limited room for installation



Material: Steel

Finish: Pregalvanized

| Part # | Description | Static Load 1 | Static Load 2 |
|----------|-------------|---------------|---------------|
| TSR1220N | 1/2" Rod | 300 lb | 200 lb |

Static Load 1 represents a distributed load for 12" - 20" (300 - 500 mm) installations and a point load for 12" - 16" (300 - 400 mm) installations. Static Load 2 represents a point load for 16" - 20" (400 - 500 mm) installations.



METAL FRAMING

Telescoping Support Brackets

TELESCOPING STRUT REPLACEMENT, RETROFIT

- Slotted ends allow the bracket to be installed with four nVent CADDY SN Nuts on threaded rod above an existing trapeze, saving contractor time and limiting building downtime
- Telescopes to the desired length and is locked in place by snapping closed a spring retainer clip
- Standard strut profile runs the entire length of the part, allowing most standard fittings to be placed anywhere between the rods
- Integrated ruler displays space between hanger rods in inches and centimeters
- Supports up to seven 2" (50 DN) conduits, six 2" (50 DN) water filled pipes at 10' (3 m) spacing, or up to 18" (450 mm) cable tray
- Conduit can be supported on the top and bottom, eliminating the need for double sided strut
- Conduit and pipe can be placed directly on the strut profile, saving vertical space in buildings with limited room for installation
- Winner of the EC&M 2017 Product of the Year Platinum Award



Material: Steel

Finish: Pregalvanized

| Part # | Description | Static Load 1 | Static Load 2 |  |
|----------|-------------|---------------|---------------|---|
| TSR1220R | 3/8" Rod | 300 lb | 200 lb | 25 pc |


Static Load 1 represents a distributed load for 12" - 20" (300 - 500 mm) installations and a point load for 12" - 16" (300 - 400 mm) installations. Static Load 2 represents a point load for 16" - 20" (400 - 500 mm) installations.


METAL FRAMING

nVent CADDY Eristrut Strut Channel System

STRUT CHANNEL TYPE A, SLOTTED

- Cold formed channel, slotted
- Strut channels for heavy applications
- For individual fastening or for efficiently constructing pipe or tube routes




| Part # | Description |  |
|--|-------------------------------------|---|
| Material: Stainless Steel 304 (EN 1.4301) | | |
| A12H1000S4 | S304, 10' x 1.625" x 1.625" x 12 GA | 10' |
| Material: Steel – Finish: Hot-Dip Galvanized | | |
| A12H0200HD | HD, 2' x 1.625" x 1.625" x 12 GA | 2' |
| A12H0400HD | HD, 4' x 1.625" x 1.625" x 12 GA | 4' |
| A12H0500HD | HD, 5' x 1.625" x 1.625" x 12 GA | 5' |
| A12H0600HD | HD, 6' x 1.625" x 1.625" x 12 GA | 6' |
| A12H1000HD | HD, 10' x 1.625" x 1.625" x 12 GA | 10' |
| Material: Steel – Finish: Painted – Color: Green | | |
| A12H1000GN | 10' x 1.625" x 1.625" x 12 GA | 500' |
| A14H1000GN | 10' x 1.625" x 1.625" x 14 GA | 500' |
| A12H2000GN | 20' x 1.625" x 1.625" x 12 GA | 500' |
| A14H2000GN | 20' x 1.625" x 1.625" x 14 GA | 500' |
| Material: Steel – Finish: Pregalvanized | | |
| A12H1000PG | PG, 10' x 1.625" x 1.625" x 12 GA | 500' |
| A14H1000PG | PG, 10' x 1.625" x 1.625" x 14 GA | 500' |
| A12H2000PG | PG, 20' x 1.625" x 1.625" x 12 GA | 500' |
| A14H2000PG | PG, 20' x 1.625" x 1.625" x 14 GA | 500' |

METAL FRAMING


nVent CADDY Eristrut Strut Channel System

STRUT CHANNEL TYPE AA, SLOTTED

- Cold formed channel, slotted
- Welded back to back



Material: Steel

| Part # | Description |  |
|--------------------------------|----------------------------------|---|
| Finish: Painted – Color: Green | | |
| A12AH200GN | 20' x 3.25" x 1.625" x 12 GA | 20' |
| Finish: Pregalvanized | | |
| A12AH200PG | PG, 20' x 3.25" x 1.625" x 12 GA | 20' |

STRUT CHANNEL TYPE C, SLOTTED

- Cold formed channel, slotted
- Strut channels for medium to heavy applications
- For individual fastening or for efficiently constructing pipe or tube routes




| Part # | Description |  |
|--|-------------------------------------|---|
| Material: Stainless Steel 304 (EN 1.4301) | | |
| C14H1000S4 | S304, 10' x 13/16" x 1 5/8" x 14 GA | 10' |
| Material: Steel – Finish: Painted – Color: Green | | |
| C12H1000GN | 10' x 13/16" x 1 5/8" x 12 GA | 10' |
| C14H1000GN | 10' x 13/16" x 1 5/8" x 14 GA | 10' |
| C12H2000GN | 20' x 13/16" x 1 5/8" x 12 GA | 20' |
| C14H2000GN | 20' x 13/16" x 1 5/8" x 14 GA | 20' |
| Material: Steel – Finish: Pregalvanized | | |
| C12H1000PG | PG, 10' x 13/16" x 1 5/8" x 12 GA | 10' |
| C14H1000PG | PG, 10' x 13/16" x 1 5/8" x 14 GA | 500' |
| C12H2000PG | PG, 20' x 13/16" x 1 5/8" x 12 GA | 20' |
| C14H2000PG | PG, 20' x 13/16" x 1 5/8" x 14 GA | 20' |

METAL FRAMING


nVent CADDY Eristrut Strut Channel System

STRUT CHANNEL TYPE D, SLOTTED

- Cold formed channel, slotted



Material: Steel


| Part # | Description |  |
|--------------------------------|---------------------------|---|
| Finish: Painted – Color: Green | | |
| D12H1000GN | 10' x 2.438" x 1.625" | 10' |
| D12H2000GN | 20' x 2.438" x 1.625" | 20' |
| Finish: Pregalvanized | | |
| D12H1000PG | PG, 10' x 2.438" x 1.625" | 10' |
| D12H2000PG | PG, 20' x 2.438" x 1.625" | 20' |

STRUT CHANNEL TYPE E, SLOTTED

- Cold formed channel, slotted



Material: Steel


| Part # | Description |  |
|--------------------------------|----------------------------------|---|
| Finish: Painted – Color: Green | | |
| E12H2000GN | 20' x 3.25" x 1.625" x 12 GA | 20' |
| Finish: Pregalvanized | | |
| E12H1000PG | PG, 10' x 3.25" x 1.625" x 12 GA | 10' |
| E12H2000PG | PG, 20' x 3.25" x 1.625" x 12 GA | 20' |

METAL FRAMING

nVent CADDY Eristrut Strut Channel System

STRUT CHANNEL CONCRETE INSERT

- Cold formed, with anchor legs
- Polystyrene filler prevents concrete from entering in the channel
- Complete with end caps



Material: Steel
Finish: Pregalvanized

| Part # | Description |  |
|--------------|----------------|---|
| CONB122000PG | 1 5/8" x 12 GA | 20' |

STRUT TO STRUT CONNECTOR

- Consists of two half castings, nut and bolt
- Allows for bolting two strut channels back to back through the slots



Material: Steel
Finish: Electrogalvanized

| Part # | Description |  |  |
|--------|--------------------------|---|---|
| STS | Strut to Strut Connector | 1,000 lb | 100 pc |

Minimum of 2 required. Maximum spacing 1 foot (300mm).

METAL FRAMING


nVent CADDY Eristrut Strut Channel System

ADK STRUT END CAP

- Fits into ERISTRUT Type A channel
- When separated, provides two end caps for ERISTRUT Type C channel




Material: Polyethylene


| Part # | Description |  |
|----------|-------------|---|
| ADK421 | Blue | 100 pc |
| ADK421GN | Green | 100 pc |
| ADK421GY | Gray | 100 pc |
| ADK421RD | Red | 100 pc |

ENDC STRUT END CAP

- Fits into ERISTRUT Type A channel



Material: Steel
Finish: Electrogalvanized

| Part # | Description |  |
|------------|--------------------|---|
| ENDCA120EG | ENDC Strut End Cap | 100 pc |


METAL FRAMING

nVent CADDY Eristrut Strut Channel System

STRUT CHANNEL COVER

- Easily snaps into any ERISTRUT strut channel




| Part # | Description |  |
|---|-------------|---|
| Material: Polystyrene | | |
| CL10000PS | Polystyrene | 10' |
| Material: Steel – Finish: Electrogalvanized | | |
| CL10000EG | EG | 1 pc |

NVENT CADDY SLICK NUT

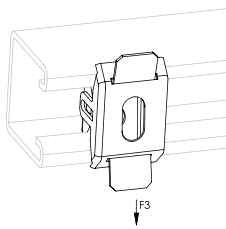
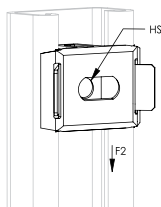
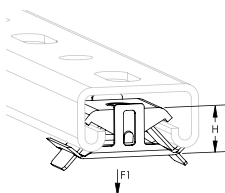
- Provides fast universal attachment of threaded rod and hardware to standard strut profiles



Material: Polyamide, Spring Steel
Finish: nVent CADDY Armour

| Part # | Description | F1 | F2 | F3 |  |
|----------|---------------------|--------|--------|--------|---|
| SLICK250 | 1/4" Hole, Threaded | 400 lb | 100 lb | 250 lb | 100 pc |
| SLICK375 | 3/8" Hole, Threaded | 600 lb | 100 lb | 250 lb | 100 pc |
| SLICK500 | 1/2" Hole, Threaded | 600 lb | 100 lb | 250 lb | 100 pc |

Indicated loads are independent of the threaded stud or rod.
Indicated loads are applicable on 14 GA and 12 GA (2 mm and 2.5 mm) strut channels only.




METAL FRAMING

nVent CADDY Eristrut Strut Channel System

STRUT NUT WITHOUT SPRING



Static Load Safety Factor: 3:1

| Part # | Description | Torque |  |
|--|------------------------|----------|---|
| Material: Stainless Steel 316 (EN 1.4401) | | | |
| NUT0037S6 | S316, 3/8" Rod, 0.375" | 19 ft lb | 100 pc |
| NUT0050S6 | S316, 1/2" Rod, 0.5" | 50 ft lb | 100 pc |
| Material: Steel – Finish: Electrogalvanized | | | |
| NUT0025EG | EG, 1/4" Rod, 0.25" | 6 ft lb | 100 pc |
| NUT0037EG | EG, 3/8" Rod, 0.375" | 19 ft lb | 100 pc |
| NUT0050EG | EG, 1/2" Rod, 0.5" | 50 ft lb | 100 pc |
| NUT0062EG | EG, 5/8" Rod, 0.5" | 50 ft lb | 100 pc |
| NUT0075EG | EG, 3/4" Rod, 0.5" | 50 ft lb | 100 pc |
| Material: Steel – Finish: Hot-Dip Galvanized | | | |
| NUT0050HD | HD, 1/2" Rod, 0.5" | 50 ft lb | 100 pc |

| Pull-Out Strength | | | |
|-------------------|--------------|-------------------|----------|
| Part Number | Channel Type | Channel Thickness | |
| | | 12 GA | 14 GA |
| NUT0025xx | A, C | 450 lb | 450 lb |
| | D, E | 450 lb | – |
| NUT0025xx | A, C | 1,100 lb | 1,000 lb |
| | D, E | 1,100 lb | – |
| NUT0025xx | A | 2,000 lb | 1,400 lb |
| | D, E | 1,500 lb | – |
| NUT0025xx | A | 2,000 lb | 1,400 lb |
| | D, E | 1,500 lb | – |
| NUT0025xx | A | 2,000 lb | 1,400 lb |
| | D, E | 1,500 lb | – |

METAL FRAMING

nVent CADDY Eristrut Strut Channel System

STRUT NUT WITH SPRING, CHANNEL TYPE A


- Used to create metal frames with nVent CADDY Eristrut channels
- Spring allows for easy installation



Material: Steel

Finish: Electrogalvanized

Static Load Safety Factor: 3:1

| Part # | Description | Torque |  |
|------------|--------------|----------|---|
| SPRA0025EG | EG, 1/4" Rod | 6 ft lb | 100 pc |
| SPRA0037EG | EG, 3/8" Rod | 19 ft lb | 100 pc |
| SPRA0050EG | EG, 1/2" Rod | 50 ft lb | 100 pc |
| SPRA0062EG | EG, 5/8" Rod | 50 ft lb | 100 pc |

| Pull-Out Strength | | |
|-------------------|-------------------|----------|
| Part Number | Channel Thickness | |
| | 12 GA | 14 GA |
| SPRA0025EG | 450 lb | 450 lb |
| SPRA0037EG | 1,100 lb | 1,000 lb |
| SPRA0050EG | 2,000 lb | 1,400 lb |
| SPRA0062EG | 2,000 lb | 1,400 lb |

METAL FRAMING

nVent CADDY Eristrut Strut Channel System

STRUT NUT WITH SPRING, CHANNEL TYPE C




Material: Steel
Finish: Electrogalvanized
Static Load Safety Factor: 3:1

| Part # | Description | Torque | |
|------------|--------------|---------|--------|
| SPRC0025EG | EG, 1/4" Rod | 6 ft lb | 100 pc |

| Pull-Out Strength | | | |
|-------------------|-------------------|--------|--|
| Part Number | Channel Thickness | | |
| | 12 GA | 14 GA | |
| SPRA0025EG | 450 lb | 450 lb | |

STRUT NUT WITH TOP SPRING

- Used to create metal frames with nVent CADDY Eristrut channels
- Spring allows for easy installation



Material: Steel
Finish: Electrogalvanized
Static Load Safety Factor: 3:1

| Part # | Description | |
|------------|--------------|--------|
| TSNT0025EG | EG, 1/4" Rod | 100 pc |
| TSNT0037EG | EG, 3/8" Rod | 100 pc |
| TSNT0050EG | EG, 1/2" Rod | 100 pc |

| Pull-Out Strength | | | |
|-------------------|--------------|-------------------|----------|
| Part Number | Channel Type | Channel Thickness | |
| | | 12 GA | 14 GA |
| TSNT0025EG | A, C | 450 lb | 450 lb |
| | D, E | 450 lb | - |
| TSNT0037EG | A, C | 1,100 lb | 1,000 lb |
| | D, E | 1,100 lb | - |
| TSNT0050EG | A | 2,000 lb | 1,400 lb |
| | D, E | 1,500 lb | - |

METAL FRAMING

nVent CADDY Eristrut Strut Channel System

CLIP-ON STRUT NUT

- Easily snaps into strut using a screwdriver




Material: Spring Steel
Finish: nVent CADDY Armour




| Part # | Description |  |  |  |
|--------|----------------------------------|---|---|---|
| MFA4I | 1/4" Hole, Threaded | 100 lb | 50 lb | 100 pc |
| MFA625 | 1/4" Hole, w/Screw, 0.625" Screw | 100 lb | 50 lb | 100 pc |

STRUT CANTILEVER ARM TYPE A, SLOTTED

- Slotted channel
- Welded on flat mounting plate



Material: Steel
Finish: Electrogalvanized


| Part # | Description |  |
|-------------|--|---|
| KA25H0150EG | EG, 6" x 1.625" x 1.625" x 0.098" | 20 pc |
| KA25H0300EG | EG, 11.875" x 1.625" x 1.625" x 0.098" | 10 pc |
| KA25H0450EG | EG, 17.75" x 1.625" x 1.625" x 0.098" | 5 pc |
| KA25H0600EG | EG, 23.625" x 1.625" x 1.625" x 0.098" | 1 pc |

METAL FRAMING

nVent CADDY Eristrut Strut Channel System

SQUARE CHANNEL WASHER

- Use to secure objects to nVent CADDY Eristrut channels



Material: Steel
Finish: Electrogalvanized

| Part # | Description | |
|-----------|----------------------------|--------|
| F130000EG | EG, 5/16" Rod, 0.375" Hole | 100 pc |
| F140000EG | EG, 3/8" Rod, 0.438" Hole | 100 pc |
| F150000EG | EG, 1/2" Rod, 0.563" Hole | 100 pc |
| F160000EG | EG, 5/8" Rod, 0.688" Hole | 100 pc |
| F170000EG | EG, 3/4" Rod, 0.813" Hole | 100 pc |
| F180000EG | EG, 7/8" Rod, 0.938" Hole | 100 pc |

TWO HOLE FLAT BRACKET



Material: Steel
Finish: Electrogalvanized


| Part # | Description | |
|-----------|-------------|-------|
| F090000EG | EG, 3.5" | 50 pc |
| F220000EG | EG, 3.25" | 50 pc |

METAL FRAMING

nVent CADDY Eristrut Strut Channel System

THREE HOLE FLAT BRACKET

- Used to create metal frames with nVent CADDY Eristrut channels



Material: Steel
Finish: Electrogalvanized

| Part # | Description |  |
|-----------|-------------|---|
| F200000EG | EG, 5.375" | 25 pc |

THREE HOLE FLAT CORNER BRACKET

- Used to create metal frames with nVent CADDY Eristrut channels



Material: Steel
Finish: Electrogalvanized

| Part # | Description |  |
|-----------|-----------------|---|
| F360000EG | EG, 3.5" x 3.5" | 25 pc |

FOUR HOLE FLAT BRACKET

- Used to create metal frames with nVent CADDY Eristrut channels




Material: Steel
Finish: Electrogalvanized

| Part # | Description |  |
|-----------|-------------|---|
| F230000EG | EG, 7.25" | 25 pc |

METAL FRAMING

nVent CADDY Eristrut Strut Channel System

FOUR HOLE FLAT CORNER BRACKET



Material: Steel
Finish: Electrogalvanized

| Part # | Description |  |
|-----------|-----------------|---|
| F370000EG | 3 1/2" x 5 3/8" | 20 pc |

FOUR HOLE FLAT TEE PLATE

• Used to create metal frames with nVent CADDY Eristrut channels





Material: Steel
Finish: Electrogalvanized

| Part # | Description |  |
|-----------|-------------------|---|
| F250000EG | EG, 5.375" x 3.5" | 20 pc |

1-1 HOLE ANGLE BRACKET

• Used to create metal frames with nVent CADDY Eristrut channels




| Part # | Description |  |
|---|--------------------|---|
| Material: Stainless Steel 304 (EN 1.4301) | | |
| L110000S4 | S304, 2" x 1.875" | 50 pc |
| Material: Steel – Finish: Electrogalvanized | | |
| L100000EG | EG, 2.25" x 1.625" | 50 pc |
| L110000EG | EG, 2" x 1.875" | 50 pc |


METAL FRAMING

nVent CADDY Eristrut Strut Channel System


1-1 HOLE CLOSED CORNER ANGLE BRACKET




Material: Steel
Finish: Electrogalvanized

| Part # | Description |  |
|-----------|-----------------------|---|
| L470450EG | EG, 45° x 3.5" x 2.5" | 25 pc |

1-1 HOLE OPEN CORNER ANGLE BRACKET



Material: Steel
Finish: Electrogalvanized

| Part # | Description |  |
|-----------|-------------|---|
| L460450EG | EG, 45° | 25 pc |

1-1 HOLE UNEQUAL LONG ANGLE BRACKET




Material: Steel
Finish: Electrogalvanized

| Part # | Description |  |
|-----------|-------------|---|
| L120300EG | 3" x 1 7/8" | 25 pc |


METAL FRAMING

nVent CADDY Eristrut Strut Channel System


1-2 HOLE CORNER ANGLE BRACKET




Material: Steel
Finish: Electrogalvanized

| Part # | Description |  |
|-----------|-----------------|---|
| L180000EG | EG, 3.5" x 2.5" | 25 pc |

1-2 HOLE CORNER SHORT ANGLE BRACKET




Material: Steel
Finish: Electrogalvanized

| Part # | Description |  |
|-----------|---------------------|---|
| L190000EG | EG, 3.875" x 1.875" | 25 pc |
| L200000EG | EG, 4.125" x 1.625" | 25 pc |

2-2 HOLE CORNER ANGLE BRACKET

• Used to create metal frames with nVent CADDY Eristrut channels



Material: Steel
Finish: Electrogalvanized

| Part # | Description |  |
|-----------|-------------------|---|
| L220000EG | EG, 4.125" x 3.5" | 25 pc |


METAL FRAMING

nVent CADDY Eristrut Strut Channel System

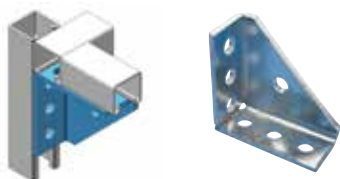
1-1 HOLE 45° ANGLE BRACE



Material: Steel
Finish: Electrogalvanized

| Part # | Description |  |
|-----------|-------------------|---|
| L441200EG | EG, 12" x 10.5" | 20 pc |
| L441600EG | EG, 16" x 13.313" | 500 pc |


3-3-1 HOLE CORNER GUSSET




Material: Steel
Finish: Electrogalvanized

| Part # | Description |  |
|------------|-----------------|---|
| L23U0000EG | 4 1/8" x 4 1/8" | 15 pc |

SIX HOLE CORNER CONNECTOR, 3-WAY



Material: Steel
Finish: Electrogalvanized

| Part # | Description |  |
|-----------|-----------------------|---|
| W190000EG | 1 5/8" x 5 7/16" x 2" | 10 pc |


METAL FRAMING

nVent CADDY Eristrut Strut Channel System


EIGHT HOLE DOUBLE CORNER CONNECTOR, 3-WAY




Material: Steel
Finish: Electrogalvanized

| Part # | Description |  |
|-----------|------------------------|---|
| W170000EG | EG, 1.625" x 5.5" x 4" | 10 pc |

NINE HOLE CORNER CONNECTOR, 3-WAY



Material: Steel
Finish: Electrogalvanized

| Part # | Description |  |
|-----------|---------------------------|---|
| W200000EG | EG, 3.5" x 5.438" x 3.75" | 25 pc |

STRUT BEAM CLAMP WITH U-BOLT

- Complete with U-bolt and nuts
- Requires installation in pairs



Material: Steel
Finish: Electrogalvanized

| Part # | Description |  |  |
|------------|--------------------|---|---|
| BC17A000EG | EG, A, C Strut | 1,200 lb | 25 pc |
| BC17D000EG | EG, AA, D, E Strut | 1,200 lb | 25 pc |


Static Load is based on one pair of Strut Beam Clamps.

METAL FRAMING

nVent CADDY Eristrut Strut Channel System

STRUT BEAM CLIP

- Beam Clip for clamping the open side of strut to a beam
- Suitable for all strut channels
- Requires installation in pairs
- Structural attachment to beams to support nVent CADDY Eristrut



Material: Steel


Finish: Electrogalvanized

| Part # | Description | F ↓ | ☐ |
|------------|------------------------------|--------|-------|
| BC200000EG | EG, 0.5" Flange, 0.563" Hole | 460 lb | 50 pc |

Indicated loads are based on installation with 1/2" (M12) hardware and strut channel type A.

STRUT BEAM CLAMP WITH BOLT, WINDOW SHAPE

- Complete with bolt
- Requires installation in pairs



Material: Steel

Finish: Electrogalvanized

| Part # | Description | F ↓ | ☐ |
|------------|-----------------|--------|-------|
| BC16A000EG | EG, A, CC Strut | 740 lb | 20 pc |

METAL FRAMING

nVent CADDY Eristrut Strut Channel System

INTERNAL STRUT BEAM CLAMP WITH BOLT

- U-shaped clip for clamping the back of strut channel to a beam
- Hex bolt included
- Requires installation in pairs



Material: Steel
Finish: Electrogalvanized

| Part # | Description | F | Box |
|------------|----------------|--------|-------|
| BC180037EG | EG, 3/8" Screw | 660 lb | 25 pc |
| BC180050EG | EG, 1/2" Screw | 660 lb | 25 pc |

Static Load is based on one pair of Strut Beam Clamps. Include strut channel thickness when calculating flange thickness.

STRUT AND ROD BEAM CLAMP

- Multifunctional beam clamp suitable for strut channel or threaded rod
- Bolt included
- Requires installation in pairs



Material: Steel
Finish: Electrogalvanized



| Part # | Description | F | Box |
|--------|-----------------------------|--------|-------|
| STCB6 | EG, 3/8" Rod, 2" Max Flange | 400 lb | 10 pc |

METAL FRAMING

nVent CADDY Eristrut Strut Channel System

STRUT BEAM CLAMP WITH BOLT

- Beam clip for mounting on open side of strut
- Bolt included
- Requires installation in pairs



Material: Steel
Finish: Electrogalvanized

| Part # | Description | F ↓ | ☐ |
|------------|-----------------------|--------|-------|
| BC210000EG | 1" Flange, 9/16" Hole | 460 lb | 25 pc |

BC23 INTERNAL STRUT BEAM CLAMP

- Kit of two inserts for A type channel
- Complete with pointed head hex bolts for easy installation



Material: Steel
Finish: Electrogalvanized

| Part # | Description | F ↓ | ☐ |
|------------|--------------------------------|--------|-------|
| BC23A000EG | BC23 Internal Strut Beam Clamp | 800 lb | 25 pc |

INC8 INTERNAL STRUT BEAM CLAMP

- Mounts strut within vertical beams



Material: Spring Steel
Finish: nVent CADDY Armour

| Part # | Description | F ↓ |
|--------|--------------------------------|--------|
| INC8T5 | INC8 Internal Strut Beam Clamp | 100 lb |


METAL FRAMING

nVent CADDY Eristrut Strut Channel System

POST BASE FOR STRUT TYPE A




Material: Steel
Finish: Electrogalvanized


| Part # | Description |  |
|------------|----------------------------|---|
| P11SQ000EG | EG, 6" x 6" x 3.5" x 0.81" | 5 pc |

45° POST BASE FOR STRUT TYPE A

- Post base to create metal frames for attachment to nVent CADDY Eristrut or nVent CADDY Pyramid




Material: Steel
Finish: Electrogalvanized

| Part # | Description |  |
|-----------|--------------------|---|
| P110000EG | EG, 6" x 6" x 3.5" | 5 pc |

45° POST BASE FOR STRUT TYPE AA

- Post base to create metal frames for attachment to nVent CADDY Eristrut or nVent CADDY Pyramid




Material: Steel
Finish: Electrogalvanized

| Part # | Description |  |
|-----------|---------------|---|
| P130000EG | EG, 6" x 3.5" | 5 pc |

METAL FRAMING

nVent CADDY Eristrut Strut Channel System

RECTANGULAR POST BASE PLATE




Material: Steel
Finish: Hot-Dip Galvanized

| Part # | Description |  |
|--------|----------------------|---|
| ZGA512 | 3.94" x 6.3" x 3.15" | 1 pc |

FOUR HOLE EXTERNAL COUPLER



Material: Steel
Finish: Electrogalvanized


| Part # | Description |  |
|------------|-------------|---|
| U24A0000EG | EG, A Strut | 10 pc |

STRUT TRAPEZE ATTACHMENT PLATE

- Creates fast install trapeze brackets
- Includes hex bolt and strut nut



Material: Steel
Finish: Electrogalvanized

| Part # | Description |  |
|---------|-------------|---|
| ISSP375 | 3/8" Rod | 100 pc |

METAL FRAMING

nVent CADDY Eristrut Strut Channel System

STRUT TRAPEZE ATTACHMENT KIT

- Kit includes 2 strut trapeze attachment plates and 4 SN series nuts
- Creates fast install trapeze brackets



Material: Steel
Finish: Electrogalvanized

| Part # | Description | F ↓ | ↓ Cube |
|--------|-------------|--------|-----------|
| ISSPK | 3/8" Rod | 500 lb | 12 pc |

Ultimate Static Load is based on one strut trapeze attachment plate supported by two SN Series Nuts. When evaluating the complete trapeze structure (Strut Trapeze Attachment Kit and strut member), deformation and material yield of the strut must be taken into consideration. The lesser of the loads should be used as the Ultimate Static Load.

STRUT TROLLEY, ONE AXLE

- Fits in A channel or higher



Material: Steel
Finish: Electrogalvanized

| Part # | Description | ↓ Cube |
|------------|-------------------------|-----------|
| ROL10000EG | Strut Trolley, One Axle | 25 pc |

METAL FRAMING

nVent CADDY Eristrut Strut Channel System


STRUT TROLLEY, TWO AXLES

- Fits in A channel or higher



Material: Steel

Finish: Electrogalvanized


| Part # | Description |  |
|------------|--------------------------|---|
| ROL11000EG | Strut Trolley, Two Axles | 10 pc |

U-SHAPED BRACKET FOR STRUT TYPE A



Material: Steel

Finish: Hot-Dip Galvanized

| Part # | Description |  |
|------------|-----------------------------------|---|
| U10A0000HD | U-Shaped Bracket for Strut Type A | 20 pc |

ESC STRUT ATTACHMENT CLIP

- Attaches to open side of a strut channel
- Designed to accept nVent CADDY Speed Link wire rope or hook



Material: Spring Steel

Finish: nVent CADDY Armour



| Part # | Description |  |  |
|--------|-------------|---|---|
| ESC4 | Plain | 150 lb | 100 pc |

METAL FRAMING

nVent CADDY Eristrut Strut Channel System

THREADED ROD TO STRUT CLIP

- Attaches to open side of a strut channel
- With threaded rod attachment




Material: Steel
Finish: nVent CADDY Armour



| Part # | Description | F ↓ | ↓ ↓ |
|--------|-------------|--------|--------|
| ESC4TI | 1/4" Hole | 150 lb | 100 pc |
| ESC6TI | 3/8" Hole | 150 lb | 100 pc |

SAA SLOTTED FRAMING ANGLE, EQUAL LEG

- Cold formed, slotted



Material: Steel
Finish: Pregalvanized

| Part # | Description |
|-----------|--------------------------------------|
| SAA1400EG | SAA Slotted Framing Angle, Equal Leg |

SAD SLOTTED FRAMING ANGLE, UNEQUAL LEG

- Cold formed, slotted



Material: Steel
Finish: Pregalvanized

| Part # | Description |
|-----------|--|
| SAD1400EG | SAD Slotted Framing Angle, Unequal Leg |

Premium quality and unmatched innovation, dedicated to saving you time and keeping your installations in code since 1956.



Commercial contractors responsible for electrical system installation have simple priorities: get the job done right, safely – and quickly. Now you can depend on nVent CADDY solutions to help you meet those goals.


nVent CADDY's innovative fixing, fastening, and support products provide the perfect solution for thousands of electrical applications. The result: Contractors can focus more on meeting project deadlines, and less on procuring the right components.

Contractors count on nVent CADDY to develop and deliver high-quality solutions to the commercial construction industry. Besides superior technical performance, nVent CADDY components are designed for simple and intuitive installation at a lower total cost.

nVent CADDY leads the commercial market in offering high-quality, innovative solutions for electrical and datacom applications. From the All-In-One system to the simplest support clip, nVent CADDY products make installation faster, easier and more secure. Our deep expertise in construction and our trusted relationships with contractors have contributed to the design and development of thousands of standard components.

Whatever the task– running electrical conduit, mounting devices in a studwall, or a multitude of other applications – nVent CADDY's state-of-the-art components help you secure any job. Right.

Seismic Bracing Systems



**WE MAKE
SEISMIC SIMPLE**

SEISMIC BRACING SYSTEMS

Cable Bracing

CABLE SPOOL

- Cut to length as needed
- Pre-stretched restraint cable



| Part # | Description | UL Listed Load | Certification |
|--|-------------------------|----------------|---------------|
| Material: Steel – Finish: Pregalvanized, Painted | | | |
| CSB12CBL | #12 Brace, Red, 250' | 600 lb | UL |
| CSB18CBL | #18 Brace, White, 250' | 1,100 lb | UL |
| CSB36CBL | #36 Brace, Blue, 250' | 2,800 lb | UL |
| CSB48CBL | #48 Brace, Yellow, 250' | 4,600 lb | UL |
| Material: Stainless Steel 316 (EN 1.4401) | | | |
| CSB12CBLSS | #12 Brace, 250' | | - |
| CSB18CBLSS | #18 Brace, 250' | | - |
| CSB36CBLSS | #36 Brace, 250' | | - |
| CSB48CBLSS | #48 Brace, 250' | | - |

Cable is powder coated.

CABLE CUTTER

- Designed to reduce cable fraying



Material: Steel

| Part # | Description |
|--------|-------------|
| CSBC48 | #48 Brace |

WIRE ROPE CUTTER

- Designed to reduce wire rope fraying



Material: Steel

| Part # | Description |
|--------|------------------|
| SLWC | Wire Rope Cutter |

SEISMIC BRACING SYSTEMS

Cable Bracing

SWAGING SLEEVE

- Creates secure loop ends
- Swage with swaging tools



| Part # | Description |
|--|-----------------|
| Material: Copper — Finish: Electrogalvanized | |
| CSB12SLVB | EG, #12 Brace |
| CSB18SLVB | EG, #18 Brace |
| CSB36SLVB | EG, #36 Brace |
| CSB48SLVB | EG, #48 Brace |
| Material: Stainless Steel 316 (EN 1.4401) | |
| CSB12SLVBSS | S316, #12 Brace |
| CSB18SLVBSS | S316, #18 Brace |
| CSB36SLVBSS | S316, #36 Brace |
| CSB48SLVBSS | S316, #48 Brace |

Two side-by-side swages required on #12 and #18 cable. Three side-by-side swages required on #36 and #48 cable. Check swage with gauge (not included).

MANUAL SWAGING TOOL



Material: Steel

| Part # | Description |
|-----------|-------------|
| CSB12SBHS | #12 Brace |
| CSB48 | #48 Brace |

MULTI-SIZE MANUAL SWAGING TOOL



Material: Steel

| Part # | Description |
|-----------|---------------------|
| CSB3346SB | #12, #18, #36 Brace |

SEISMIC BRACING SYSTEMS

Cable Bracing

BATTERY-OPERATED SWAGING TOOL

- Battery-operated tool provides consistent swaging
- Provides less strenuous installation when compared to manual swaging tools
- Cordless design allows installers to easily move around the job site
- Compatible with large diameter cables



Material: Steel

Part #

CSBBS121836

NO PRY CLIP

- Eliminates prying effect on fasteners and anchors



Material: Steel

Finish: Electrogalvanized



| Part # | Description | UL Listed Load |
|----------|----------------------------------|----------------|
| CSBNPC38 | #12, #18, #36 Brace, 7/16" Hole | 2,800 lb |
| CSBNPC12 | #12, #18, #36 Brace, 9/16" Hole | 2,800 lb |
| CSBNPC58 | #12, #18, #36 Brace, 11/16" Hole | 2,800 lb |
| CSBNPC34 | #12, #18, #36 Brace, 13/16" Hole | 2,800 lb |

SEISMIC BRACING SYSTEMS

Cable Bracing

UNIVERSAL RESTRAINT CLIP



| Part # | Description | Certification |
|---|---|---------------|
| Material: Stainless Steel 316 (EN 1.4401) | | |
| CSBURC14SS | S316, #12, #18, #36 Brace, 5/16" Hole | - |
| CSBURC38SS | S316, #12, #18, #36 Brace, 7/16" Hole | - |
| CSBURC12SS | S316, #12, #18, #36 Brace, 9/16" Hole | - |
| CSBURC58SS | S316, #12, #18, #36 Brace, 11/16" Hole | - |
| CSBURC34SS | S316, #12, #18, #36 Brace, 13/16" Hole | - |
| CSBURC78SS | S316, #12, #18, #36 Brace, 15/16" Hole | - |
| CSBURC1SS | S316, #12, #18, #36 Brace, 1 1/16" Hole | - |
| CSBURC4812SS | S316, #48 Brace, 9/16" Hole | - |
| CSBURC4858SS | S316, #48 Brace, 11/16" Hole | UL |
| CSBURC4834SS | S316, #48 Brace, 13/16" Hole | UL |
| CSBURC4878SS | S316, #48 Brace, 15/16" Hole | UL |
| Material: Steel – Finish: Electrogalvanized | | |
| CSBURC14 | EG, #12, #18, #36 Brace, 5/16" Hole | UL |
| CSBURC38 | EG, #12, #18, #36 Brace, 7/16" Hole | UL |
| CSBURC12 | EG, #12, #18, #36 Brace, 9/16" Hole | UL |
| CSBURC58 | EG, #12, #18, #36 Brace, 11/16" Hole | UL |
| CSBURC34 | EG, #12, #18, #36 Brace, 13/16" Hole | UL |
| CSBURC78 | EG, #12, #18, #36 Brace, 15/16" Hole | UL |
| CSBURC1 | EG, #12, #18, #36 Brace, 1 1/16" Hole | - |
| CSBURC4812 | EG, #48 Brace, 9/16" Hole | UL |
| CSBURC4858 | EG, #48 Brace, 11/16" Hole | UL |
| CSBURC4834 | EG, #48 Brace, 13/16" Hole | UL |

Part is currently being phased out. Limited quantities available.

Mount to the structure using the center hole. Loop cable through the holes in the bent tabs and swage in place.

SEISMIC BRACING SYSTEMS

Cable Bracing

UNIVERSAL RESTRAINT CLIP, RETROFIT

- Slotted design ideal for attaching to existing threaded rod on trapezes



Material: Steel
Finish: Electrogalvanized

| Part # | Description |
|-----------|--------------------------|
| CSBURCR38 | #12, #18 Brace, 3/8" Rod |
| CSBURCR12 | #12, #18 Brace, 1/2" Rod |
| CSBURCR58 | #12, #18 Brace, 5/8" Rod |

URC ATTACHMENT KIT

- Attaches cable brace to structure
- Two-way bracing kit with swaging sleeves
- Wraps around structural steel members



Material: Steel
Finish: Electrogalvanized, Painted

| Part # | Description |
|---------------------------------|--|
| Brace Size: #12 — Color: Red | |
| CSB2W12URC38L10 | #12 Brace, , 7/16" Hole, 10' Brace Length |
| CSB2W12URC38L20 | #12 Brace, , 7/16" Hole, 20' Brace Length |
| CSB2W12URC12L10 | #12 Brace, , 9/16" Hole, 10' Brace Length |
| CSB2W12URC12L20 | #12 Brace, , 9/16" Hole, 20' Brace Length |
| Brace Size: #18 — Color: White | |
| CSB2W18URC38L10 | #18 Brace, , 7/16" Hole, 10' Brace Length |
| CSB2W18URC38L20 | #18 Brace, , 7/16" Hole, 20' Brace Length |
| CSB2W18URC12L10 | #18 Brace, , 9/16" Hole, 10' Brace Length |
| CSB2W18URC12L20 | #18 Brace, , 9/16" Hole, 20' Brace Length |
| Brace Size: #36 — Color: Blue | |
| CSB2W36URC12L10 | #36 Brace, , 9/16" Hole, 10' Brace Length |
| CSB2W36URC12L20 | #36 Brace, , 9/16" Hole, 20' Brace Length |
| CSB2W36URC58L10 | #36 Brace, , 11/16" Hole, 10' Brace Length |
| CSB2W36URC58L20 | #36 Brace, , 11/16" Hole, 20' Brace Length |
| Brace Size: #48 — Color: Yellow | |
| CSB2W48URC12L10 | #48 Brace, , 9/16" Hole, 10' Brace Length |
| CSB2W48URC12L20 | #48 Brace, , 9/16" Hole, 20' Brace Length |
| CSB2W48URC58L10 | #48 Brace, , 11/16" Hole, 10' Brace Length |
| CSB2W48URC58L20 | #48 Brace, , 11/16" Hole, 20' Brace Length |

SEISMIC BRACING SYSTEMS

Rod Stiffeners

PIPE ROD STIFFENER

- For use with Schedule 40 or Schedule 10 pipe
- Secures pipe to threaded rod for stiffening



Material: Steel
Finish: Electrogalvanized

| Part # | Description |
|--------|-------------------------------------|
| CSBRS1 | 1" Brace Pipe, 3/8", 1/2", 5/8" Rod |

NVENT CADDY QUICK CLIP ROD STIFFENER

- Secures strut channel to threaded rod for stiffening
- One hand, snap-in place installation
- No tools or bolt tightening required



Material: Stainless Steel 316 (EN 1.4401)

| Part # | Description |
|--------|---|
| CSBRS2 | 3/8" Rod; Strut Type A (1 5/8" x 1 5/8" |
| CSBRS3 | 1/2" Rod; Strut Type A (1 5/8" x 1 5/8" |
| CSBRS4 | 5/8" Rod; Strut Type A (1 5/8" x 1 5/8" |
| CSBRS5 | 3/4" Rod; Strut Type A (1 5/8" x 1 5/8" |
| CSBRS6 | 7/8" Rod; Strut Type A (1 5/8" x 1 5/8" |

STRUT ROD STIFFENER

- Secures strut channel to threaded rod for stiffening



Material: Steel
Finish: Electrogalvanized

| Part # | Description |
|-----------|--|
| CSBRS37EG | 3/8", 1/2", 5/8", 3/4" Rod;; Strut Type A (1 5/8" x 1 5/8" |

SEISMIC BRACING SYSTEMS

Rigid Bracing

STEEL FLANGE ADAPTER

- Meets requirements of the Buy American Act
- Installs on top or bottom flange of I-beams
- Low profile easily fits between metal deck and steel structure
- Thumb spring retainer allows for ease of positioning
- Available pre-assembled to the Universal Structural Bracket, eliminating field assembly
- Snap-off bolt head helps enable easy installation and inspection of seismic sway braces
- Meets NFPA® 13 as pre-qualified for seismic applications



Material: Steel
Finish: Electrogalvanized



OSHPD

| Part # | Description |
|--------|------------------------|
| CSBS1 | EG, 1/4"–3/4" Flange |
| CSBS2 | EG, 3/4"–1 1/4" Flange |

| UL Loads | | | |
|-------------|------------------|----------------------------|-----------------------|
| Part Number | Flange Thickness | Perpendicular to Structure | Parallel to Structure |
| CSBS1xx | 1/4" - 3/8" | 3,000 lb | 2,200 lb |
| | 3/8" - 3/4" | 3,000 lb | 2,765 lb |
| CSBS2xx | 3/4" - 1 1/4" | 3,000 lb | 2,500 lb |

| FM Loads | | | | | | | | |
|-------------|--|-----------|-----------|-----------|-----------------------|-----------|-----------|-----------|
| Part Number | Horizontal Capacity per Installation Angle from Vertical | | | | | | | |
| | Perpendicular to Structure | | | | Parallel to Structure | | | |
| | 30° - 44° | 45° - 59° | 60° - 74° | 75° - 90° | 30° - 44° | 45° - 59° | 60° - 74° | 75° - 90° |
| CSBS1xx | 850 lb | 1,780 lb | 2,770 lb | 2,840 lb | 880 lb | 1,430 lb | 2,020 lb | 2,410 lb |
| CSBS2xx | 1,220 lb | 2,140 lb | 2,580 lb | 2,870 lb | 1,100 lb | 1,820 lb | 2,190 lb | 2,680 lb |

SEISMIC BRACING SYSTEMS

Rigid Bracing

STEEL FLANGE ADAPTER ASSEMBLY

- Meets requirements of the Buy American Act
- Steel Flange Adapter and Universal Structural Bracket are preassembled, limiting work required in the field
- Installs on top or bottom flange of I-beams
- Low profile easily fits between metal deck and steel structure
- Thumb spring retainer allows for ease of positioning
- Integrated angle gauge easily displays brace member angle of installation
- Snap-off bolt head helps enable easy installation and inspection of seismic sway braces
- Works with 1" through 2" brace pipes to reduce inventory
- Meets NFPA® 13 as pre-qualified for seismic applications



Material: Steel
Finish: Electrogalvanized



OSHPD

| Part # | Description |
|--------|------------------------|
| CSBS1A | EG, 1/4" - 3/4" Flange |

| UL Loads | | | |
|-------------|------------------|----------------------------|-----------------------|
| Part Number | Flange Thickness | Perpendicular to Structure | Parallel to Structure |
| CSBS1A | 1/4" - 3/8" | 3,000 lb | 2,200 lb |
| | 3/8" - 3/4" | 3,000 lb | 2,765 lb |

| FM Loads | | | | | | | | |
|-------------|--|-----------|-----------|-----------|-----------------------|-----------|-----------|-----------|
| Part Number | Horizontal Capacity per Installation Angle from Vertical | | | | | | | |
| | Perpendicular to Structure | | | | Parallel to Structure | | | |
| | 30° - 44° | 45° - 59° | 60° - 74° | 75° - 90° | 30° - 44° | 45° - 59° | 60° - 74° | 75° - 90° |
| CSBS1A | 850 lb | 1,780 lb | 2,770 lb | 2,840 lb | 880 lb | 1,430 lb | 2,020 lb | 2,410 lb |

SEISMIC BRACING SYSTEMS

Rigid Bracing

ADJUSTABLE I-BEAM ADAPTER

- Meets requirements of the Buy American Act
- No loose parts
- No assembly required
- Snap-off bolt head helps enable easy installation and inspection of seismic sway braces
- Meets NFPA®-13 requirements for seismic sway bracing



Material: Steel
Finish: Electrogalvanized



OSHPD

| Part # | Description |
|--------|----------------------------------|
| CSBS3 | EG, 1/4"-3/4" Flange, 4"-8 1/2" |
| CSBS4 | EG, 1/4"-3/4" Flange, 4"-14 1/2" |
| CSBS5 | EG, 3/4"-1 1/4" Flange, 4"-18" |

| UL Loads | | | |
|-------------|------------------|----------------------------|-----------------------|
| Part Number | Flange Thickness | Perpendicular to Structure | Parallel to Structure |
| CSBS3 | 1/4" - 3/8" | 3,000 lb | 2,200 lb |
| | 3/8" - 3/4" | 3,000 lb | 2,765 lb |
| CSBS4 | 1/4" - 3/8" | 3,000 lb | 2,200 lb |
| | 3/8" - 3/4" | 3,000 lb | 2,765 lb |
| CSBS5 | 3/4" - 1 1/4" | 3,000 lb | 2,500 lb |

| FM Loads | | | | | | | | |
|-------------|--|-----------|-----------|-----------|-----------------------|-----------|-----------|-----------|
| Part Number | Horizontal Capacity per Installation Angle from Vertical | | | | | | | |
| | Perpendicular to Structure | | | | Parallel to Structure | | | |
| | 30° - 44° | 45° - 59° | 60° - 74° | 75° - 90° | 30° - 44° | 45° - 59° | 60° - 74° | 75° - 90° |
| CSBS3xx | 1,180 lb | 2,210 lb | 2,830 lb | 2,940 lb | 820 lb | 1,380 lb | 2,080 lb | 3,010 lb |
| CSBS4xx | 1,180 lb | 2,210 lb | 2,830 lb | 2,940 lb | 820 lb | 1,380 lb | 2,080 lb | 3,010 lb |
| CSBS5xx | 1,220 lb | 2,140 lb | 2,580 lb | 2,870 lb | 1,100 lb | 1,820 lb | 2,190 lb | 2,680 lb |

SEISMIC BRACING SYSTEMS

Rigid Bracing

MULTI ATTACHMENT

- Disperses load over two anchors
- Minimizes the number of installed braces needed for concrete and wood structures
- Ideal for deck installations
- Use for both lateral and longitudinal sway brace applications
- Meets NFPA®-13 requirements for seismic sway bracing



Material: Steel
Finish: Electrogalvanized



| Part # | Description |
|---------------|-----------------------------|
| CSBMA050050EG | 9/16" Hole 1, 9/16" Hole 2 |
| CSBMA050075EG | 13/16" Hole 1, 9/16" Hole 2 |

Mount to structure using holes indicated in HS1.

| UL Loads | | |
|---------------|-------------------|----------|
| Part Number | Service Pipe Size | Rating |
| CSBMA050050EG | 1" - 12" | 3,740 lb |
| CSBMA050075EG | 1" - 12" | 3,740 lb |

| FM Loads | | | | |
|---------------|--|-----------|-----------|-----------|
| Part Number | Horizontal Capacity per Installation Angle from Vertical | | | |
| | 30° - 44° | 45° - 59° | 60° - 74° | 75° - 90° |
| CSBMA050050EG | 3,290 lb | 4,520 lb | 5,540 lb | 6,200 lb |
| CSBMA050075EG | 3,290 lb | 4,520 lb | 5,540 lb | 6,200 lb |

SEISMIC BRACING SYSTEMS

Rigid Bracing

UNIVERSAL STRUCTURAL BRACKET

- Meets requirements of the Buy American Act
- Universal design allows one product to attach directly to concrete, wood, bar joist or I-beam adapters
- Integrated angle gauge easily displays brace member angle of installation
- Snap-off bolt head helps enable easy installation and inspection of seismic sway braces
- Works with 1" through 2" brace pipes to reduce inventory
- Low profile minimizes prying effect on concrete fasteners
- Meets NFPA® 13 as pre-qualified for seismic applications



Material: Steel
Finish: Electrogalvanized

OSHPD



| Part # | Description |
|--------|-----------------|
| CSBU1 | EG, 9/16" Hole |
| CSBU2 | EG, 13/16" Hole |

| FM Loads | | | | |
|-------------|--|-----------|-----------|-----------|
| Part Number | Horizontal Capacity per Installation Angle from Vertical | | | |
| | 30° - 44° | 45° - 59° | 60° - 74° | 75° - 90° |
| CSBU1xx | 1,690 lb | 2,210 lb | 2,660 lb | 3,090 lb |
| CSBU2xx | 1,480 lb | 2,290 lb | 2,860 lb | 3,090 lb |

SEISMIC BRACING SYSTEMS

Rigid Bracing

UNIVERSAL STRUCTURAL BRACKET, STRUT BRACE

- Meets requirements of the Buy American Act
- For installations where strut brace is perpendicular to structure
- Works with brace members of 12 gauge strut type A
- One wrench size fits all required hardware, eliminating the need to change tools
- Shear-off head helps ensure correct torque and simplifies inspection



Material: Steel

Finish: Electrogalvanized

| Part # | Description |
|--------|------------------|
| CSBUS1 | 9/16" Hole Size |
| CSBUS2 | 13/16" Hole Size |

| FM Loads – Brace Member: 12 GA Strut Channel | | | | |
|--|--|-----------|-----------|-----------|
| Part Number | Horizontal Capacity per Installation Angle from Vertical | | | |
| | 30° - 44° | 45° - 59° | 60° - 74° | 75° - 90° |
| CSBUS1 | 2,010 lb | 2,840 lb | 3,420 lb | 3,810 lb |
| CSBUS2 | 2,010 lb | 2,840 lb | 3,420 lb | 3,810 lb |

SEISMIC BRACING SYSTEMS

Rigid Bracing

STRUT SEISMIC HINGE BRACKET ASSEMBLY

- For installations where strut brace is parallel to structure
- Works with brace members of 12 gauge strut type A
- One wrench size fits all required hardware, eliminating the need to change tools
- Shear-off head helps ensure correct torque and simplifies inspection



Material: Steel

Finish: Electrogalvanized

| Part # | Description |
|----------|------------------|
| CSBUS1PA | 9/16" Hole Size |
| CSBUS2PA | 13/16" Hole Size |

| FM Loads – Brace Member: 12 GA Strut Channel | | | | |
|--|--|-----------|-----------|-----------|
| Part Number | Horizontal Capacity per Installation Angle from Vertical | | | |
| | 30° - 44° | 45° - 59° | 60° - 74° | 75° - 90° |
| CSBU1PA | 1,690 lb | 2,210 lb | 2,660 lb | 3,090 lb |
| CSBU2PA | 1,480 lb | 2,290 lb | 2,860 lb | 3,090 lb |

SEISMIC BRACING SYSTEMS

Rigid Bracing

TRAPEZE SWAY BRACE, STRUT

- Meets requirements of the Buy American Act
- Seismically braces trapeze hangers
- Retrofit ability allows for the brace to be installed after the trapeze assembly is installed
- Works with brace members of 12 gauge strut type A
- One wrench size fits all required hardware, eliminating the need to change tools
- Shear-off head helps ensure correct torque and simplifies inspection
- FM® Specification Tested



Material: Steel

Finish: Electrogalvanized

| Part # | Description |
|--------|---------------------------------|
| CSBR2 | 3/8", 1/2", 5/8", 3/4" Rod Size |

| FM Loads – Brace Member: 12 GA Strut Channel | | | | |
|--|--|-----------|-----------|-----------|
| Part Number | Horizontal Capacity per Installation Angle from Vertical | | | |
| | 30° - 44° | 45° - 59° | 60° - 74° | 75° - 90° |
| CSBR2 | 1,031 lb | 1,812 lb | 2,000 lb | 2,231 lb |

SEISMIC BRACING SYSTEMS

Rigid Bracing

TRAPEZE SWAY BRACE, PIPE

- Meets requirements of the Buy American Act
- Seismically braces trapeze hangers
- Retrofit ability allows for the brace to be installed after the trapeze assembly is installed
- Works with brace members of schedule 40 pipe, EMT conduit, and rigid conduit
- One wrench size fits all required hardware, eliminating the need to change tools
- Shear-off head helps ensure correct torque and simplifies inspection
- FM® Specification Tested



Material: Steel
Finish: Electrogalvanized

| Part # | Description |
|--------|---------------------------------|
| CSBR1 | 3/8", 1/2", 5/8", 3/4" Rod Size |

| FM Loads | | | | | |
|-------------|---------------------|--|-----------|-----------|-----------|
| Part Number | Brace Member | Horizontal Capacity per Installation Angle from Vertical | | | |
| | | 30° - 44° | 45° - 59° | 60° - 74° | 75° - 90° |
| CSBR1 | 1" EMT Conduit | 623 lb | 881 lb | 1,148 lb | 1,148 lb |
| | 1" Rigid Conduit | 755 lb | 1,109 lb | 1,738 lb | 1,738 lb |
| | 1" Schedule 40 Pipe | 755 lb | 1,109 lb | 1,738 lb | 1,738 lb |

STRUT SEISMIC HINGE

- Complete hinge assembly
- Ideal for attaching sway bracing to MEP system supports
- Attaches to strut trapezes and to structure



Material: Steel
Finish: Electrogalvanized

| Part # | Description |
|--------------|-----------------------------|
| CSBSH00375EG | 9/16" Hole 1, 7/16" Hole 2 |
| CSBSH00500EG | 9/16" Hole 1, 9/16" Hole 2 |
| CSBSH00625EG | 9/16" Hole 1, 11/16" Hole 2 |
| CSBSH00750EG | 9/16" Hole 1, 13/16" Hole 2 |

SEISMIC BRACING SYSTEMS

Rigid Bracing



Seismic Lighting Fixture Clip – see page 313.

- Secures fluorescent light fixtures to the ceiling frame members
- Requires no additional chains, cables or slack wires attached to the fixture
- Helps strengthen integrity of the T-Grid system
- Holds in place against the force of standard fire-hose pressure
- Meets U.S. building code and electrical code specifications
- Also satisfies NEC® 410.16(C) positive attachment for secure fastening of luminaires (fixtures) complying with Building Code Reference AC184

CLEVIS BOLT SPACER

- Seismically braces the 401 Clevis Hanger series for lateral load
- Retrofit ability allows the spacer to be installed after the clevis and pipe are installed
- Ears easily pinch closed around the clevis hanger cross bolt with pliers
- FM® Specification Tested



Material: Steel

Finish: Electrogalvanized

| Part # | Pipe Size |
|-----------|-----------|
| CSBCS0100 | 1" |
| CSBCS0125 | 1 1/4" |
| CSBCS0150 | 1 1/2" |
| CSBCS0200 | 2" |
| CSBCS0250 | 2 1/2" |
| CSBCS0300 | 3" |
| CSBCS0350 | 3 1/2" |
| CSBCS0400 | 4" |
| CSBCS0500 | 5" |
| CSBCS0600 | 6" |
| CSBCS0800 | 8" |
| CSBCS1000 | 10" |
| CSBCS1200 | 12" |

SEISMIC BRACING SYSTEMS

Rigid Bracing

RIVET HEAD SHEAR BOLT

- One wrench size fits all required hardware, eliminating the need to change tools



| Part # | Product |
|---|--|
| CSBSB50EG | Steel Flange Adapter, Steel Flange Adapter Assembly, Adjustable I-Beam Adapter |
| CSBUB62EG | Strut Seismic Hinge Bracket Assembly, Trapeze Sway Brace, Strut, Universal Structural Bracket, Strut Brace |
| Material: Steel – Finish: Electrogalvanized | |
| CSBSBR50EG | Trapeze Sway Brace, Pipe, Universal Structural Bracket, Universal Sway Brace |

SHEAR NUT



Material: Steel
Finish: Electrogalvanized

| Part # | Product |
|-----------|---|
| CSBHN50EG | Universal Sway Brace |
| CSBLN50EG | Universal Sway Brace |
| CSBSN37EG | Adjustable I-Beam Adapter, Trapeze Sway Brace, Pipe, Trapeze Sway Brace, Strut, |

Reference



REFERENCE

Convenient Sizing Information

RIGID STEEL CONDUIT (Heavy-, or thick-Wall Conduit)

| Nominal Conduit Size | Outside Diameter | Nominal Inside Diameter | Minimum Wt. Per 100 Ft. With Couplings Attached | Weight Of Conduit & Conductors Per 100 Ft. |
|----------------------|------------------|-------------------------|---|--|
| 3/8" | 0.675 in. | 0.493 in. | 51.5 lbs. | 65.1 lbs. |
| 1/2" | 0.840 in. | 0.632 in. | 79.0 lbs. | 101.1 lbs. |
| 3/4" | 1.050 in. | 0.836 in. | 105.0 lbs. | 145.8 lbs. |
| 1" | 1.315 in. | 1.063 in. | 153.0 lbs. | 219.3 lbs. |
| 1 1/4" | 1.660 in. | 1.394 in. | 201.0 lbs. | 318.3 lbs. |
| 1 1/2" | 1.900 in. | 1.624 in. | 249.0 lbs. | 408.8 lbs. |
| 2" | 2.375 in. | 2.083 in. | 332.0 lbs. | 593.8 lbs. |
| 2 1/2" | 2.875 in. | 2.489 in. | 527.0 lbs. | 901.0 lbs. |
| 3" | 3.500 in. | 3.090 in. | 682.6 lbs. | 1259.0 lbs. |
| 3 1/2" | 4.000 in. | 3.570 in. | 831.0 lbs. | 1604.0 lbs. |
| 4" | 4.500 in. | 4.050 in. | 972.3 lbs. | 1967.0 lbs. |

INTERMEDIATE METAL CONDUIT

| Nominal Conduit Size | Outside Diameter | Nominal Inside Diameter | Minimum Wt. Per 100 Ft. With Couplings Attached | Weight Of Conduit & Conductors Per 100 Ft. |
|----------------------|------------------|-------------------------|---|--|
| 1/2" | 0.815 in. | 0.745 in. | 60.0 lbs. | 82.1 lbs. |
| 3/4" | 1.029 in. | 0.954 in. | 82.0 lbs. | 122.8 lbs. |
| 1" | 1.290 in. | 1.205 in. | 116.0 lbs. | 182.3 lbs. |
| 1 1/4" | 1.638 in. | 1.553 in. | 150.0 lbs. | 267.3 lbs. |
| 1 1/2" | 1.883 in. | 1.793 in. | 182.0 lbs. | 341.8 lbs. |
| 2" | 2.360 in. | 2.266 in. | 242.0 lbs. | 503.8 lbs. |
| 2 1/2" | 2.857 in. | 2.727 in. | 401.0 lbs. | 775.0 lbs. |
| 3" | 3.476 in. | 3.346 in. | 493.0 lbs. | 1069.0 lbs. |
| 3 1/2" | 3.971 in. | 3.841 in. | 573.0 lbs. | 1346.0 lbs. |
| 4" | 4.466 in. | 4.336 in. | 638.0 lbs. | 1632.0 lbs. |

ELECTRICAL METALLIC TUBING (EMT) – (Thin-Wall Conduit)

| Nominal Conduit Size | Outside Diameter | Nominal Inside Diameter | Minimum Wt. Per 100 Ft. With Couplings Attached | Weight Of Conduit & Conductors Per 100 Ft. |
|----------------------|------------------|-------------------------|---|--|
| 3/8" | 0.577 in. | 0.493 in. | 23.0 lbs. | 36.6 lbs. |
| 1/2" | 0.706 in. | 0.622 in. | 28.5 lbs. | 50.6 lbs. |
| 3/4" | 0.922 in. | 0.824 in. | 43.5 lbs. | 84.3 lbs. |
| 1" | 1.163 in. | 1.049 in. | 64.0 lbs. | 130.3 lbs. |
| 1 1/4" | 1.510 in. | 1.380 in. | 95.0 lbs. | 212.3 lbs. |
| 1 1/2" | 1.740 in. | 1.610 in. | 110.0 lbs. | 269.8 lbs. |
| 2" | 2.197 in. | 2.067 in. | 140.0 lbs. | 401.8 lbs. |
| 2 1/2" | 2.875 in. | 2.731 in. | 205.0 lbs. | 579.0 lbs. |
| 3" | 3.500 in. | 3.356 in. | 250.0 lbs. | 826.3 lbs. |
| 3 1/2" | 4.000 in. | 3.834 in. | 325.0 lbs. | 1098.0 lbs. |
| 4" | 4.500 in. | 4.334 in. | 370.0 lbs. | 1364.0 lbs. |

Dimensions taken from ANSI™ C80.3-1977.

Conduit plus weight of heaviest conductor combination as specified by the National Electrical Code. ANSI is a trademark of American National Standards Institute, Inc.

REFERENCE

Convenient Sizing Information

RIGID ALUMINUM CONDUIT

| Nominal Conduit Size | Outside Diameter | Nominal Inside Diameter | Minimum Wt. Per 100 Ft. With Couplings Attached | Weight Of Conduit & Conductors Per 100 Ft. |
|----------------------|------------------|-------------------------|---|--|
| 1/2" | 0.840 in. | 0.632 in. | 27.4 lbs. | 49.5 lbs. |
| 3/4" | 1.050 in. | 0.836 in. | 36.4 lbs. | 77.2 lbs. |
| 1" | 1.315 in. | 1.063 in. | 53.0 lbs. | 119.3 lbs. |
| 1 1/4" | 1.660 in. | 1.394 in. | 69.6 lbs. | 186.9 lbs. |
| 1 1/2" | 1.900 in. | 1.624 in. | 82.2 lbs. | 242.0 lbs. |
| 2" | 2.375 in. | 2.083 in. | 115.7 lbs. | 377.5 lbs. |
| 2 1/2" | 2.875 in. | 2.489 in. | 182.5 lbs. | 556.5 lbs. |
| 3" | 3.500 in. | 3.090 in. | 238.9 lbs. | 815.2 lbs. |
| 3 1/2" | 4.000 in. | 3.570 in. | 287.7 lbs. | 1061.0 lbs. |
| 4" | 4.500 in. | 4.050 in. | 340.0 lbs. | 1334.0 lbs. |
| 5" | 5.563 in. | 5.073 in. | 465.4 lbs. | 2028.0 lbs. |
| 6" | 6.625 in. | 6.093 in. | 612.5 lbs. | 2870.0 lbs. |

Dimensions taken from ANSI™ C80.5-1977. Conduit plus weight of heaviest conductor combination as specified by the National Electrical Code.

SCHEDULE 40 PVC PLASTIC PIPE

| Nominal Pipe Size | Outside Diameter | Wall Thickness | Weight Of Pipe | Weight Of Water |
|-------------------|------------------|----------------|----------------|-----------------|
| 1/8" | .405 in. | .068 in. | .04 lbs./ft. | .02 lbs./ft. |
| 1/4" | .540 in. | .088 in. | .07 lbs./ft. | .04 lbs./ft. |
| 3/8" | .675 in. | .091 in. | .10 lbs./ft. | .08 lbs./ft. |
| 1/2" | .840 in. | .109 in. | .15 lbs./ft. | .1 lbs./ft. |
| 3/4" | 1.050 in. | .113 in. | .2 lbs./ft. | .2 lbs./ft. |
| 1" | 1.315 in. | .133 in. | .3 lbs./ft. | .4 lbs./ft. |
| 1 1/4" | 1.660 in. | .140 in. | .4 lbs./ft. | .6 lbs./ft. |
| 1 1/2" | 1.900 in. | .145 in. | .5 lbs./ft. | .9 lbs./ft. |
| 2" | 2.375 in. | .154 in. | .6 lbs./ft. | 1.4 lbs./ft. |
| 2 1/2" | 2.875 in. | .203 in. | 1.0 lbs./ft. | 2.1 lbs./ft. |
| 3" | 3.500 in. | .216 in. | 1.3 lbs./ft. | 3.2 lbs./ft. |
| 3 1/2" | 4.000 in. | .226 in. | 1.6 lbs./ft. | 4.3 lbs./ft. |
| 4" | 4.500 in. | .237 in. | 1.9 lbs./ft. | 5.5 lbs./ft. |

ANSI is a trademark of American National Standards Institute, Inc.

REFERENCE

Convenient Sizing Information

ALL THREADED ROD (ATR)

| Nominal Size and Thread | Root Area | | Design Load (SF = 5) | |
|-------------------------|------------------------|-----------------------|----------------------|---------|
| 1/4" - 20 | 0.027 in. ² | 0.174 cm ² | 240 lbs. | 1.07 kN |
| 5/16" - 18 | 0.045 in. ² | 0.290 cm ² | 400 lbs. | 1.78 kN |
| 3/8" - 16 | 0.068 in. ² | 0.438 cm ² | 610 lbs. | 2.71 kN |

Dimensions taken from ANSI™ B1.1-1982 Unified Inch Screw Threads.

All threads are UNCR series.

Tabulated loads are based on an allowable tensile stress of 12000 psi (82.7 MPa) reduced by 25% resulting in 9000 psi (62 MPa). From ANSI®/MSS SP-58, Table 3. ANSI is a trademark of American National Standards Institute, Inc.

MC CABLE

| AWG Size | Nominal Outer Diameter in Inches | |
|------------|----------------------------------|-------------|
| | Insulated Ground | Bare Ground |
| 14-2 Solid | .450 | .430 |
| 14-3 Solid | .480 | .435 |
| 14-4 Solid | .510 | .485 |
| 12-2 Solid | .495 | .465 |
| 12-3 Solid | .530 | .500 |
| 12-4 Solid | .565 | .560 |
| 10-2 Solid | .560 | .520 |
| 10-3 Solid | .600 | .550 |
| 10-4 Solid | .645 | .615 |
| 8-2 Strd. | .710 | .675 |
| 8-3 Strd. | .770 | .710 |
| 8-4 Strd. | .835 | .770 |
| 6-2 Strd. | .795 | .755 |
| 6-3 Strd. | .865 | .800 |
| 6-4 Strd. | .945 | .865 |
| 4-2 Strd. | .945 | .895 |
| 4-3 Strd. | 1.035 | .945 |
| 4-4 Strd. | 1.135 | 1.035 |
| 2-2 Strd. | 1.075 | 1.015 |
| 2-3 Strd. | 1.180 | 1.075 |
| 2-4 Strd. | 1.295 | 1.180 |

REFERENCE

Convenient Sizing Information

AC CABLE

| Type Of Armored Cable | Type Of Circuit Conductor | AWG Size Of Circuit Conductors | Minimum External Diameter of Armor (Inches) | | | | | |
|-----------------------|---------------------------|--------------------------------|--|--|---|---|-------|----------|
| | | | Cable with Two Circuit Conductors and No Grounding Conductor | Cable with Three Circuit Conductors and No Grounding Conductor and Cable with Two Circuit Conductors and a Grounding Conductor | Cable with Four Circuit Conductors and No Grounding Conductor and Cable with Three Circuit Conductors and a Grounding Conductor | Cable with Four Circuit Conductors and No Grounding Conductor and Cable with Three Circuit Conductors and a Grounding Conductor | Solid | Stranded |
| ACTMM | THHN | 14 | 0.433 | 0.453 | 0.486 | 0.522 | 0.486 | 0.522 |
| | | 12 | 0.467 | 0.489 | 0.520 | 0.545 | 0.520 | 0.545 |
| | | 10 | 0.476 | 0.500 | 0.541 | 0.587 | 0.541 | 0.587 |
| | | 8 | 0.570 | 0.604 | 0.654 | 0.714 | 0.654 | 0.714 |
| | | 6 | 0.700 | 0.739 | 0.807 | 0.882 | 0.739 | 0.807 |
| | | 4 | 0.836 | 0.885 | 0.970 | 1.066 | 0.885 | 0.970 |
| | | 2 | 0.956 | 1.014 | 1.115 | 1.228 | 1.014 | 1.115 |
| | | | | | | | | |

REFERENCE

The nVent CADDY Fastener Story

QUALITY CONTROL

Fasteners, manufactured by nVent CADDY, are produced from spring steel, galvanized steel, plastic, as well as other materials. We are known in the industry as a leader in the design and production of Spring Steel Fasteners. The following is the story of how we manufacture these quality Spring Steel Fasteners.

MANUFACTURING

The steel for Fasteners is procured in mill lots to AISI and nVent Standards; other materials are equally controlled.

LOAD RATING

Fasteners are designed with two load limits:

- 1) Static load limit is a rated stationary load limit for a fastener. nVent Standards require that test samples with stand a load equal to three times this catalog rating.
- 2) The ultimate static load limit is the rated stationary load limit which, if exceeded, may cause failure of the fastener. nVent Standards require that test samples with stand this catalog rating. Some Fasteners also are designed with an undefined rating and are to be used for positioning only with no loading on them.
- 3) Applications and load ratings may change without notice. Refer to instruction sheet in box or contact nVent for current load and application information.

Static load limit and ultimate static load limit values specify maximum allowable installed loads for user applications. These values are for loads applied VERTICALLY to the normal fastener installation except as may be diagrammed otherwise. Where the load rating of the Fastener exceeds that of the structural member, the lowest rated item must set the load limit.

NOTE: Fasteners are intended for support of electrical components at stationary loads. Not to be used for dynamic loads such as fluid and gas distribution components, etc.

IMPORTANT

Fasteners used with wire, rod, or threaded rod are designed for use with coarse round wire, hot rolled carbon steel bar, cold rolled carbon steel bar and threaded rod all meeting AISI specifications and tolerances.

REFERENCE

The nVent CADDY Fastener Story

QUALITY ASSURANCE

Incoming steel is sampled and inspected for conformance to AISI specifications and nVent Standards. Test fixtures and procedures for development and quality control are designed to simulate normal field applications. Fasteners are tested, on a sample basis, to nVent Standards by certified inspectors. Testing of specific quantities of Fasteners to destruction in special statistical audits ensures a continuous high level of quality.

HEAT TREATING

nVent CADDY Spring Steel Fasteners are heat treated in modern shaker hearth furnaces. Precision controls maintain heat treat operations within the established limits developed by nVent for Fasteners. nVent Standards incorporate consideration of fastener material and application.

Fasteners are conveyed directly from the high temperature furnace to the quench tank, through a cleaning cycle and into the tempering furnace. The complete heat treat cycle is automatically controlled.

PRODUCTION PRESSES

Fasteners are produced with modern presses and precision tooling. Presses and tools are designed for close tolerance stamping.

RESEARCH AND DEVELOPMENT

nVent Research and Development department is constantly working on new Fasteners and, at the same time, improving the present line. Starting with six basic Fasteners, the line now has several hundred basic types. The majority of the Fastener line is the result of nVent development of Fasteners to provide a solution for a customer's problem.

NOTE: Special applications not specified MUST be submitted to nVent for engineering approval and load rating.

All cULus Listed Fasteners meet the requirements of one of the following UL standards: UL1565, UL2239 or UL514B.

REFERENCE

Materials & Finishes

MATERIALS – METALS

Steel

Steel is an alloy of iron and other elements, the most common being Carbon. Varying the amount of alloying elements and the form of their presence in the steel controls qualities such as the hardness, ductility, tensile strength and corrosion resistance of the resulting steel.

Stainless Steel

Stainless Steel is an alloy of iron and carbon that is more resistant to rust, staining and corrosion than regular steel.

Stainless Steel 304 (1.4301)

The most familiar stainless steel is Type 304, containing 18-20% chromium and 8-10% nickel.

- Also referred to as 'A2'

Stainless Steel 316 (1.4401)

The second most common stainless steel is 316, also called marine grade stainless, used primarily for its increased resistance to corrosion.

- Also referred to as 'A4'

Spring Steel

Spring steel is an alloy of iron and Carbon. Spring steel alloys can be easily formed into complex shapes, and then heat-treated to greatly increase strength.

*Note: Spring steel Fasteners are for indoor use in non-corrosive environments. Mild steel Fasteners can be used outdoors in humid or mildly corrosive environments. Not to be used in certain areas such as over indoor pools, etc.

Stainless Spring Steel 301

A highly ductile steel used on formed products that hardens rapidly during mechanical working. Stainless 301 has better wear resistance and fatigue strength than Stainless 304 or standard Spring Steel.

Cast Iron

Cast Iron is a commercial alloy of iron, carbon and silicon that is cast in a mold. This results in a product that is hard, brittle, non-malleable and incapable of being hammer-welded but more easily fusible than steel.

REFERENCE

Materials & Finishes

MATERIALS – PLASTICS AND RUBBERS

Plastics versus thermosets

- Thermoplastics will melt and flow when heated.
- Thermosets have undergone an irreversible chemical reaction and additional heat will not melt them further.

Polyethylene (PE)

Polyethylene is a tough, light, flexible synthetic resin and is the most common thermoplastic. Many different grades exist with a broad range of physical properties.

Polypropylene (PP)

Polypropylene is a thermoplastic that is light, rugged and resistant to many chemical solvents, bases and acids. It is typically tough and flexible.

Polyvinyl Chloride (PVC)

Polyvinyl chloride (abbreviated PVC), is a thermoplastic made from a tough, chemically resistant synthetic resin. Unplasticized PVC is stiff and strong, but can be made softer and more flexible by the addition of plasticizers.

EPDM Rubber

EPDM (Ethylene Propylene Diene Monomer) is a thermoset elastomer that is inherently resistant to ozone, water and weather, and characterized by a wide range of applications.

SBR Rubber

SBR (Styrene Butadiene Rubber) is the most common type of synthetic rubber. This thermoset has good abrasion resistance, flexibility, and aging stability when protected by additives.

Nylon

Nylon is part of a family of thermoplastics known generically as polyamides. It is generally characterized by its durability, high elongation and excellent abrasion resistance.

Polyamide

See nylon

Xenoy

Xenoy is a thermoplastic blend that offers good chemical resistance, great impact resistance (even at low temperatures), and some heat resistance in conditions that require a high degree of toughness.

Polyisocyanurate

Polyisocyanurate (also called PIR, polyiso, or ISO) is a cellular, thermoset that is typically produced as a foam and used in rigid thermal insulation. As a result of its excellent thermal insulating efficiency, polyiso foam has become the standard for low temperature insulation applications.

Hydrous Calcium Silicate

Hydrous calcium silicate is an asbestos-free insulating material that can be molded into rigid shapes and forms for applications where precise temperature control, personnel protection and energy savings are required.

REFERENCE

Materials & Finishes

FINISHES

Painted

Paint is any liquid composition, which after application to a surface in a thin layer, is converted to a solid film. It is most commonly used to protect, color or provide texture to objects.

nVent CADDY ARMOUR

The Armour coating system features bi-metallic corrosion protection with an inorganic basecoat for sacrificial protection and an organic topcoat for barrier protection. The nVent standard for Armour includes at least 1,000 hours resistance against red rust when tested per the ASTM B117 and DIN 50021 salt spray tests. Armour is RoHS compliant.

Electro-galvanized (EG)

ASTM B633

This corrosion protective coating is applied after the fabrication of steel or malleable iron parts and uses an electrolytic plating process that deposits zinc. A second passivation coating of chromate is then applied for additional protection. Zinc electroplate products are recommended for indoor and mildly corrosive applications.

Pre-galvanized Zinc (PG)

ASTM A653/A653M

Pre-galvanized zinc is produced by continuously rolling steel coils or sheets through molten zinc at the mills. The coils or sheets are slit to size and fabricated by forming, shearing or punching to produce the finished product. During fabrication cut edges are not generally zinc coated; however, the zinc near the uncoated metal

becomes a sacrificial anode to protect the bare areas.

Pre-galvanized zinc products are generally recommended for indoor use on mildly corrosive environments.

Hot Dip Galvanized Zinc (HDG)

ASTM A123

After a product has finished its fabrication process, it is dipped into a bath of molten zinc. The zinc completely coats all edges and surfaces. Zinc thickness is controlled by the time the part is immersed in the molten zinc bath. Hot dip galvanized zinc products are recommended for indoor, outdoor and mildly corrosive environments.

Black Oxide

ASTM D769

Black oxide or blackening is a conversion coating for ferrous materials, copper and copper based alloys, zinc, powdered metals, and silver solder. It is used to add mild corrosion resistance and for appearance.

Copper Electro-Plated

Copper plating is the process in which a thin layer of copper is deposited on an item via an electric current.

Epoxy Powder Coated

Epoxy powder coating is applied electrostatically as a free-flowing, dry powder and finished by curing under heat to form a "skin". It is typically used to create a durable, hard wearing finish that is tougher than conventional paint.

Index

| Part No. | Page | Part No. | Page | Part No. | Page |
|-------------|------|-------------|------|-------------|------|
| 0070050EG | 342 | 0350087PL | 149 | 0506210EG | 146 |
| 0070075EG | 342 | 035RS0600EG | 112 | 0506210PL | 147 |
| 0070100EG | 342 | 035RS0800EG | 112 | 0506212EG | 146 |
| 0070125EG | 342 | 035RS1000EG | 112 | 0506212PL | 147 |
| 0070150EG | 342 | 035RS1200EG | 112 | 0507506EG | 146 |
| 0070200EG | 342 | 035RS1400EG | 112 | 0507506PL | 147 |
| 0100025EG | 155 | 035RS1600EG | 112 | 0507510EG | 146 |
| 0100025PL | 155 | 035RS1800EG | 112 | 0507510PL | 147 |
| 0100037EG | 155 | 0370037EG | 127 | 0507512EG | 146 |
| 0100037PL | 155 | 0370050EG | 127 | 0507512PL | 147 |
| 0100050EG | 155 | 0380037EG | 128 | 0508706EG | 146 |
| 0100050PL | 155 | 0403706PL | 157 | 0508706PL | 147 |
| 0100062EG | 155 | 0403708PL | 157 | 0508710EG | 146 |
| 0100062PL | 155 | 0413704PL | 152 | 0508710PL | 147 |
| 0100075EG | 155 | 0413706PL | 152 | 0508712EG | 146 |
| 0100075PL | 155 | 0413708PL | 152 | 0508712PL | 147 |
| 0100087EG | 155 | 0413710PL | 152 | 0513702PL | 147 |
| 0100087PL | 155 | 0415004PL | 152 | 0513703PL | 147 |
| 010H0037EG | 156 | 0415006PL | 152 | 0513704PL | 147 |
| 010H0037PL | 156 | 0415008PL | 152 | 0513705PL | 147 |
| 010H0050EG | 156 | 0415010PL | 152 | 0513706PL | 147 |
| 010H0050PL | 156 | 0422515EG | 153 | 080750450PL | 157 |
| 010H0062EG | 156 | 0422520EG | 153 | 122 | 115 |
| 010H0075EG | 156 | 0423710EG | 153 | 123 | 116 |
| 010H0075PL | 156 | 0423715EG | 153 | 350 | 188 |
| 010H0087EG | 156 | 0423720EG | 153 | 449 | 193 |
| 0110025EG | 156 | 0423725EG | 153 | 459 | 203 |
| 0110025PL | 156 | 0423730EG | 153 | 512 | 325 |
| 0110037EG | 156 | 0423740EG | 153 | 515 | 310 |
| 0110037PL | 156 | 0425015EG | 153 | 520 | 312 |
| 0110050EG | 156 | 0425020EG | 153 | 528 | 313 |
| 0110050PL | 156 | 0425025EG | 153 | 708 | 138 |
| 0110062EG | 156 | 0425030EG | 153 | 740 | 158 |
| 0110062PL | 156 | 0425040EG | 153 | 766 | 182 |
| 0110075EG | 156 | 0431602EG | 153 | 770 | 319 |
| 0110075PL | 156 | 0470025PL | 150 | 771 | 319 |
| 0110087EG | 156 | 0470037PL | 150 | 781 | 205 |
| 0120025EG | 157 | 0470050PL | 150 | 51212 | 325 |
| 0120037EG | 157 | 0470062PL | 150 | 51220 | 325 |
| 0120050EG | 157 | 0470075PL | 150 | 51230 | 325 |
| 0250025EG | 148 | 0470087PL | 150 | 70824 | 121 |
| 0250037EG | 148 | 0501010EG | 146 | 70858 | 121 |
| 0250050EG | 148 | 0501010PL | 147 | 122708 | 122 |
| 0250062EG | 148 | 0502506EG | 146 | 389001 | 339 |
| 0250075EG | 148 | 0502506PL | 147 | 389002 | 339 |
| 0250087EG | 148 | 0502510EG | 146 | 389003 | 339 |
| 025R3725EG | 148 | 0502510PL | 147 | 389004 | 339 |
| 025R5037EG | 148 | 0502512EG | 146 | 389005 | 339 |
| 025R6250EG | 148 | 0502512PL | 147 | 389006 | 339 |
| 0260037PL | 149 | 0503706EG | 146 | 389007 | 339 |
| 0260050PL | 149 | 0503706PL | 147 | 389008 | 339 |
| 0260062PL | 149 | 0503710EG | 146 | 389009 | 339 |
| 0260075PL | 149 | 0503710PL | 147 | 389011 | 339 |
| 0260087PL | 149 | 0503712EG | 146 | 389012 | 339 |
| 034SL0600EG | 112 | 0503712PL | 147 | 389013 | 339 |
| 034SL0800EG | 112 | 0505006EG | 146 | 389014 | 339 |
| 034SL1000EG | 112 | 0505006PL | 147 | 389015 | 339 |
| 034SL1200EG | 112 | 0505010EG | 146 | 389016 | 340 |
| 034SL1400EG | 112 | 0505010PL | 147 | 389017 | 339 |
| 0350037PL | 149 | 0505012EG | 146 | 389018 | 339 |
| 0350050PL | 149 | 0505012PL | 147 | 389069 | 340 |
| 0350062PL | 149 | 0506206EG | 146 | 389071 | 340 |
| 0350075PL | 149 | 0506206PL | 147 | 708912 | 121 |

Index

| Part No. | Page | Part No. | Page | Part No. | Page |
|-------------|------|-----------|------|------------|------|
| 1224TI | 122 | 16P | 84 | 3000075PL | 102 |
| 1226A | 121 | 16P16P | 87 | 3000087EG | 102 |
| 1226T | 122 | 16P24 | 46 | 3000087PL | 102 |
| 1226TI | 122 | 16P24SM | 46 | 300C3706EG | 110 |
| 12312P | 73 | 16P4I | 84 | 300C3708EG | 110 |
| 12316M | 72 | 16P58 | 46 | 300C3710EG | 110 |
| 12316P | 73 | 16P58SM | 46 | 300C3712EG | 110 |
| 12320M | 72 | 16P912 | 46 | 300C3714EG | 110 |
| 1236M | 72 | 16P912SM | 46 | 300C3716EG | 110 |
| 123812M | 72 | 16PATA | 318 | 300C3718EG | 110 |
| 1238P | 73 | 16PATS | 318 | 300C5008EG | 110 |
| 12D15L | 323 | 16PF | 195 | 300C5010EG | 110 |
| 12P | 84 | 16PSF | 61 | 300C5012EG | 110 |
| 12P12P | 87 | 16PZSF | 62 | 300C5014EG | 110 |
| 12P16P | 87 | 2000037EG | 108 | 300C5016EG | 110 |
| 12P24 | 46 | 2000037PL | 108 | 300C6206EG | 110 |
| 12P24SM | 46 | 200RS375 | 109 | 300C6208EG | 110 |
| 12P4I | 84 | 200RS500 | 109 | 300C6210EG | 110 |
| 12P58 | 46 | 20D15L | 323 | 300C6212EG | 110 |
| 12P58SM | 46 | 20M | 85 | 300C6214EG | 110 |
| 12P912 | 46 | 20M24 | 48 | 300C7506EG | 110 |
| 12P912SM | 46 | 20M24SM | 49 | 300C7508EG | 110 |
| 12PATA | 318 | 20M4I | 85 | 300C7510EG | 110 |
| 12PATS | 318 | 20M58 | 48 | 300C7514EG | 110 |
| 12PF | 195 | 20M58SM | 49 | 300C8706EG | 110 |
| 12PSF | 61 | 20M912 | 48 | 300C8708EG | 110 |
| 12PZSF | 62 | 20M912SM | 49 | 300C8714EG | 110 |
| 1450037EG | 166 | 20MCPNAM | 66 | 304B2 | 198 |
| 1450050EG | 166 | 20MF | 194 | 3050037S4 | 104 |
| 1616M | 87 | 20MTDH | 65 | 3050050S4 | 104 |
| 1620M | 87 | 24M | 85 | 3100037EG | 103 |
| 1624M | 87 | 24M24 | 48 | 3100037PL | 103 |
| 1632M | 87 | 24M24SM | 49 | 3100050EG | 103 |
| 166M | 87 | 24M4I | 85 | 3100050PL | 103 |
| 16812M | 87 | 24M58 | 48 | 3150037EG | 115 |
| 16D15L | 323 | 24M58SM | 49 | 3150037PL | 115 |
| 16M | 85 | 24M912 | 48 | 320W0037PL | 128 |
| 16M24 | 48 | 24M912SM | 49 | 320W0050PL | 128 |
| 16M24SM | 49 | 24MCPNAM | 66 | 320W0062PL | 128 |
| 16M4I | 85 | 24MTDH | 65 | 320W0075PL | 128 |
| 16M58 | 48 | 2B15LS | 324 | 320W0087PL | 128 |
| 16M58SM | 49 | 2BR12 | 264 | 320W0100PL | 128 |
| 16M912 | 48 | 2BR20 | 264 | 3250037EG | 125 |
| 16M912SM | 49 | 2BR32 | 264 | 3250037PL | 125 |
| 16MATA | 317 | 2BR8 | 264 | 3250050EG | 125 |
| 16MATS | 317 | 2BRT12 | 263 | 3250050PL | 125 |
| 16MB18 | 95 | 2BRT20 | 263 | 3250062EG | 125 |
| 16MB1824 | 93 | 2BRT32 | 263 | 3250062PL | 125 |
| 16MB1824CO | 94 | 2BRT8 | 263 | 3250075EG | 125 |
| 16MB1858 | 93 | 2EBN | 151 | 3250075PL | 125 |
| 16MB1858CO | 94 | 2FMP28 | 264 | 3250087EG | 125 |
| 16MB186 | 95 | 2G9 | 332 | 3250087PL | 125 |
| 16MB186CO | 96 | 2G9S10 | 332 | 3270037EG | 126 |
| 16MB18A | 91 | 2G9S10WB | 332 | 3270037PL | 126 |
| 16MB18ACO | 92 | 2G9WB | 332 | 3270050EG | 126 |
| 16MB18CO | 96 | 2H4 | 119 | 3270050PL | 126 |
| 16MB18CPNAM | 97 | 3000037EG | 102 | 3280037EG | 126 |
| 16MB18TDH | 98 | 3000037PL | 102 | 3280037PL | 126 |
| 16MCPNAM | 66 | 3000050EG | 102 | 3280050PL | 126 |
| 16MF | 194 | 3000050PL | 102 | 3290037EG | 127 |
| 16MSF | 59 | 3000062EG | 102 | 32M | 85 |
| 16MTDH | 65 | 3000062PL | 102 | 32M24 | 48 |
| 16MZSF | 60 | 3000075EG | 102 | 32M24SM | 49 |

Index

| Part No. | Page | Part No. | Page | Part No. | Page |
|------------|------|------------|------|------------|------|
| 32M4I | 85 | 4H912SS | 119 | 6M3B18ACO | 93 |
| 32M58 | 48 | 4J2438 | 125 | 6M3B18CO | 96 |
| 32M58SM | 49 | 4J2438S | 125 | 6M4I | 85 |
| 32M912 | 48 | 4LCB | 324 | 6M58 | 48 |
| 32M912SM | 49 | 4NJ2438 | 125 | 6M58SM | 49 |
| 35012P | 194 | 4TGS | 334 | 6M912 | 48 |
| 35016M | 193 | 4TI | 140 | 6M912SM | 49 |
| 35016P | 194 | 4TI24 | 119 | 6MATA | 317 |
| 350812M | 193 | 4TI58 | 119 | 6MATS | 317 |
| 3508P | 194 | 4TI912 | 119 | 6MB18 | 95 |
| 3520100PL | 133 | 4TIAFAB3 | 142 | 6MB1824 | 93 |
| 3520200PL | 133 | 4TIB | 141 | 6MB1824CO | 94 |
| 3520300PL | 133 | 4TIBSF | 141 | 6MB1858 | 93 |
| 3600037PL | 113 | 4TIO | 142 | 6MB1858CO | 94 |
| 3600050PL | 113 | 4TW | 152 | 6MB186 | 95 |
| 3600062PL | 113 | 4WN | 334 | 6MB186CO | 96 |
| 3600075PL | 113 | 4Z34 | 145 | 6MB18A | 91 |
| 3600087PL | 113 | 4Z3412P | 78 | 6MB18ACO | 92 |
| 3650037CP | 132 | 4Z3416M | 78 | 6MB18CO | 96 |
| 3650037EG | 132 | 4Z3416P | 78 | 6MB18CPNAM | 97 |
| 3650037PL | 132 | 4Z346M | 78 | 6MB18TDH | 98 |
| 365M0037CP | 133 | 4Z34812M | 78 | 6MCPNAM | 66 |
| 365M0037EG | 133 | 4Z348P | 78 | 6MF | 194 |
| 365M0037PL | 133 | 4Z34BP | 145 | 6MSF | 59 |
| 365M0050CP | 133 | 4Z4S | 145 | 6MTDH | 65 |
| 365M0050EG | 133 | 510HD | 328 | 6MZSF | 60 |
| 365M0050PL | 133 | 510HDTC | 328 | 6NJ2438 | 125 |
| 4ACS | 314 | 51220A | 326 | 6T | 140 |
| 4B15L | 323 | 512A | 326 | 6TA24 | 119 |
| 4B15LS | 324 | 512ATC | 326 | 6TA58 | 119 |
| 4B2LS | 324 | 512HD | 326 | 6TA912 | 119 |
| 4BRT20 | 263 | 512HDBP | 326 | 6TAFAB3 | 142 |
| 4BRT20WS | 263 | 512HDBPTC | 326 | 6TB | 141 |
| 4BRT32 | 263 | 512HDEEP | 326 | 6TI | 140 |
| 4BRT32WS | 263 | 512HDEEPTC | 326 | 6TI24 | 119 |
| 4BRT64 | 263 | 512HDFM35 | 320 | 6TI58 | 119 |
| 4EBN | 151 | 512HDFM70 | 320 | 6TI912 | 119 |
| 4G16 | 330 | 512HDTC | 326 | 6TIAFAB3 | 142 |
| 4G161 | 330 | 512HDXT | 328 | 6TIB | 141 |
| 4G1615 | 330 | 512TC | 325 | 6TIBSF | 141 |
| 4G162 | 330 | 515A | 310 | 6TIO | 142 |
| 4G162WH | 330 | 515AWHA | 310 | 6TO | 142 |
| 4G16H | 330 | 517A | 311 | 6W | 152 |
| 4G16HWH | 330 | 517B | 311 | 6Z34 | 145 |
| 4G16LN | 329 | 517C | 311 | 6Z3412P | 78 |
| 4G16LS | 329 | 517FCA | 311 | 6Z3416M | 78 |
| 4G16WH | 330 | 517FCB | 311 | 6Z3416P | 78 |
| 4G24 | 331 | 517FCC | 311 | 6Z346M | 78 |
| 4G8 | 332 | 52812P | 314 | 6Z34812M | 78 |
| 4G8S7 | 332 | 52816P | 314 | 6Z348P | 78 |
| 4G8S7WH | 332 | 5288P | 314 | 6Z34VF14 | 99 |
| 4G8WB | 332 | 6A | 136 | 6Z4S | 145 |
| 4G8WH | 332 | 6A24 | 120 | 708AB | 139 |
| 4G8WHWB | 332 | 6A58 | 120 | 708AFAB3 | 140 |
| 4G9 | 331 | 6A912 | 120 | 708AO | 140 |
| 4G9LS | 331 | 6AB | 137 | 708SF | 139 |
| 4H1318 | 119 | 6AFAB3 | 138 | 766A | 183 |
| 4H24 | 119 | 6AO | 137 | 766PM | 183 |
| 4H2477036 | 319 | 6ASF | 136 | 766PMD | 183 |
| 4H24SS | 119 | 6EBN | 151 | 812M | 85 |
| 4H58 | 119 | 6M | 85 | 812M1318 | 48 |
| 4H58SS | 119 | 6M24 | 48 | 812M24 | 48 |
| 4H912 | 119 | 6M24SM | 49 | 812M24SM | 49 |

Index

| Part No. | Page | Part No. | Page | Part No. | Page |
|--------------|------|----------------|------|----------------|------|
| 812M4I | 85 | A14H2000PG | 369 | A1SF1G | 168 |
| 812M58 | 48 | A1B1624 | 176 | A1SF1GBUSP250 | 168 |
| 812M58SM | 49 | A1B1624SP250 | 176 | A1SF1GS | 168 |
| 812M6MB18CO | 96 | A1BDON | 174 | A1SF1GSBUSP250 | 168 |
| 812M912 | 48 | A1BFOG | 174 | A1SF1GSP250 | 168 |
| 812M912SM | 49 | A1BFOG40N | 175 | A1SF2G | 168 |
| 812MATA | 317 | A1BFOG40NAO | 175 | A1SF2GS | 168 |
| 812MATS | 317 | A1BFOGD0N | 175 | A1SF3G | 168 |
| 812MB18 | 95 | A1BFOGD0NS | 175 | A1SF4G | 168 |
| 812MB1824 | 93 | A1BFOGD0NTC | 175 | A1SFV1G | 169 |
| 812MB1824CO | 94 | A1BFOGS | 174 | A1SFV1GS | 169 |
| 812MB1858 | 93 | A1BFOGTC | 174 | A1SFV2G | 169 |
| 812MB1858CO | 94 | A1BF1G | 171 | A1SFV2GS | 169 |
| 812MB186 | 95 | A1BF1G41N | 172 | A3308AP100 | 154 |
| 812MB186CO | 96 | A1BF1G41NAO | 172 | AB | 144 |
| 812MB188Z | 95 | A1BF1G51N | 172 | AB375 | 144 |
| 812MB18A | 91 | A1BF1GD1N | 172 | ABSF | 143 |
| 812MB18ACO | 92 | A1BF1GD1NS | 172 | ABTSF | 143 |
| 812MB18CO | 96 | A1BF1GF1N | 172 | ADK421 | 373 |
| 812MB18CPNAM | 97 | A1BF1GS | 171 | ADK421GN | 373 |
| 812MB18S | 91 | A1BF2G | 171 | ADK421GY | 373 |
| 812MB18SCO | 92 | A1BF2G41N | 172 | ADK421RD | 373 |
| 812MB18TDH | 98 | A1BF2G41NAO | 172 | AF14 | 116 |
| 812MCPNAM | 66 | A1BF2G51N | 172 | AF144TI | 123 |
| 812MF | 194 | A1BF2GD1N | 172 | AF146A | 122 |
| 812MSF | 59 | A1BF2GD1NS | 172 | AF146T | 123 |
| 812MTDH | 65 | A1BF2GS | 171 | AF146TI | 123 |
| 812MZSF | 60 | A1BF3G | 171 | AF14708 | 123 |
| 8D15L | 323 | A1BF3G43N | 172 | AFAB3 | 144 |
| 8P | 84 | A1BF3G43NAO | 172 | AFAB4 | 144 |
| 8P12P | 87 | A1BF3G53N | 172 | AFAB6 | 144 |
| 8P16P | 87 | A1BF3GF3N | 172 | AMR1024DG | 179 |
| 8P24 | 46 | A1BF4G | 171 | AMR1224SG | 179 |
| 8P24SM | 46 | A1BFV1G | 173 | AO | 145 |
| 8P4I | 84 | A1BFV1GDV1N | 173 | AOL12P | 68 |
| 8P58 | 46 | A1BFV1GDV1NS | 173 | AOL16P | 68 |
| 8P58SM | 46 | A1BFV1GS | 173 | AOL812M | 67 |
| 8P8P | 87 | A1F1218 | 178 | AOL8P | 68 |
| 8P912 | 46 | A1FFOG | 178 | AR812 | 203 |
| 8P912SM | 46 | A1FFOGS | 178 | ATA4I | 315 |
| 8PATA | 318 | A1FFOGTC | 178 | ATS4I | 315 |
| 8PATS | 318 | A1FF1G | 177 | B18SBT18 | 92 |
| 8PF | 195 | A1FF1GS | 177 | B18SBT184Z | 95 |
| 8PSF | 61 | A1FF2G | 177 | B18SBT18CPNAM | 98 |
| 8PZSF | 62 | A1FF2GS | 177 | B18SBT18TDH | 99 |
| 8Z34 | 145 | A1FF3G | 177 | BC | 105 |
| 8Z34812M | 78 | A1FF4G | 177 | BC090900EG | 113 |
| 8Z4S | 145 | A1FFV1G | 176 | BC091200EG | 113 |
| A12AH200GN | 370 | A1FFV2G | 176 | BC091500EG | 113 |
| A12AH200PG | 370 | A1SD0G | 170 | BC100000EG | 106 |
| A12H0200HD | 369 | A1SDON | 170 | BC101500EG | 106 |
| A12H0400HD | 369 | A1SDONS | 170 | BC110000EG | 107 |
| A12H0500HD | 369 | A1SDONTC | 170 | BC120000EG | 107 |
| A12H0600HD | 369 | A1SD1N | 168 | BC12P | 47 |
| A12H1000GN | 369 | A1SD1NS | 168 | BC12PSM | 47 |
| A12H1000HD | 369 | A1SFOG | 170 | BC130025EG | 107 |
| A12H1000PG | 369 | A1SFOGBUSP250 | 170 | BC130037EG | 107 |
| A12H1000S4 | 369 | A1SFOGS | 170 | BC130050EG | 107 |
| A12H2000GN | 369 | A1SFOGSBUSP250 | 170 | BC130062EG | 107 |
| A12H2000PG | 369 | A1SFOGSP250 | 170 | BC140037EG | 108 |
| A14H1000GN | 369 | A1SFOGTC | 170 | BC140050EG | 108 |
| A14H1000PG | 369 | A1SF0N | 170 | BC140062EG | 108 |
| A14H2000GN | 369 | A1SF0NS | 170 | BC16A000EG | 386 |

Index

| Part No. | Page | Part No. | Page | Part No. | Page |
|-------------|------|---------------|------|---------------|------|
| BC16M | 51 | CAT1224SM | 251 | CAT21HP912 | 221 |
| BC16MSM | 51 | CAT124Z34 | 253 | CAT21HP912SM | 220 |
| BC16P | 47 | CAT1258 | 251 | CAT21HPAB | 229 |
| BC16PSM | 47 | CAT1258SM | 251 | CAT21HPAF14 | 224 |
| BC17A000EG | 385 | CAT126Z34 | 253 | CAT21HPAFAB3 | 230 |
| BC17D000EG | 385 | CAT128Z34 | 253 | CAT21HPAFAB4 | 230 |
| BC180037EG | 387 | CAT12912 | 251 | CAT21HPAFAB6 | 230 |
| BC180050EG | 387 | CAT12912SM | 251 | CAT21HPBA | 212 |
| BC200 | 105 | CAT12AB | 255 | CAT21HPBC | 217 |
| BC200000EG | 386 | CAT12AF14 | 252 | CAT21HPBC200 | 214 |
| BC200CDOB | 44 | CAT12AFAB3 | 255 | CAT21HPBC200B | 215 |
| BC200CD1B | 44 | CAT12BC | 249 | CAT21HPBC26 | 219 |
| BC200CD2.5B | 44 | CAT12BC200 | 250 | CAT21HPBCB | 218 |
| BC200CD2B | 44 | CAT12BC200B | 250 | CAT21HPBU | 213 |
| BC200CD3B | 44 | CAT12BCB | 250 | CAT21HPCD1B | 231 |
| BC200CD4B | 44 | CAT12CD1B | 252 | CAT21HPD1BC2 | 216 |
| BC200CD5B | 44 | CAT12SF | 254 | CAT21HPD1M24 | 222 |
| BC20M | 51 | CAT12TS | 253 | CAT21HPESC | 232 |
| BC20MSM | 51 | CAT12VF14 | 252 | CAT21HPGR | 213 |
| BC210000EG | 388 | CAT16HP | 212 | CAT21HPOR | 213 |
| BC23A000EG | 388 | CAT16HP123 | 225 | CAT21HPRD | 213 |
| BC24M | 51 | CAT16HP24 | 221 | CAT21HPSF | 227 |
| BC24MSM | 51 | CAT16HP24SM | 220 | CAT21HPVF14 | 223 |
| BC260025EG | 103 | CAT16HP4Z34 | 226 | CAT21HPWH | 213 |
| BC32M | 51 | CAT16HP58 | 221 | CAT21HPWH4Z34 | 226 |
| BC32MSM | 51 | CAT16HP58SM | 220 | CAT21HPYL | 213 |
| BC400 | 105 | CAT16HP6Z34 | 226 | CAT300CM | 257 |
| BC812M | 51 | CAT16HP8Z34 | 226 | CAT300CMLN | 256 |
| BC812MSM | 51 | CAT16HP912 | 221 | CAT3224 | 251 |
| BC8P | 47 | CAT16HP912SM | 220 | CAT32HP | 212 |
| BC8PSM | 47 | CAT16HPAB | 229 | CAT32HP123 | 225 |
| BCBP | 105 | CAT16HPAF14 | 224 | CAT32HP24 | 221 |
| BHC | 327 | CAT16HPAFAB3 | 230 | CAT32HP24SM | 220 |
| C12H1000GN | 370 | CAT16HPBA | 212 | CAT32HP4Z34 | 226 |
| C12H1000PG | 370 | CAT16HPBC | 217 | CAT32HP58 | 221 |
| C12H2000GN | 370 | CAT16HPBC200 | 214 | CAT32HP58SM | 220 |
| C12H2000PG | 370 | CAT16HPBC200B | 215 | CAT32HP6Z34 | 226 |
| C14H1000GN | 370 | CAT16HPBC26 | 219 | CAT32HP8Z34 | 226 |
| C14H1000PG | 370 | CAT16HPBCB | 218 | CAT32HP912 | 221 |
| C14H1000S4 | 370 | CAT16HPBU | 213 | CAT32HP912SM | 220 |
| C14H2000GN | 370 | CAT16HPCD1B | 231 | CAT32HPAB | 229 |
| C14H2000PG | 370 | CAT16HPESC | 232 | CAT32HPAF14 | 224 |
| C23 | 187 | CAT16HPGR | 213 | CAT32HPAFAB3 | 230 |
| C2416SM | 50 | CAT16HPOR | 213 | CAT32HPAFAB4 | 230 |
| C24812SM | 50 | CAT16HPRD | 213 | CAT32HPAFAB6 | 230 |
| C4 | 187 | CAT16HPSF | 227 | CAT32HPBA | 212 |
| C4TI24 | 120 | CAT16HPTS | 233 | CAT32HPBA4Z34 | 226 |
| C4TI58 | 120 | CAT16HPVF14 | 223 | CAT32HPBC | 217 |
| C4TI912 | 120 | CAT16HPWH | 213 | CAT32HPBC200 | 214 |
| C5816SM | 50 | CAT16HPYL | 213 | CAT32HPBC200B | 215 |
| C58812SM | 50 | CAT200CM | 257 | CAT32HPBC26 | 219 |
| C6 | 187 | CAT200CMLN | 256 | CAT32HPBCB | 218 |
| C6TI24 | 120 | CAT21AB | 255 | CAT32HPBU | 213 |
| C6TI58 | 120 | CAT21BC | 249 | CAT32HPCD1B | 231 |
| C6TI912 | 120 | CAT21HP | 212 | CAT32HPD1BC2 | 216 |
| C91216SM | 50 | CAT21HP123 | 225 | CAT32HPD1M24 | 222 |
| C912812SM | 50 | CAT21HP24 | 221 | CAT32HPDCM2 | 234 |
| CA0025EG | 159 | CAT21HP24SM | 220 | CAT32HPDCM3 | 234 |
| CA0037EG | 159 | CAT21HP4Z34 | 226 | CAT32HPDCM4 | 234 |
| CA0050EG | 159 | CAT21HP58 | 221 | CAT32HPDFM2 | 235 |
| CAT100CM | 257 | CAT21HP58SM | 220 | CAT32HPDFM3 | 235 |
| CAT12 | 249 | CAT21HP6Z34 | 226 | CAT32HPDFM4 | 235 |
| CAT1224 | 251 | CAT21HP8Z34 | 226 | CAT32HPESC | 232 |

Index

| Part No. | Page | Part No. | Page | Part No. | Page |
|---------------|------|---------------|------|-------------|------|
| CAT32HPGR | 213 | CAT600WM | 271 | CATHP912SM | 239 |
| CAT32HPOR | 213 | CAT64HP | 212 | CATHPA4 | 246 |
| CAT32HPRD | 213 | CAT64HP123 | 225 | CATHPA6 | 246 |
| CAT32HPSCM2 | 234 | CAT64HP24 | 221 | CATHPABSF | 245 |
| CAT32HPSCM3 | 234 | CAT64HP24SM | 220 | CATHPAF14 | 241 |
| CAT32HPSCM4 | 234 | CAT64HP4Z34 | 226 | CATHPAN | 246 |
| CAT32HPSF | 227 | CAT64HP58 | 221 | CATHPBC | 238 |
| CAT32HPSFM2 | 235 | CAT64HP58SM | 220 | CATHPBC200 | 237 |
| CAT32HPSFM3 | 235 | CAT64HP6Z34 | 226 | CATHPBC200B | 237 |
| CAT32HPSFM4 | 235 | CAT64HP8Z34 | 226 | CATHPBC26 | 239 |
| CAT32HPSWM2 | 236 | CAT64HP912 | 221 | CATHPBCB | 238 |
| CAT32HPSWM3 | 236 | CAT64HP912SM | 220 | CATHPCD0B | 244 |
| CAT32HPSWM4 | 236 | CAT64HPAB | 229 | CATHPCD1B | 244 |
| CAT32HPVF14 | 223 | CAT64HPAF14 | 224 | CATHPCD2.5B | 244 |
| CAT32HPWH | 213 | CAT64HPAFAB3 | 230 | CATHPCD2B | 244 |
| CAT32HPWH4Z34 | 226 | CAT64HPAFAB4 | 230 | CATHPCD3B | 244 |
| CAT32HPYL | 213 | CAT64HPAFAB6 | 230 | CATHPESC | 243 |
| CAT425 | 259 | CAT64HPBA | 212 | CATHPPLR | 247 |
| CAT42524SM | 261 | CAT64HPBC | 217 | CATHPS4 | 246 |
| CAT42558SM | 261 | CAT64HPBC200 | 214 | CATHPTM | 247 |
| CAT425912SM | 261 | CAT64HPBC200B | 215 | CATHPVF14 | 241 |
| CAT425A6 | 259 | CAT64HPBC26 | 219 | CATMTH | 269 |
| CAT425AF14 | 262 | CAT64HPBCB | 218 | CATMTLS | 269 |
| CAT425BC | 260 | CAT64HPBU | 213 | CATMTP | 269 |
| CAT425BC200 | 261 | CAT64HPCD1B | 231 | CATRL200CM | 258 |
| CAT425VF14 | 262 | CAT64HPD1BC2 | 216 | CATRL300CM | 258 |
| CAT425WM | 260 | CAT64HPD1M24 | 222 | CATRT200CM | 258 |
| CAT425WMCD1B | 263 | CAT64HPDCM2 | 234 | CATRT300CM | 258 |
| CAT48HP | 212 | CAT64HPDCM3 | 234 | CATTBCM | 258 |
| CAT48HP123 | 225 | CAT64HPDCM4 | 234 | CATTS | 254 |
| CAT48HP24 | 221 | CAT64HPDFM2 | 235 | CATWMCM | 259 |
| CAT48HP24SM | 220 | CAT64HPDFM3 | 235 | CCS812 | 201 |
| CAT48HP4Z34 | 226 | CAT64HPDFM4 | 235 | CD0B | 86 |
| CAT48HP58 | 221 | CAT64HPGR | 213 | CD0B37 | 86 |
| CAT48HP58SM | 220 | CAT64HPOR | 213 | CD0BBP | 86 |
| CAT48HP6Z34 | 226 | CAT64HPRD | 213 | CD0BCPNAM | 67 |
| CAT48HP8Z34 | 226 | CAT64HPSCM2 | 234 | CD0BSF | 63 |
| CAT48HP912 | 221 | CAT64HPSCM3 | 234 | CD0BSS | 86 |
| CAT48HP912SM | 220 | CAT64HPSCM4 | 234 | CD0BTDH | 65 |
| CAT48HPAB | 229 | CAT64HPSF | 227 | CD0BZSF | 64 |
| CAT48HPAF14 | 224 | CAT64HPSFM2 | 235 | CD1B | 86 |
| CAT48HPAFAB3 | 230 | CAT64HPSFM3 | 235 | CD1B37 | 86 |
| CAT48HPAFAB4 | 230 | CAT64HPSFM4 | 235 | CD1BCPNAM | 67 |
| CAT48HPAFAB6 | 230 | CAT64HPSWM2 | 236 | CD1BSF | 63 |
| CAT48HPBA | 212 | CAT64HPSWM3 | 236 | CD1BSS | 86 |
| CAT48HPBC | 217 | CAT64HPSWM4 | 236 | CD1BTDH | 65 |
| CAT48HPBC200 | 214 | CAT64HPVF14 | 223 | CD1BZSF | 64 |
| CAT48HPBC200B | 215 | CAT64HPWH | 213 | CD2.5B | 86 |
| CAT48HPBC26 | 219 | CAT64HPYL | 213 | CD2.5B37 | 86 |
| CAT48HPBCB | 218 | CATCR50 | 268 | CD2.5BCPNAM | 67 |
| CAT48HPBU | 213 | CATHBA | 248 | CD2.5BSS | 86 |
| CAT48HPCD1B | 231 | CATHBA3 | 248 | CD2.5BTDH | 65 |
| CAT48HPD1BC2 | 216 | CATHBA6 | 248 | CD2B | 86 |
| CAT48HPD1M24 | 222 | CATHBA8 | 248 | CD2B37 | 86 |
| CAT48HPGR | 213 | CATHP123 | 242 | CD2BCPNAM | 67 |
| CAT48HPOR | 213 | CATHP24 | 240 | CD2BSF | 63 |
| CAT48HPRD | 213 | CATHP24SM | 239 | CD2BSS | 86 |
| CAT48HPSF | 227 | CATHP4Z34 | 242 | CD2BTDH | 65 |
| CAT48HPVF14 | 223 | CATHP58 | 240 | CD2BZSF | 64 |
| CAT48HPWH | 213 | CATHP58SM | 239 | CD3B | 86 |
| CAT48HPYL | 213 | CATHP6Z34 | 242 | CD3B37 | 86 |
| CAT600R | 271 | CATHP8Z34 | 242 | CD3BSS | 86 |
| CAT600RKIT | 270 | CATHP912 | 240 | CD4B | 86 |

Index

| Part No. | Page | Part No. | Page | Part No. | Page |
|--------------|------|-----------------|------|----------------|------|
| CD4B37 | 86 | CRLP237L50 | 280 | CSBCAS040050EG | 159 |
| CD4BSS | 86 | CRLP250L14 | 280 | CSBCAS040062EG | 159 |
| CD5B | 86 | CRLP250L18 | 280 | CSBCAS050050EG | 159 |
| CD5B37 | 86 | CRLP250L22 | 280 | CSBCAS050062EG | 159 |
| CD5BSS | 86 | CRLP250L26 | 280 | CSBCAS050075EG | 159 |
| CD6B | 86 | CRLP250L38 | 280 | CSBCASDB060037 | 161 |
| CD6BSS | 86 | CRLP250L50 | 280 | CSBCASDB060050 | 161 |
| CD7B | 86 | CRLS37EG | 282 | CSBCASDB080062 | 161 |
| CD7BSS | 86 | CRLSL37EG | 282 | CSBCASDB080075 | 161 |
| CD8B | 86 | CRLW37EG | 276 | CSBCASDB100050 | 161 |
| CD8BSS | 86 | CRLW50EG | 276 | CSBCASDB120062 | 161 |
| CD9B | 86 | CS16 | 191 | CSBCS0100 | 411 |
| CD9BSS | 86 | CS812 | 191 | CSBCS0125 | 411 |
| CER4 | 189 | CS812D | 191 | CSBCS0150 | 411 |
| CFEB05 | 307 | CSB12CBL | 396 | CSBCS0200 | 411 |
| CG4 | 196 | CSB12CBLSS | 396 | CSBCS0250 | 411 |
| CHB | 327 | CSB12SBHS | 397 | CSBCS0300 | 411 |
| CHBTC | 327 | CSB12SLVB | 397 | CSBCS0350 | 411 |
| CJ6 | 190 | CSB12SLVBSS | 397 | CSBCS0400 | 411 |
| CJ6IN | 190 | CSB18CBL | 396 | CSBCS0500 | 411 |
| CJ6S | 190 | CSB18CBLSS | 396 | CSBCS0600 | 411 |
| CL100000EG | 374 | CSB18SLVB | 397 | CSBCS0800 | 411 |
| CL100000PS | 374 | CSB18SLVBSS | 397 | CSBCS1000 | 411 |
| CM2416M | 50 | CSB2W12URC12L10 | 400 | CSBCS1200 | 411 |
| CM24812M | 50 | CSB2W12URC12L20 | 400 | CSBHN50EG | 412 |
| CM24S | 118 | CSB2W12URC38L10 | 400 | CSBLN50EG | 412 |
| CM5816M | 50 | CSB2W12URC38L20 | 400 | CSBMA050050EG | 405 |
| CM58812M | 50 | CSB2W18URC12L10 | 400 | CSBMA050050EG | 405 |
| CM58S | 118 | CSB2W18URC12L20 | 400 | CSBMA050050EG | 405 |
| CM91216M | 50 | CSB2W18URC38L10 | 400 | CSBMA050075EG | 405 |
| CM912812M | 50 | CSB2W18URC38L20 | 400 | CSBMA050075EG | 405 |
| CM912S | 118 | CSB2W36URC12L10 | 400 | CSBMA050075EG | 405 |
| CNB12P | 69 | CSB2W36URC12L20 | 400 | CSBNPC12 | 398 |
| CNB812M | 68 | CSB2W36URC58L10 | 400 | CSBNPC34 | 398 |
| CNB8P | 69 | CSB2W36URC58L20 | 400 | CSBNPC38 | 398 |
| CONB122000PG | 372 | CSB2W48URC12L10 | 400 | CSBNPC58 | 398 |
| CPNAM | 132 | CSB2W48URC12L20 | 400 | CSBR1 | 410 |
| CPR25 | 205 | CSB2W48URC58L10 | 400 | CSBR1 | 410 |
| CRLA37EG | 275 | CSB2W48URC58L20 | 400 | CSBR2 | 409 |
| CRLB37EG | 274 | CSB3346SB | 397 | CSBR2 | 409 |
| CRLB50EG | 274 | CSB36CBL | 396 | CSBRS1 | 401 |
| CRLC37EG | 277 | CSB36CBLSS | 396 | CSBRS2 | 401 |
| CRLC37L1 | 278 | CSB36SLVB | 397 | CSBRS3 | 401 |
| CRLJ37EG | 275 | CSB36SLVBSS | 397 | CSBRS37EG | 401 |
| CRLM37EG | 277 | CSB48 | 397 | CSBRS4 | 401 |
| CRLM37EG | 276 | CSB48CBL | 396 | CSBRS5 | 401 |
| CRLM50EG | 276 | CSB48CBLSS | 396 | CSBRS6 | 401 |
| CRLN37EG | 283 | CSB48SLVB | 397 | CSBS1 | 402 |
| CRLP137L14 | 280 | CSB48SLVBSS | 397 | CSBS1A | 403 |
| CRLP137L18 | 280 | CSBBS121836 | 398 | CSBS1A | 403 |
| CRLP137L22 | 280 | CSBC48 | 396 | CSBS1A | 403 |
| CRLP137L26 | 280 | CSBCAB030037EG | 158 | CSBS2 | 402 |
| CRLP137L38 | 280 | CSBCAB037550EG | 158 | CSBS3 | 404 |
| CRLP150L14 | 280 | CSBCAB045050EG | 158 | CSBS3 | 404 |
| CRLP150L18 | 280 | CSBCAB047562EG | 158 | CSBS4 | 404 |
| CRLP150L22 | 280 | CSBCAB055050EG | 158 | CSBS4 | 404 |
| CRLP150L26 | 280 | CSBCAB055075EG | 158 | CSBS5 | 404 |
| CRLP150L38 | 280 | CSBCAB060062EG | 158 | CSBS5 | 404 |
| CRLP237L14 | 280 | CSBCAB062575EG | 158 | CSBSB50EG | 412 |
| CRLP237L18 | 280 | CSBCAB070075EG | 158 | CSBSBR50EG | 412 |
| CRLP237L22 | 280 | CSBCAB085075EG | 158 | CSBSH00375EG | 410 |
| CRLP237L26 | 280 | CSBCAS025037EG | 159 | CSBSH00500EG | 410 |
| CRLP237L38 | 280 | CSBCAS030050EG | 159 | CSBSH00625EG | 410 |

Index

| Part No. | Page | Part No. | Page | Part No. | Page |
|---------------|------|------------|------|-------------|------|
| CSBSH00750EG | 410 | DR4TSF12 | 135 | FXC20 | 191 |
| CSBSN37EG | 412 | DR4TSF24 | 135 | H23 | 187 |
| CSBU1 | 406 | DR4TSF36 | 135 | H4 | 187 |
| CSBU1PA | 408 | DR4TSF40 | 135 | H6 | 187 |
| CSBU2 | 406 | DR4TSF48 | 135 | HFRMHDW | 350 |
| CSBU2PA | 408 | DR4TSF60 | 135 | HMZE215 | 164 |
| CSBUB62EG | 412 | DR4TSF72 | 135 | HMZE220 | 165 |
| CSBURC1 | 399 | DSI2A | 199 | HMZE240 | 165 |
| CSBURC12 | 399 | E12H1000PG | 371 | HMZE340 | 165 |
| CSBURC12SS | 399 | E12H2000GN | 371 | HMZE350 | 166 |
| CSBURC14 | 399 | E12H2000PG | 371 | HMZE380 | 166 |
| CSBURC14SS | 399 | EC311 | 320 | HMZG160 | 161 |
| CSBURC1SS | 399 | EC3114Z34 | 321 | HMZG315 | 163 |
| CSBURC34 | 399 | EC3116Z34 | 321 | HMZG365 | 164 |
| CSBURC34SS | 399 | EC311P | 321 | HMZG470 | 161 |
| CSBURC38 | 399 | ENDCA120EG | 373 | HMZG471 | 162 |
| CSBURC38SS | 399 | EPS0050EG | 88 | HMZG650 | 163 |
| CSBURC4812 | 399 | EPS0075EG | 88 | HMZG730 | 164 |
| CSBURC4812SS | 399 | EPS0100EG | 88 | HMZH455 | 162 |
| CSBURC4834 | 399 | EPS0125EG | 88 | HMZH475 | 162 |
| CSBURC4834SS | 399 | EPS0150EG | 88 | HMZH476 | 163 |
| CSBURC4858 | 399 | EPS0200EG | 88 | HMZH665 | 164 |
| CSBURC4858SS | 399 | ESC12P | 81 | HSCR3707EG | 155 |
| CSBURC4878SS | 399 | ESC4 | 392 | HSCR3710EG | 155 |
| CSBURC58 | 399 | ESC4TI | 393 | HSCR3712EG | 155 |
| CSBURC58SS | 399 | ESC6M | 81 | HSCR3715EG | 155 |
| CSBURC78 | 399 | ESC6TI | 393 | HSCR3720EG | 155 |
| CSBURC78SS | 399 | ESC812M | 81 | HSCR5010EG | 155 |
| CSBURCR12 | 400 | ESG1 | 204 | HSCR5012EG | 155 |
| CSBURCR38 | 400 | ESG1M | 204 | HSCR5015EG | 155 |
| CSBURCR58 | 400 | ESGFP | 204 | HSCR5020EG | 155 |
| CSBUS1 | 407 | ESGP | 204 | IDS | 322 |
| CSBUS1 | 407 | ET0050HD | 45 | IDS15 | 322 |
| CSBUS1PA | 408 | ET0075HD | 45 | IDS2 | 322 |
| CSBUS2 | 407 | ET0100HD | 45 | IDS9 | 322 |
| CSBUS2 | 407 | ET0125HD | 45 | IDS915 | 322 |
| CSBUS2PA | 408 | ET0150HD | 45 | IDS95 | 322 |
| D12H1000GN | 371 | ET0200HD | 45 | IDS95LN | 322 |
| D12H1000PG | 371 | ET0250HD | 45 | IDS95T | 322 |
| D12H2000GN | 371 | ET0300HD | 45 | IDS95TWB | 322 |
| D12H2000PG | 371 | F090000EG | 379 | IDS9LN | 322 |
| DB12SFCAT32HP | 228 | F130000EG | 379 | IDS9T | 322 |
| DB15SFCAT64HP | 228 | F140000EG | 379 | IDS9TWB | 322 |
| DB18SFCAT32HP | 228 | F150000EG | 379 | IDSLN | 322 |
| DB21SFCAT64HP | 228 | F160000EG | 379 | IDST | 322 |
| DB24SFCAT32HP | 228 | F170000EG | 379 | IDSTWB | 322 |
| DB27SFCAT64HP | 228 | F180000EG | 379 | INC8T5 | 388 |
| DB30SFCAT32HP | 228 | F200000EG | 380 | ISSP375 | 390 |
| DB33SFCAT64HP | 228 | F220000EG | 379 | ISSPK | 391 |
| DB36SFCAT32HP | 228 | F230000EG | 380 | J1A35 | 182 |
| DB39SFCAT64HP | 228 | F250000EG | 381 | K12 | 77 |
| DB48SFCAT32HP | 228 | F360000EG | 380 | K16 | 77 |
| DB51SFCAT64HP | 228 | F370000EG | 381 | K20 | 77 |
| DH2 | 131 | FB12P | 206 | K8 | 77 |
| DH4TI | 131 | FB6M | 206 | KA25H0150EG | 378 |
| DH6TI | 131 | FB812M | 206 | KA25H0300EG | 378 |
| DR4SF12 | 134 | FB8P | 206 | KA25H0450EG | 378 |
| DR4SF24 | 134 | FBS12 | 197 | KA25H0600EG | 378 |
| DR4SF36 | 134 | FBS16 | 197 | KBT | 99 |
| DR4SF40 | 134 | FBS18 | 197 | KX | 77 |
| DR4SF48 | 134 | FMBS18 | 198 | L100000EG | 381 |
| DR4SF60 | 134 | FMBS1824 | 197 | L110000EG | 381 |
| DR4SF72 | 134 | FMSBC1 | 328 | L110000S4 | 381 |

Index

| Part No. | Page | Part No. | Page | Part No. | Page |
|-------------|------|------------|------|-----------|------|
| L120300EG | 382 | MCS101VF14 | 74 | PAR0350HD | 45 |
| L180000EG | 383 | MCS50 | 89 | PAR0400HD | 45 |
| L190000EG | 383 | MCS5024 | 54 | PBU10 | 361 |
| L200000EG | 383 | MCS504Z | 79 | PBU16 | 361 |
| L220000EG | 383 | MCS5058 | 54 | PBU6 | 361 |
| L23U0000EG | 384 | MCS506Z | 79 | PCB36 | 358 |
| L441200EG | 384 | MCS50912 | 54 | PCB36H20 | 358 |
| L441600EG | 384 | MCS50AF14 | 75 | PCB36H30 | 358 |
| L460450EG | 382 | MCS50B18 | 97 | PCB36H40 | 358 |
| L470450EG | 382 | MCS50B18A | 94 | PCB36H50 | 358 |
| LA0025EG | 160 | MCS50BC | 55 | PCB36H60 | 358 |
| LA0037EG | 160 | MCS50BC200 | 55 | PCGK | 359 |
| LA0050EG | 160 | MCS50VF14 | 74 | PCL50S2 | 355 |
| LCSB12 | 325 | MEB1 | 186 | PCL50S3 | 355 |
| LFC | 312 | MF250 | 189 | PCL50S4 | 355 |
| LFC90 | 312 | MF375 | 189 | PCL50S5 | 355 |
| LTGH | 324 | MF500 | 189 | PCL50S6 | 355 |
| M1318 | 117 | MF625 | 189 | PCL90S2 | 356 |
| M1318S | 118 | MF750 | 189 | PCL90S3 | 356 |
| M24 | 117 | MFA4I | 378 | PCL90S4 | 356 |
| M24S | 118 | MFA625 | 378 | PCL90S5 | 356 |
| M58 | 117 | MFI | 195 | PCL90S6 | 356 |
| M58S | 118 | MFO | 189 | PCP36 | 359 |
| M912 | 117 | MFS | 188 | PCS1 | 76 |
| M912S | 118 | MP1 | 267 | PCS2 | 76 |
| MAC2 | 192 | MP1P | 267 | PCT20 | 357 |
| MAC2123 | 74 | MP1S | 266 | PCT30 | 357 |
| MAC21318 | 53 | MP1SCB | 265 | PCT40 | 357 |
| MAC224 | 53 | MP2 | 267 | PCT50 | 357 |
| MAC224SM | 53 | MP2S | 266 | PCT60 | 357 |
| MAC24Z34 | 79 | MP2SCB | 265 | PEB | 354 |
| MAC258 | 53 | MP34P | 267 | PEC | 355 |
| MAC258SM | 53 | MPAL2 | 267 | PEH31 | 354 |
| MAC26Z34 | 79 | MPCB1220 | 265 | PEK4B | 351 |
| MAC2912 | 53 | MPLS | 266 | PEK6B | 352 |
| MAC2912SM | 53 | MPLS2 | 266 | PEKEF | 353 |
| MAC2ATA | 316 | MPVTI | 268 | PH4 | 114 |
| MAC2BC | 54 | MSF | 188 | PH6 | 114 |
| MAC2SF | 70 | MSP20 | 205 | PH6FP | 114 |
| MAC2T | 192 | NUT0025EG | 375 | PHB | 349 |
| MAC2VF14 | 73 | NUT0025xx | 375 | PHBR | 349 |
| MCS100 | 89 | NUT0025xx | 375 | PHK | 350 |
| MCS10024 | 54 | NUT0025xx | 375 | PHKR | 350 |
| MCS1004Z | 79 | NUT0025xx | 375 | PHSW4 | 114 |
| MCS10058 | 54 | NUT0025xx | 375 | PHSW6 | 114 |
| MCS1006Z | 79 | NUT0037EG | 375 | PHSW6FP | 114 |
| MCS1008Z | 79 | NUT0037S6 | 375 | PKM10H3 | 270 |
| MCS100912 | 54 | NUT0050EG | 375 | PKM10H6 | 270 |
| MCS100AF14 | 75 | NUT0050HD | 375 | PKM16H3 | 270 |
| MCS100B18 | 97 | NUT0050S6 | 375 | PKM16H6 | 270 |
| MCS100BC | 55 | NUT0062EG | 375 | PPRPS25H4 | 364 |
| MCS100BC200 | 55 | NUT0075EG | 375 | PPRPS25H6 | 364 |
| MCS100SF | 70 | P110000EG | 389 | PRA3H12 | 348 |
| MCS100VF14 | 74 | P11SQ000EG | 389 | PRA6H16 | 348 |
| MCS101 | 89 | P130000EG | 389 | PRF2 | 347 |
| MCS10124 | 54 | PAR0050HD | 45 | PRF3 | 347 |
| MCS1014Z | 79 | PAR0075HD | 45 | PRF6 | 347 |
| MCS10158 | 54 | PAR0100HD | 45 | PRS2 | 348 |
| MCS1016Z | 79 | PAR0125HD | 45 | PRS3 | 348 |
| MCS101912 | 54 | PAR0150HD | 45 | PRS6 | 348 |
| MCS101AF14 | 75 | PAR0200HD | 45 | PSA10CH13 | 345 |
| MCS101BC | 55 | PAR0250HD | 45 | PSA16AH18 | 345 |
| MCS101BC200 | 55 | PAR0300HD | 45 | PSB24A | 346 |

Index

| Part No. | Page | Part No. | Page | Part No. | Page |
|------------------|------|-------------------|------|----------------------|------|
| PSB30A..... | 346 | RIGD0400EG | 336 | SC2G | 52 |
| PSB36A..... | 346 | RIGD0400S4 | 336 | SC4A | 52 |
| PSB42A..... | 346 | RIGD0600S4 | 336 | SC4B | 52 |
| PSB48A..... | 346 | RLC | 196 | SC4C | 52 |
| PSB60A..... | 346 | RMX | 89 | SC4D | 52 |
| PSF10C..... | 344 | RMX24 | 56 | SC4E | 52 |
| PSF10D..... | 344 | RMX4Z34 | 80 | SC4F | 52 |
| PSF16C..... | 344 | RMX58 | 56 | SC4G | 52 |
| PSF16D..... | 344 | RMX6Z34 | 80 | SC8A | 52 |
| PSF6C..... | 344 | RMX912 | 56 | SC8B | 52 |
| PT16 | 333 | RMXAB | 71 | SC8C | 52 |
| PT16FP..... | 333 | RMXAF14..... | 76 | SC8D | 52 |
| PT16LN..... | 333 | RMXAO | 90 | SC8E | 52 |
| PT16SPCR | 334 | RMXATS | 316 | SC8F | 52 |
| PTF10 | 362 | RMXBC | 56 | SC8G | 52 |
| PTF10 | 362 | RMXDH2..... | 72 | SCH12..... | 82 |
| PTF10P..... | 363 | RMXSf | 71 | SCH12B | 82 |
| PTF16 | 362 | RMXVF14..... | 75 | SCH16..... | 82 |
| PTF16 | 362 | ROL10000EG | 391 | SCH16B | 82 |
| PTF16P..... | 363 | ROL11000EG | 392 | SCH20..... | 82 |
| PTF1C..... | 363 | RPS50AHGP | 100 | SCH20B | 82 |
| PTF2C..... | 363 | RPS50H4EG | 360 | SCH24B | 82 |
| PTF6 | 362 | RPS50H4HD | 360 | SCH32B | 82 |
| PTF6 | 362 | RPS50H6EG | 360 | SCH40B | 82 |
| PTF6P..... | 363 | RPS50H6HD | 360 | SCH48B | 82 |
| PTFP | 364 | RPSE1H | 361 | SCH56B | 82 |
| RA0037HD | 44 | RPSE1H24 | 360 | SCH64B | 82 |
| RA0050HD | 44 | RPSE1H57 | 360 | SCH6B..... | 82 |
| RA0075HD | 44 | RPSE2H46 | 360 | SCH72B | 82 |
| RA0100HD | 44 | RPSE4H46 | 360 | SCH8..... | 82 |
| RA0125HD | 44 | RS06 | 111 | SCH8B..... | 82 |
| RA0150HD | 44 | RS08 | 111 | SCMKC | 272 |
| RA0200HD | 44 | RS10 | 111 | SCSOL1A | 52 |
| RA0250HD | 44 | RS12 | 111 | SFCLT | 313 |
| RA0300HD | 44 | RS14 | 111 | SFCLTCF..... | 313 |
| RA0350HD | 44 | RS16 | 111 | SFCLTCFS..... | 313 |
| RA0400HD | 44 | RS18 | 111 | SFCLTE | 313 |
| RAWL3758..... | 160 | S102438BP50 | 327 | SFCLTS | 313 |
| RBS16 | 184 | S31199P100 | 154 | SGB16A..... | 200 |
| RBS24 | 184 | S3575BP100 | 154 | SGB24A..... | 200 |
| RET16B50 | 248 | S3575BP50 | 154 | SGFIX0380100EG... .. | 203 |
| RET21B50 | 248 | S3755DP100 | 154 | SK125I | 83 |
| RET32B50 | 248 | SAA1400EG | 393 | SK12ALA | 83 |
| RET48B25 | 248 | SAD1400EG | 393 | SK165I | 83 |
| RET64B25 | 248 | SBC037 | 104 | SK16ALA | 83 |
| RGC | 269 | SBT18 | 91 | SK205I | 83 |
| RIGD0050EG | 336 | SBT1824 | 58 | SK20ALA | 83 |
| RIGD0050S4 | 336 | SBT1824SM | 57 | SK245I | 83 |
| RIGD0075EG | 336 | SBT184Z34 | 80 | SK24ALA | 83 |
| RIGD0075S4 | 336 | SBT1858 | 58 | SK325I | 83 |
| RIGD0100EG | 336 | SBT1858SM | 57 | SK32ALA | 83 |
| RIGD0100S4 | 336 | SBT186Z34 | 80 | SK405I | 83 |
| RIGD0125EG | 336 | SBT18912 | 58 | SK485I | 83 |
| RIGD0125S4 | 336 | SBT18912SM | 57 | SK565I | 83 |
| RIGD0150EG | 336 | SBT18BC | 57 | SK645I | 83 |
| RIGD0150S4 | 336 | SBT18BC200 | 58 | SK85I..... | 83 |
| RIGD0200EG | 336 | SBT18TDH | 66 | SK8ALA | 83 |
| RIGD0200S4 | 336 | SC2A | 52 | SL1214 | 308 |
| RIGD0250EG | 336 | SC2B | 52 | SL1518 | 308 |
| RIGD0250S4 | 336 | SC2C | 52 | SLAFAB3..... | 308 |
| RIGD0300EG | 336 | SC2D | 52 | SLC15L1000SP | 306 |
| RIGD0300S4 | 336 | SC2E | 52 | SLC15L50MSP | 306 |
| RIGD0350EG | 336 | SC2F | 52 | SLC2L1000SP | 306 |

Index

| Part No. | Page | Part No. | Page | Part No. | Page |
|---------------|------|---------------|------|---------------|------|
| SLC3L1000SP | 306 | SLK15L500PACK | 304 | SLK2Y300L5 | 296 |
| SLD15L10S | 302 | SLK15L50MPACK | 304 | SLK2Y300L7 | 296 |
| SLD15L2S | 302 | SLK15L5AB | 286 | SLK2Y500L3 | 296 |
| SLD15L5S | 302 | SLK15L5DH | 288 | SLK2YH500L2 | 295 |
| SLD15QT250 | 304 | SLK15L5LP | 291 | SLK2YH500L2R2 | 295 |
| SLD15Y200 | 303 | SLK15L5LPR2 | 291 | SLK2YH500L3 | 295 |
| SLD15Y300 | 303 | SLK15L5R2 | 290 | SLK2YH500L3R2 | 295 |
| SLD15Y500 | 303 | SLK15L5SE250 | 292 | SLK2YH500L7 | 295 |
| SLD15Y500R2 | 303 | SLK15L5SF | 287 | SLK3C200 | 305 |
| SLD15Y800 | 303 | SLK15L5T | 294 | SLK3C50 | 305 |
| SLD15Y800R2 | 303 | SLK15L5WA6 | 293 | SLK3L1 | 290 |
| SLD2Y300 | 303 | SLK15L7 | 290 | SLK3L10 | 290 |
| SLD2Y300L050H | 303 | SLK15L7LP | 291 | SLK3L10AB | 286 |
| SLD2Y500 | 303 | SLK15L7T | 294 | SLK3L10LP | 291 |
| SLD2YH500 | 302 | SLK15L7WA6 | 293 | SLK3L10SE375 | 292 |
| SLD2YH800 | 302 | SLK15Y300L3 | 296 | SLK3L10WA6 | 293 |
| SLD3YH500 | 302 | SLK15Y300L3R2 | 296 | SLK3L1AB | 286 |
| SLD3YH800 | 302 | SLK15Y300L5 | 296 | SLK3L1LP | 291 |
| SLEB250 | 307 | SLK15Y500L3 | 296 | SLK3L1SE375 | 292 |
| SLEB375 | 307 | SLK15Y500L3R2 | 296 | SLK3L1WA6 | 293 |
| SLEBWS | 307 | SLK2C200 | 305 | SLK3L2 | 290 |
| SLICK250 | 374 | SLK2C50 | 305 | SLK3L2AB | 286 |
| SLICK375 | 374 | SLK2L1 | 290 | SLK3L2LP | 291 |
| SLICK500 | 374 | SLK2L10 | 290 | SLK3L2SE375 | 292 |
| SLJR200 | 306 | SLK2L100PACK | 304 | SLK3L2WA6 | 293 |
| SLK15L1 | 290 | SLK2L10LP | 291 | SLK3L3 | 290 |
| SLK15L10 | 290 | SLK2L10R2 | 290 | SLK3L3AB | 286 |
| SLK15L10LP | 291 | SLK2L10WA6 | 293 | SLK3L3LP | 291 |
| SLK15L10T | 294 | SLK2L1LP | 291 | SLK3L3R2 | 290 |
| SLK15L10WA6 | 293 | SLK2L1WA6 | 293 | SLK3L3SE375 | 292 |
| SLK15L1AB | 286 | SLK2L2 | 290 | SLK3L3WA6 | 293 |
| SLK15L1DH | 288 | SLK2L2AB | 286 | SLK3L5 | 290 |
| SLK15L1LP | 291 | SLK2L2LP | 291 | SLK3L5AB | 286 |
| SLK15L1LPR2 | 291 | SLK2L2R2 | 290 | SLK3L5LP | 291 |
| SLK15L1SF | 287 | SLK2L2SE250 | 292 | SLK3L5R2 | 290 |
| SLK15L1T | 294 | SLK2L2SF | 287 | SLK3L5SE375 | 292 |
| SLK15L1TR2 | 294 | SLK2L2WA6 | 293 | SLK3L5WA6 | 293 |
| SLK15L1WA6 | 293 | SLK2L3 | 290 | SLK3L7 | 290 |
| SLK15L2 | 290 | SLK2L34H24 | 289 | SLK3L7AB | 286 |
| SLK15L2AB | 286 | SLK2L34H58 | 289 | SLK3L7LP | 291 |
| SLK15L2DH | 288 | SLK2L3AB | 286 | SLK3L7WA6 | 293 |
| SLK15L2LP | 291 | SLK2L3DH | 288 | SLLC250 | 307 |
| SLK15L2LPR2 | 291 | SLK2L3LP | 291 | SLS2C50 | 305 |
| SLK15L2R2 | 290 | SLK2L3R2 | 290 | SLS2L1 | 298 |
| SLK15L2SE250 | 292 | SLK2L3SE250 | 292 | SLS2L10 | 298 |
| SLK15L2SF | 287 | SLK2L3SF | 287 | SLS2L2 | 298 |
| SLK15L2T | 294 | SLK2L3WA6 | 293 | SLS2L2SE250 | 299 |
| SLK15L2TR2 | 294 | SLK2L5 | 290 | SLS2L3 | 298 |
| SLK15L2WA6 | 293 | SLK2L5AB | 286 | SLS2L3DH | 297 |
| SLK15L3 | 290 | SLK2L5DH | 288 | SLS2L3SE250 | 299 |
| SLK15L34H24 | 289 | SLK2L5LP | 291 | SLS2L3WA6 | 300 |
| SLK15L34H58 | 289 | SLK2L5R2 | 290 | SLS2L5 | 298 |
| SLK15L3AB | 286 | SLK2L5SE250 | 292 | SLS2L5DH | 297 |
| SLK15L3DH | 288 | SLK2L5SF | 287 | SLS2L5SE250 | 299 |
| SLK15L3LP | 291 | SLK2L5WA6 | 293 | SLS2L5WA6 | 300 |
| SLK15L3LPR2 | 291 | SLK2L7 | 290 | SLS2L7 | 298 |
| SLK15L3R2 | 290 | SLK2L7DH | 288 | SLS2L7DH | 297 |
| SLK15L3SE250 | 292 | SLK2L7LP | 291 | SLS2L7WA6 | 300 |
| SLK15L3SF | 287 | SLK2L7WA6 | 293 | SLS3C50 | 305 |
| SLK15L3T | 294 | SLK2Y300L10 | 296 | SLS3L1 | 298 |
| SLK15L3TR2 | 294 | SLK2Y300L2 | 296 | SLS3L10 | 298 |
| SLK15L3WA6 | 293 | SLK2Y300L3 | 296 | SLS3L2 | 298 |
| SLK15L5 | 290 | SLK2Y300L3R2 | 296 | SLS3L3 | 298 |

Index

| Part No. | Page | Part No. | Page | Part No. | Page |
|------------|------|-------------|------|------------|------|
| SLS3L5 | 298 | TSNT0025EG | 377 | USC076EG | 337 |
| SLS3L7 | 298 | TSNT0025EG | 377 | USC080EG | 337 |
| SLWC | 306 | TSNT0037EG | 377 | USC086EG | 337 |
| SLWC | 396 | TSNT0037EG | 377 | USC086HD | 338 |
| SMS8 | 202 | TSNT0050EG | 377 | USC093EG | 337 |
| SN25 | 283 | TSNT0050EG | 377 | USC101EG | 337 |
| SN37 | 283 | TSR1220 | 366 | USC101HD | 338 |
| SN50 | 283 | TSR122025 | 366 | USC107EG | 337 |
| SNSW37 | 284 | TSR122038RL | 281 | USC113EG | 337 |
| SNSW50 | 284 | TSR1220N | 367 | USC113HD | 338 |
| SPRA0025EG | 376 | TSR1220R | 368 | USC121EG | 337 |
| SPRA0025EG | 376 | TSR1220SLS3 | 301 | USC129EG | 338 |
| SPRA0025EG | 377 | TSRBS1625 | 185 | USC135EG | 338 |
| SPRA0037EG | 376 | U10A0000HD | 392 | USC143EG | 338 |
| SPRA0037EG | 376 | U24A0000EG | 390 | USC143HD | 338 |
| SPRA0050EG | 376 | UPCJ | 244 | USC152EG | 338 |
| SPRA0050EG | 376 | USC006EG | 337 | USC159EG | 338 |
| SPRA0062EG | 376 | USC010EG | 337 | USC168EG | 338 |
| SPRA0062EG | 376 | USC013EG | 337 | USC168HD | 338 |
| SPRC0025EG | 377 | USC016EG | 337 | USC178EG | 338 |
| STCB6 | 387 | USC016HD | 338 | USC191EG | 338 |
| STS | 372 | USC017EG | 337 | USC200EG | 338 |
| STS2346 | 185 | USC017HD | 338 | USC208EG | 338 |
| SWFF0037EG | 150 | USC020EG | 337 | USC218EG | 338 |
| SWFF0050EG | 150 | USC020HD | 338 | USC218HD | 338 |
| SWMF0037EG | 151 | USC021EG | 337 | USC228EG | 338 |
| SWMF0050EG | 151 | USC021HD | 338 | USC254EG | 338 |
| TBSBA4 | 179 | USC022EG | 337 | USC277EG | 338 |
| TDH | 129 | USC025EG | 337 | USC277HD | 338 |
| TDHP2 | 130 | USC025HD | 338 | USC311EG | 338 |
| TDHP2PR10 | 130 | USC026EG | 337 | USC324EG | 338 |
| TDHT4 | 129 | USC026HD | 338 | USC324HD | 338 |
| TDHT6 | 129 | USC028EG | 337 | USC400EG | 338 |
| TEB23 | 186 | USC031EG | 337 | UTS150 | 100 |
| TEB4 | 186 | USC031HD | 338 | UTS15038RL | 279 |
| TEB6XT | 184 | USC033EG | 337 | UTS200 | 100 |
| TEBS1624 | 202 | USC033HD | 338 | UTS20038RL | 279 |
| TGE | 329 | USC036EG | 337 | UTS300 | 100 |
| TPC112 | 341 | USC040EG | 337 | UTS30038RL | 279 |
| TPC238 | 341 | USC040HD | 338 | VAFT | 117 |
| TRC062 | 341 | USC042EG | 337 | VAFTR | 117 |
| TRC075 | 341 | USC042HD | 338 | VF14 | 116 |
| TRC087 | 341 | USC046EG | 337 | VF144TI | 124 |
| TRC100 | 341 | USC046HD | 338 | VF146A | 123 |
| TRC112 | 341 | USC048EG | 337 | VF146T | 124 |
| TRC125 | 341 | USC048HD | 338 | VF146TI | 124 |
| TRC137 | 341 | USC053EG | 337 | VF14708 | 124 |
| TRC150 | 341 | USC054EG | 337 | W170000EG | 385 |
| TRC162 | 341 | USC054HD | 338 | W190000EG | 384 |
| TRC200 | 341 | USC058EG | 337 | W200000EG | 385 |
| TRC212 | 341 | USC058HD | 338 | WBS37RL | 278 |
| TSGB16 | 200 | USC060EG | 337 | WC812 | 88 |
| TSGB1624 | 200 | USC060HD | 338 | WMX3 | 90 |
| TSGB1624S | 199 | USC063EG | 337 | WMX6 | 90 |
| TSGB24 | 200 | USC068EG | 337 | WMX6SF | 69 |
| TSGLDR1 | 201 | USC073EG | 337 | ZGA512 | 390 |
| TSGLDR1TC | 201 | USC073HD | 338 | | |

1
2
3
4
5
6
7
8
9
10
11
12
13
14
15
16
17
18
19
20



Our powerful portfolio of brands:

CADDY ERICO HOFFMAN RAYCHEM SCHROFF TRACER



nVent.com/CADDY

©2018 nVent. All nVent marks and logos are owned or licensed by nVent Services GmbH or its affiliates. All other trademarks are the property of their respective owners. nVent reserves the right to change specifications without notice. CADDY-CAT-CFC-Electrical-USEN-1812